

Computerised results and timing service provided by TISSOT

Bancaja

GP GENERALI DE LA COMUNITAT VALENCIANA

Qualifying Practice Nr. 1

Chronological Analysis of Performances

8

P Crossing the finish line in pit lane		T1 Time from finish line to 1st intermediate		T2 Time from 1st intermed. to 2nd intermed.		T3 Time from 2nd intermed. to 3rd intermed.		T4 Time from 3rd intermediate to finish line					
Lap	Lap Time	T1	T2	T3	T4	Speed	Lap	Lap Time	T1	T2	T3	T4	Speed
<b>1st 11</b> Jorge NAVARRO		EVO		SPA		Runs=2 Total laps=15 Full laps=12							
1	3'02.726	1'08.020	41.823	34.204	38.679								
2	<b>2'12.418</b>	32.499	35.758	29.875	34.286	189.3							
3	<b>2'05.153</b>	30.037	32.887	29.100	33.129	192.9							
4	<b>1'58.319</b>	28.282	31.325	26.908	31.804	193.7							
5	<b>1'56.004</b>	27.378	30.240	26.677	31.709	195.6							
6	<b>1'54.201</b>	26.852	30.122	25.840	31.387	195.7							
7	<b>1'53.044</b>	26.505	29.740	25.847	30.952	195.2							
8	<b>1'52.281</b>	26.346	29.557	25.562	30.816	195.7							
9	<b>2'01.726</b> P	26.396	30.660	26.653	38.017	196.3							
10	3'18.176	1'51.081	30.373	25.685	31.037								
11	<b>1'51.519</b>	26.163	29.332	25.503	30.521	196.2							
12	<b>1'50.819</b>	25.834	29.205	25.379	30.401	196.6							
13	<b>1'50.618</b>	<u>25.782</u>	29.134	25.187	30.515	<u>197.6</u>							
14	<b>1'50.842</b>	25.783	29.247	25.224	30.588	195.9							
15	<b>1'50.183</b>	25.784	<u>29.059</u>	<u>25.088</u>	<u>30.252</u>	195.7							
<b>4th 16</b> Ricardo MIRA		EVO		SPA		Runs=1 Total laps=8 Full laps=7							
1	17'49.037	16'10.498	35.392	29.524	33.623								
2	<b>1'57.373</b>	28.028	30.935	26.728	31.682	189.8							
3	<b>1'54.208</b>	26.900	29.941	26.112	31.255	189.3							
4	<b>1'52.953</b>	26.424	29.544	25.893	31.092	189.8							
5	<b>1'51.792</b>	26.336	29.176	25.444	30.836	190.6							
6	<b>1'52.361</b>	26.362	29.550	25.623	30.826	<u>194.3</u>							
7	<b>1'51.569</b>	26.183	29.231	<u>25.373</u>	30.782	190.4							
8	<b>1'51.339</b>	<u>26.108</u>	<u>29.101</u>	25.465	<u>30.665</u>								
<b>5th 75</b> Francisco GARCIA		EVO		SPA		Runs=2 Total laps=15 Full laps=15							
1	2'12.873	35.263	35.118	28.938	33.554								
2	<b>1'58.466</b>	27.888	31.539	26.522	32.517	190.6							
3	<b>1'55.295</b>	27.226	30.377	26.055	31.637	190.1							
4	<b>1'54.517</b>	26.724	30.050	25.947	31.796	190.3							
5	<b>1'54.583</b>	26.706	30.053	26.059	31.765	188.9							
6	<b>1'53.248</b>	26.646	29.586	25.759	31.257	188.5							
7	<b>1'52.703</b>	26.243	29.567	25.331	31.562	189.2							
8	<b>1'52.415</b>	26.257	29.513	25.345	31.300	188.3							
9	<b>1'52.777</b>	26.362	29.635	25.522	31.258	190.4							
10	<b>1'52.291</b>	26.149	29.341	25.333	31.468	192.5							
11	<b>1'51.973</b>	<u>25.976</u>	29.428	25.584	30.985	<u>193.9</u>							
12	<b>1'51.492</b>	26.047	29.304	25.394	<u>30.747</u>	191.8							
13	<b>1'51.743</b>	26.086	29.405	<u>25.100</u>	31.152	192.7							
14	<b>1'51.764</b>	26.249	<u>29.037</u>	25.439	31.039	186.5							
15	<b>2'13.141</b> P	26.276	31.868	31.405	43.592	185.2							
<b>6th 37</b> Pedro RODRIGUEZ		EVO		SPA		Runs=2 Total laps=15 Full laps=12							
1	2'21.492	38.507	36.733	30.704	35.548								
2	<b>2'01.774</b>	28.825	32.119	28.228	32.602	190.7							
3	<b>1'57.247</b>	27.463	30.516	27.067	32.201	193.1							
4	<b>1'55.351</b>	27.171	30.057	26.558	31.565	<u>194.3</u>							
5	2'44.813 P	34.394	33.712	47.707	49.000	190.4							
6	3'41.122	2'11.785	30.555	26.820	31.962								
7	<b>1'55.055</b>	26.860	30.303	26.383	31.509	192.1							
8	<b>1'53.818</b>	26.630	29.811	26.012	31.365	191.8							
9	<b>1'53.376</b>	26.644	29.556	25.949	31.227	191.6							
10	<b>1'53.408</b>	26.433	29.675	25.792	31.508	191.1							
11	<b>1'52.574</b>	26.473	29.393	25.847	30.861	190.6							
12	<b>1'52.775</b>	26.271	<u>29.383</u>	25.943	31.178	191.8							
13	<b>1'53.414</b>	26.355	30.618	<u>25.634</u>	30.807	191.8							
14	<b>1'52.050</b>	26.224	29.450	25.667	<u>30.709</u>	193.1							
15	<b>1'52.364</b>	<u>26.051</u>	29.692	25.759	30.862	194.3							
<b>7th 31</b> Ruben SEÑORIS		EVO		SPA		Runs=1 Total laps=15 Full laps=14							
1	3'25.400	1'37.630	39.493	32.168	36.109								
2	<b>2'04.979</b>	30.197	32.826	28.387	33.569	189.0							
3	<b>1'57.879</b>	27.755	30.645	26.892	32.587	190.9							

<b>Fastest Lap:</b>	Jorge NAVARRO	EVO	SPA	<b>1'50.183</b>	25.784	29.059	25.088	30.252
---------------------	---------------	-----	-----	-----------------	--------	--------	--------	--------

DORNA DATA PROCESSING TIMING SERVICE DORNA DATA PROCESSING TIMING SERVICE DORNA DATA PROCESSING TIMING SERVICE DORNA DATA PROCESSING TIMING SERVICE DORNA DATA PROCESSING TIMING SERVICE DORNA DATA PROCESSING TIMING SERVICE DORNA DATA PROCESSING TIMING SERVICE DORNA DATA PROCESSES

# Qualifying Practice Nr. 1

Bancaja

Lap	Lap Time	T1	T2	T3	T4	Speed	Lap	Lap Time	T1	T2	T3	T4	Speed
4	1'55.403	26.958	30.733	25.995	31.717	191.4							
5	1'55.674	26.625	31.164	26.074	31.811	193.4							
6	2'17.162	26.987	30.748	29.928	49.499	192.2							
7	1'55.996	27.315	30.787	26.389	31.505	189.7							
8	1'54.237	26.957	30.043	25.824	31.413	190.1							
9	1'53.018	26.727	29.462	25.762	31.067	190.5							
10	1'54.637	26.778	29.501	26.511	31.847	192.9							
11	1'54.450	26.813	30.007	25.917	31.713	189.2							
12	1'54.032	27.014	29.750	25.711	31.557	187.1							
13	1'53.584	26.670	29.810	25.895	31.209	189.4							
14	1'53.032	26.445	29.667	25.748	31.172	189.9							
15	1'52.525	26.472	29.402	25.677	30.974	190.0							
<b>8th</b>	<b>24</b>	<b>Marcos RAMIREZ</b>					EVO	SPA					
		Runs=2	Total laps=15	Full laps=12									
1	3'02.563	1'15.704	36.891	31.727	38.241								
2	2'05.596	30.871	33.328	28.252	33.145	190.3							
3	1'58.393	27.950	31.194	27.066	32.183	192.0							
4	1'57.386	27.701	30.647	26.900	32.138	193.4							
5	1'55.917	27.094	30.199	26.742	31.882	191.1							
6	1'55.095	26.948	30.284	26.461	31.402	191.0							
7	1'55.011	26.768	30.081	26.626	31.536	192.5							
8	1'54.716	26.889	29.770	26.356	31.701	191.3							
9	1'54.169	26.735	29.929	26.186	31.319	191.4							
10	1'53.795	26.612	29.749	26.162	31.272	190.9							
11	1'52.669	26.516	29.306	25.809	31.038	190.5							
12	2'12.011 P	26.540	29.580	32.032	43.859	193.7							
13	3'17.242	1'49.425	30.446	26.006	31.365								
14	1'52.985	26.525	29.621	25.808	31.031	191.3							
15	1'52.946	26.614	29.352	26.159	30.821	192.7							
<b>11th</b>	<b>50</b>	<b>Vicente RAMON</b>					EVO	SPA					
		Runs=2	Total laps=14	Full laps=11									
1	3'15.521	1'29.101	36.484	33.516	36.420								
2	2'03.678	28.761	32.509	29.327	33.081	190.2							
3	2'01.676	27.658	31.860	27.835	34.323	191.3							
4	2'05.538	28.214	38.255	26.965	32.104	193.6							
5	1'55.231	26.813	30.381	26.332	31.705	190.8							
6	2'03.079 P	26.686	31.105	27.935	37.353	193.0							
7	3'26.281	1'56.174	31.475	26.622	32.010								
8	1'54.447	26.662	30.083	26.118	31.584	192.0							
9	1'53.962	26.380	29.792	26.413	31.377	193.5							
10	1'55.805	27.109	31.448	26.009	31.239	191.8							
11	1'53.482	26.511	29.760	26.082	31.129	192.6							
12	1'53.366	26.194	29.842	26.064	31.266	192.7							
13	1'53.538	26.311	29.874	26.130	31.223	192.0							
14	1'53.723	26.257	29.846	26.055	31.565	193.1							
<b>12th</b>	<b>57</b>	<b>Eric GRANADO</b>					PreGP	BRA					
		Runs=1	Total laps=16	Full laps=15									
1	2'17.838	37.798	35.776	29.504	34.760								
2	2'03.602	29.827	33.115	27.807	32.853	183.8							
3	2'03.420	27.646	30.740	31.009	34.025	182.3							
4	1'55.961	27.318	30.341	26.515	31.787	183.9							
5	2'03.443	27.248	31.674	32.291	32.230	184.6							
6	1'56.293	26.945	30.149	27.266	31.933	184.7							
7	1'56.170	27.211	30.493	26.552	31.914	183.1							
8	1'55.232	26.846	30.192	26.373	31.821	182.5							
9	1'54.493	26.834	29.821	26.201	31.637	183.5							
10	1'55.819	27.569	30.684	25.974	31.592	183.6							
11	1'53.688	26.464	29.653	26.086	31.485	184.2							
12	1'53.596	26.398	29.799	25.920	31.479	184.5							
13	1'54.136	26.771	29.574	25.824	31.967	184.2							
14	1'53.445	26.606	29.611	25.835	31.393	183.3							
15	1'53.513	26.324	29.907	25.893	31.389	183.7							
16	1'53.796	26.448	29.509	26.085	31.754	184.9							
<b>13th</b>	<b>54</b>	<b>Ricardo ESCALANT</b>					EVO	MEX					
		Runs=2	Total laps=14	Full laps=11									
1	3'04.181	1'08.564	44.593	32.294	38.730								
2	2'12.293	32.967	36.027	29.519	33.780	179.9							
3	2'04.862	29.018	34.276	28.275	33.293	190.3							
4	1'58.858	28.311	31.488	26.953	32.106	194.4							
5	1'56.998	27.547	30.462	26.670	32.319	191.3							
6	1'58.596	28.272	31.463	26.551	32.310	187.7							
7	2'03.674	28.749	34.894	26.938	33.093	189.3							
8	1'58.528	28.542	30.475	26.962	32.549	189.0							
9	1'55.771	27.106	30.327	26.383	31.955	188.6							
10	1'55.409	26.840	30.158	26.271	32.140	191.5							
11	2'14.530 P	27.021	29.864	34.428	43.217	184.1							
12	4'15.178	2'43.723	31.965	27.892	31.598								
13	1'54.334	26.971	29.823	26.100	31.440	191.5							
14	1'53.661	26.629	29.909	25.884	31.239	192.1							
<b>14th</b>	<b>29</b>	<b>Santos BERNE</b>					PreGP	SPA					
		Runs=3	Total laps=13	Full laps=8									
1	3'27.167	1'47.304	36.404	29.628	33.831								
2	2'05.123	28.829	32.613	29.502	34.179	185.0							
3	2'05.278 P	27.847	31.671	28.174	37.586	186.3							
4	4'55.915	3'25.596	31.067	26.838	32.414								
5	1'56.760	27.137	30.255	26.696	32.672	183.8							
6	1'55.529	27.070	29.997	26.297	32.165	186.6							
7	1'54.693	26.838	29.890	26.143	31.822	184.0							
<b>Fastest Lap:</b>	Jorge NAVARRO	EVO	SPA	1'50.183	25.784	29.059	25.088	30.252					

DORNA DATA PROCESSING TIMING SERVICE DORNA DATA PROCESSING TIMING SERVICE DORNA DATA PROCESSING TIMING SERVICE DORNA DATA PROCESSING TIMING SERVICE DORNA DATA PROCESSING TIMING SERVICE DORNA DATA PROCESSING TIMING SERVICE DORNA DATA PROCESSING TIMING SERVICE DORNA DATA PROCESSES



# Qualifying Practice Nr. 1

Bancaja

Lap	Lap Time	T1	T2	T3	T4	Speed	Lap	Lap Time	T1	T2	T3	T4	Speed
9	1'58.564	27.870	31.317	26.478	32.899	177.1	4	2'05.831	28.517	32.519	29.695	35.100	185.3
10	1'58.231	27.457	31.207	26.300	33.267	177.4	5	2'11.564	28.782	31.821	27.892	43.069	185.9
11	1'58.614	27.718	31.636	26.422	32.838	177.4	6	2'18.100	39.940	37.559	28.031	32.570	
12	1'56.644	27.672	30.577	25.984	32.411	177.7	7	2'13.281	30.848	42.261	27.698	32.474	188.6
13	1'59.523	29.414	31.361	26.294	32.454	177.6	8	1'59.265	28.303	30.931	27.709	32.322	190.9
14	1'55.499	27.104	30.289	26.033	32.073	178.9	9	1'58.902	27.852	30.707	27.482	32.861	187.0
15	1'56.729	27.347	30.710	26.254	32.418	180.2	10	2'08.402 P	28.034	31.097	27.332	41.939	188.2

**23rd 21** Manuel GARCIA PreGP SPA  
Runs=1 Total laps=15 Full laps=14

1	3'19.255	1'21.437	39.316	36.774	41.728	
2	2'11.191	32.132	34.429	30.117	34.513	180.4
3	2'02.847	29.366	31.906	28.006	33.569	181.4
4	2'00.128	28.513	31.007	27.747	32.861	179.5
5	1'58.098	27.799	30.596	27.190	32.513	181.0
6	1'57.815	27.733	30.587	26.954	32.541	179.5
7	1'57.216	27.449	30.500	27.034	32.233	181.4
8	1'56.433	27.264	30.056	26.795	32.318	181.5
9	1'55.833	27.169	29.924	26.740	32.000	181.2
10	1'56.203	27.097	29.893	26.485	32.728	182.0
11	1'56.497	27.455	29.866	26.946	32.230	178.9
12	1'55.888	27.049	29.738	26.813	32.288	181.4
13	1'56.170	27.159	30.029	26.976	32.006	180.0
14	1'55.806	27.065	29.879	26.773	32.089	181.6
15	1'55.648	27.078	29.850	26.668	32.052	180.0

**24th 73** Antonio VELA PreGP SPA  
Runs=3 Total laps=13 Full laps=8

1	2'43.010	51.823	39.804	33.735	37.648	
2	2'07.268	30.090	33.424	28.956	34.798	182.3
3	2'03.355	28.886	32.452	28.232	33.785	181.3
4	2'01.045	28.484	31.685	27.598	33.278	182.4
5	1'59.826	28.275	31.274	27.084	33.193	181.5
6	1'58.328	27.655	30.901	26.939	32.833	180.9
7	2'23.021 P	27.820	36.081	29.369	49.751	182.5
8	3'45.800	2'11.116	33.271	27.644	33.769	
9	1'58.571	27.636	31.273	26.916	32.746	183.3
10	1'56.747	27.238	30.459	26.708	32.342	183.9
11	2'25.840 P	28.472	35.595	33.472	48.301	182.6
12	4'16.264	2'45.666	31.324	26.757	32.517	
13	1'56.045	27.179	30.176	26.465	32.225	184.0

**25th 64** Jorge RODRIGO PreGP SPA  
Runs=2 Total laps=14 Full laps=11

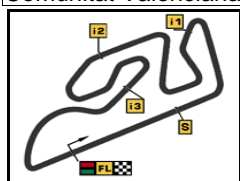
1	2'43.229	47.619	41.872	35.103	38.635	
2	2'16.393	32.845	36.850	30.856	35.842	182.4
3	2'06.019	29.884	33.107	29.067	33.961	185.4
4	2'01.459	28.470	31.642	28.256	33.091	184.0
5	1'59.247	27.834	30.972	27.692	32.749	186.0
6	1'58.665	27.762	30.568	27.402	32.933	183.9
7	2'00.977	27.641	30.923	29.274	33.139	185.6
8	1'57.814	27.803	30.543	26.839	32.629	185.5
9	1'58.283	27.418	30.445	27.040	33.380	184.9
10	1'57.503	27.725	30.777	26.595	32.406	187.9
11	1'56.447	27.240	30.251	26.613	32.343	184.7
12	2'21.926 P	29.834	34.345	36.438	41.309	185.0
13	4'09.166	2'23.062	35.440	37.459	33.205	
14	1'57.685	27.640	31.034	26.628	32.383	186.8

**26th 10** Josep BARTUAL EVO SPA  
Runs=2 Total laps=13 Full laps=10

1	3'42.055	1'52.228	39.161	32.710	37.956	
2	2'07.425	30.964	32.896	29.190	34.375	175.3
3	2'04.945	29.913	32.508	28.522	34.002	186.2

**Fastest Lap:** Jorge NAVARRO EVO SPA 1'50.183 25.784 29.059 25.088 30.252

DORNA DATA PROCESSING TIMING SERVICE DORNA DATA PROCESSING TIMING SERVICE DORNA DATA PROCESSING TIMING SERVICE DORNA DATA PROCESSING TIMING SERVICE DORNA DATA PROCESSING TIMING SERVICE DORNA DATA PROCESSING TIMING SERVICE DORNA DATA PROCESSING TIMING SERVICE DORNA DATA PROCCESSSS



4005 m.

**GP GENERALI DE LA COMUNITAT VALENCIANA****Qualifying Practice Nr. 1****Best Partial Times****Bancaja***IT* Ideal Lap Time, sum of the best partial times*BT* Best Lap Time

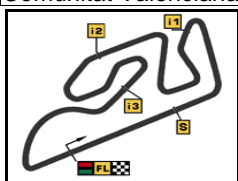
<b>T1</b>		<b>T2</b>		<b>T3</b>		<b>T4</b>				<b>IT</b>	<b>BT</b>	
<i>Pos</i>	<i>Rider</i>	<i>Time</i>	<i>Rider</i>	<i>Time</i>	<i>Rider</i>	<i>Time</i>	<i>Rider</i>	<i>Time</i>	<i>Pos</i>	<i>Rider</i>		
1	J.NAVARRO	25.782	F.MORBIDELLI	29.004	J.NAVARRO	25.088	J.NAVARRO	30.252	1	J.NAVARRO	1'50.181	1'50.183 (1)
2	F.MORBIDELLI	<b>25.927</b>	A.MIÑANA	<b>29.029</b>	F.GARCIA	<b>25.100</b>	A.MIÑANA	<b>30.271</b>	2	A.MIÑANA	1'50.715	1'50.866 (2)
3	F.GARCIA	25.976	F.GARCIA	29.037	A.MIÑANA	25.277	R.MIRA	30.665	3	F.GARCIA	1'50.860	1'51.492 (5)
4	J.CHOLBI	<b>26.022</b>	J.NAVARRO	<b>29.059</b>	R.MIRA	<b>25.373</b>	P.RODRIGUEZ	<b>30.709</b>	4	F.MORBIDELLI	1'51.110	1'51.338 (3)
5	P.RODRIGUEZ	26.051	R.MIRA	29.101	J.MARTINEZ	25.448	F.MORBIDELLI	30.721	5	R.MIRA	1'51.247	1'51.339 (4)
6	R.MIRA	<b>26.108</b>	M.RAMIREZ	<b>29.306</b>	F.MORBIDELLI	<b>25.458</b>	F.GARCIA	<b>30.747</b>	6	P.RODRIGUEZ	1'51.777	1'52.050 (6)
7	A.MIÑANA	26.138	J.MARTINEZ	29.371	P.RODRIGUEZ	25.634	M.RAMIREZ	30.821	7	M.RAMIREZ	1'52.451	1'52.669 (8)
8	V.RAMON	<b>26.194</b>	P.RODRIGUEZ	<b>29.383</b>	R.SEÑORIS	<b>25.677</b>	R.SEÑORIS	<b>30.974</b>	8	R.SEÑORIS	1'52.498	1'52.525 (7)
9	E.GRANADO	26.324	R.SEÑORIS	29.402	A.MIGNO	25.754	V.RAMON	31.129	9	J.CHOLBI	1'52.728	1'53.215 (10)
10	R.SEÑORIS	<b>26.445</b>	E.GRANADO	<b>29.509</b>	M.RAMIREZ	<b>25.808</b>	J.CHOLBI	<b>31.221</b>	10	J.MARTINEZ	1'53.022	1'53.070 (9)
11	M.RAMIREZ	26.516	I.ROMAN	29.529	J.CHOLBI	25.813	R.ESCALANTE	31.239	11	E.GRANADO	1'53.046	1'53.445 (12)
12	S.BERNE	<b>26.620</b>	A.MIGNO	<b>29.624</b>	M.HERRERA	<b>25.814</b>	D.ZARAPICO	<b>31.384</b>	12	V.RAMON	1'53.092	1'53.366 (11)
13	R.ESCALANTE	26.629	S.BERNE	29.670	E.GRANADO	25.824	E.GRANADO	31.389	13	A.MIGNO	1'53.516	1'54.009 (15)
14	A.MIGNO	<b>26.636</b>	J.CHOLBI	<b>29.672</b>	S.BERNE	<b>25.847</b>	J.MARTINEZ	<b>31.490</b>	14	R.ESCALANTE	1'53.575	1'53.661 (13)
15	J.MARTINEZ	26.713	M.GARCIA	29.738	R.ESCALANTE	25.884	A.MIGNO	31.502	15	S.BERNE	1'53.684	1'53.720 (14)
16	N.PALLUOTTO	<b>26.742</b>	V.RAMON	<b>29.760</b>	D.ZARAPICO	<b>25.952</b>	S.BERNE	<b>31.547</b>	16	M.HERRERA	1'54.238	1'54.238 (16)
17	D.ZARAPICO	26.789	R.ESCALANTE	29.823	R.LOPEZ	25.984	J.BARTUAL	31.601	17	D.ZARAPICO	1'54.269	1'54.513 (18)
18	M.HERRERA	<b>26.861</b>	J.MANRIQUE	<b>29.832</b>	I.ROMAN	<b>25.998</b>	M.HERRERA	<b>31.705</b>	18	I.ROMAN	1'54.303	1'54.456 (17)
19	I.ROMAN	26.964	M.HERRERA	29.858	V.RAMON	26.009	I.ROMAN	31.812	19	N.PALLUOTTO	1'55.020	1'55.350 (20)
20	M.GARCIA	<b>27.049</b>	A.LEVY	<b>29.921</b>	N.PALLUOTTO	<b>26.279</b>	A.LEVY	<b>31.872</b>	20	J.MANRIQUE	1'55.185	1'55.211 (19)
21	R.LOPEZ	27.104	N.PALLUOTTO	30.026	A.LEVY	26.328	J.MANRIQUE	31.901	21	M.GARCIA	1'55.272	1'55.648 (23)
22	J.MANRIQUE	<b>27.111</b>	D.ZARAPICO	<b>30.144</b>	J.MANRIQUE	<b>26.341</b>	N.PALLUOTTO	<b>31.973</b>	22	A.LEVY	1'55.312	1'55.391 (21)
23	A.VELA	27.179	A.VELA	30.176	A.VELA	26.465	M.GARCIA	32.000	23	R.LOPEZ	1'55.450	1'55.499 (22)
24	A.LEVY	<b>27.191</b>	J.RODRIGO	<b>30.251</b>	M.GARCIA	<b>26.485</b>	R.LOPEZ	<b>32.073</b>	24	A.VELA	1'56.045	1'56.045 (24)

These data/results cannot be reproduced, stored and/or transmitted in whole or in part by any manner of electronic, mechanical, photocopying, recording, broadcasting or otherwise now known or herein after developed without the previous express consent by the copyright owner, except for reproduction in daily press and regular printed publications on sale to the public within 60 days of the event related to those data/results and always provided that copyright symbol appears together as follows below.

© DORNA, 2009

Official MotoGP Timing by **TISSOT**  
www.motogp.com





4005 m.

**GP GENERALI DE LA COMUNITAT VALENCIANA****Qualifying Practice Nr. 1****Best Partial Times***IT* Ideal Lap Time, sum of the best partial times*BT* Best Lap Time

<i>Pos</i>	<i>T1</i>		<i>T2</i>		<i>T3</i>		<i>T4</i>		<i>Pos</i>	<i>Rider</i>	<i>IT</i>	<i>BT</i>
	<i>Rider</i>	<i>Time</i>	<i>Rider</i>	<i>Time</i>	<i>Rider</i>	<i>Time</i>	<i>Rider</i>	<i>Time</i>				
25	J.RODRIGO	27.240	R.LOPEZ	30.289	J.RODRIGO	26.595	A.VELA	32.225	25	<b>J.RODRIGO</b>	1'56.429	1'56.447 (25)
26	<b>C.TEJERO</b>	<b>27.339</b>	<b>M.FERRERO</b>	<b>30.420</b>	<b>C.TEJERO</b>	<b>26.707</b>	<b>J.RODRIGO</b>	<b>32.343</b>	26	<b>J.BARTUAL</b>	1'56.728	1'56.999 (26)
27	M.FERRERO	27.348	J.BARTUAL	30.707	J.BARTUAL	26.920	C.TEJERO	32.381	27	<b>M.FERRERO</b>	1'57.147	2'04.118 (28)
28	<b>J.BARTUAL</b>	<b>27.500</b>	<b>C.TEJERO</b>	<b>30.785</b>	<b>M.FERRERO</b>	<b>26.974</b>	<b>M.FERRERO</b>	<b>32.405</b>	28	<b>C.TEJERO</b>	1'57.212	1'57.399 (27)

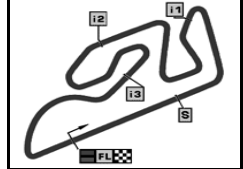
These data/results cannot be reproduced, stored and/or transmitted in whole or in part by any manner of electronic, mechanical, photocopying, recording, broadcasting or otherwise now known or herein after developed without the previous express consent by the copyright owner, except for reproduction in daily press and regular printed publications on sale to the public within 60 days of the event related to those data/results and always provided that copyright symbol appears together as follows below.

© DORNA, 2009

Official MotoGP Timing by **TISSOT**  
www.motogp.com








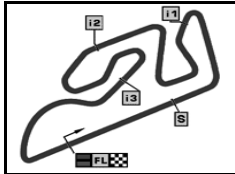
4005 m.

## GP GENERALI DE LA COMUNITAT VALENCIANA

## Qualifying Practice Nr. 1

## Fastest Laps Sequence

<i>Practice Time</i>	 <i>Rider</i>	<i>Nation</i>	<i>Motorcycle</i>	<i>Time</i>	<i>Km/h</i>	<i>Rider's Lap</i>
<b>2'12.873</b>	75 <b>Francisco GARCIA</b>	SPA		<b>2'12.873</b>	108.509	1
<b>4'11.339</b>	75 <b>Francisco GARCIA</b>	SPA		<b>1'58.466</b>	121.705	2
<b>6'06.634</b>	75 <b>Francisco GARCIA</b>	SPA		<b>1'55.295</b>	125.053	3
<b>8'01.151</b>	75 <b>Francisco GARCIA</b>	SPA		<b>1'54.517</b>	125.902	4
<b>11'10.883</b>	12 <b>Franco MORBIDELLI</b>	ITA		<b>1'53.699</b>	126.808	5
<b>11'48.982</b>	75 <b>Francisco GARCIA</b>	SPA		<b>1'53.248</b>	127.313	6
<b>13'41.685</b>	75 <b>Francisco GARCIA</b>	SPA		<b>1'52.703</b>	127.929	7
<b>15'34.100</b>	75 <b>Francisco GARCIA</b>	SPA		<b>1'52.415</b>	128.256	8
<b>16'54.146</b>	11 <b>Jorge NAVARRO</b>	SPA		<b>1'52.281</b>	128.409	8
<b>16'54.393</b>	18 <b>Adrian MIÑANA</b>	SPA		<b>1'52.130</b>	128.582	8
<b>21'11.141</b>	75 <b>Francisco GARCIA</b>	SPA		<b>1'51.973</b>	128.763	11
<b>21'52.699</b>	12 <b>Franco MORBIDELLI</b>	ITA		<b>1'51.895</b>	128.852	10
<b>23'02.633</b>	75 <b>Francisco GARCIA</b>	SPA		<b>1'51.492</b>	129.318	12
<b>25'56.386</b>	11 <b>Jorge NAVARRO</b>	SPA		<b>1'50.819</b>	130.104	12
<b>27'47.004</b>	11 <b>Jorge NAVARRO</b>	SPA		<b>1'50.618</b>	130.340	13
<b>31'28.029</b>	11 <b>Jorge NAVARRO</b>	SPA		<b>1'50.183</b>	130.855	15




4005 m.

# GP GENERALI DE LA COMUNITAT VALENCIANA

## Qualifying Practice Nr. 2

### Classification

**12**

	Rider	Nation	Team	Motorcycle	Time	Lap Total	Gap	Top Speed
1	<b>Adrian MIÑANA</b>	SPA	EVO		<b>1'50.447</b>	12 14		<b>195.4</b>
2	<b>Ricardo MIRA</b>	SPA	EVO		<b>1'50.879</b>	6 15	0.432 0.432	<b>196.1</b>
3	<b>Franco MORBIDELLI</b>	ITA	EVO		<b>1'51.247</b>	11 14	0.800 0.368	<b>194.9</b>
4	<b>Jorge NAVARRO</b>	SPA	EVO		<b>1'51.678</b>	12 14	1.231 0.431	<b>199.3</b>
5	<b>Pedro RODRIGUEZ</b>	SPA	EVO		<b>1'52.151</b>	13 15	1.704 0.473	<b>195.5</b>
6	<b>Marcos RAMIREZ</b>	SPA	EVO		<b>1'52.589</b>	13 16	2.142 0.438	<b>195.7</b>
7	<b>Francisco GARCIA</b>	SPA	EVO		<b>1'52.730</b>	12 16	2.283 0.141	<b>192.1</b>
8	<b>Jorge MARTINEZ</b>	SPA	PreGP		<b>1'52.750</b>	8 15	2.303 0.020	<b>187.0</b>
9	<b>Eric GRANADO</b>	BRA	PreGP		<b>1'53.221</b>	13 15	2.774 0.471	<b>188.0</b>
10	<b>Ruben SEÑORIS</b>	SPA	EVO		<b>1'53.345</b>	9 15	2.898 0.124	<b>198.6</b>
11	<b>Miguel FERRERO</b>	SPA	EVO		<b>1'53.567</b>	11 14	3.120 0.222	<b>187.2</b>
12	<b>Maria HERRERA</b>	SPA	PreGP		<b>1'53.688</b>	12 13	3.241 0.121	<b>188.4</b>
13	<b>Vicente RAMON</b>	SPA	EVO		<b>1'53.902</b>	11 14	3.455 0.214	<b>196.8</b>
14	<b>Niccolo PALLUOTTO</b>	ITA	EVO		<b>1'54.114</b>	11 13	3.667 0.212	<b>195.1</b>
15	<b>Daniel ZARAPICO</b>	SPA	EVO		<b>1'54.172</b>	16 16	3.725 0.058	<b>195.1</b>
16	<b>Javier CHOLBI</b>	SPA	EVO		<b>1'54.242</b>	4 12	3.795 0.070	<b>196.6</b>
17	<b>Javier MANRIQUE</b>	SPA	EVO		<b>1'54.247</b>	14 16	3.800 0.005	<b>189.0</b>
18	<b>Agusti LEVY</b>	SPA	PreGP		<b>1'54.249</b>	15 15	3.802 0.002	<b>186.2</b>
19	<b>Ricardo ESCALANTE</b>	MEX	EVO		<b>1'54.278</b>	14 14	3.831 0.029	<b>195.6</b>
20	<b>Santos BERNE</b>	SPA	PreGP		<b>1'54.279</b>	11 12	3.832 0.001	<b>182.0</b>
21	<b>Andrea MIGNO</b>	ITA	PreGP		<b>1'54.411</b>	15 15	3.964 0.132	<b>191.0</b>
22	<b>Ignacio ROMAN</b>	SPA	PreGP		<b>1'54.417</b>	11 11	3.970 0.006	<b>186.5</b>
23	<b>Rodrigo LOPEZ</b>	SPA	PreGP		<b>1'54.810</b>	13 15	4.363 0.393	<b>186.2</b>
24	<b>Antonio VELA</b>	SPA	PreGP		<b>1'55.227</b>	14 14	4.780 0.417	<b>188.4</b>
25	<b>Jorge RODRIGO</b>	SPA	PreGP		<b>1'56.179</b>	6 14	5.732 0.952	<b>190.7</b>
26	<b>Cristobal TEJERO</b>	SPA	PreGP		<b>1'57.848</b>	10 14	7.401 1.669	<b>186.0</b>
27	<b>Manuel GARCIA</b>	SPA	PreGP		<b>1'58.047</b>	8 8	7.600 0.199	<b>182.3</b>
28	<b>Josep BARTUAL</b>	SPA	EVO		<b>1'59.553</b>	3 3	9.106 1.506	<b>197.3</b>

**Practice condition:**Dry

Air: 19°

Humidity: 22%

Ground: 17°

<b>Fastest Lap:</b>	Lap: 12	<b>Adrian MIÑANA</b>	<b>1'50.447</b>	130.542 Km/h
<b>Circuit Record Lap:</b>	2008	<b>Agusti LEVY</b>	<b>2'00.744</b>	119.409 Km/h
<b>Circuit Best Lap:</b>	2009	<b>Jorge NAVARRO</b>	<b>1'50.183</b>	130.855 Km/h

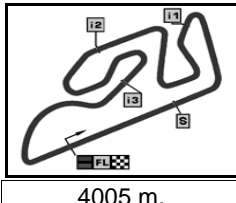
The results are provisional until the end of the limit for protest and appeals.

Time limit for protest expires 60' after publication of the results - Mr. .... Time: .....

DORNA DATA PROCESSING TIMING SERVICE DORNA DATA PROCESSING TIMING SERVICE DORNA DATA PROCESSING TIMING SERVICE DORNA DATA PROCESSING TIMING SERVICE DORNA DATA PROCESSING TIMING SERVICE DORNA DATA PROCESSING TIMING SERVICE DORNA DATA PROCCECESS







4005 m.

## GP GENERALI DE LA COMUNITAT VALENCIANA

## Qualifying Practice Nr. 2

## Chronological Analysis of Performances

15

					<i>T1</i> Time from finish line to 1st intermediate					<i>T3</i> Time from 2nd intermed. to 3rd intermed.				
					<i>T2</i> Time from 1st intermed. to 2nd intermed.					<i>T4</i> Time from 3rd intermediate to finish line				
Lap	Lap Time	T1	T2	T3	T4	Speed	Lap	Lap Time	T1	T2	T3	T4	Speed	
<b>1st</b>	<b>18</b>	<b>Adrian MIÑANA</b>	<b>EVO</b>	<b>SPA</b>						<b>4th</b>	<b>11</b>	<b>Jorge NAVARRO</b>	<b>EVO</b>	<b>SPA</b>
		Runs=3	Total laps=14	Full laps=9								Runs=2	Total laps=14	Full laps=11
1	2'18.916	40.662	35.757	29.623	32.874		1	3'14.657	1'27.187	40.041	32.343	35.086		
2	<b>1'55.905</b>	27.740	30.471	26.292	31.402	191.4	2	<b>2'06.534</b>	30.266	33.756	28.284	34.228	193.6	
3	<b>1'52.398</b>	26.400	29.619	25.392	30.987	193.9	3	<b>1'58.433</b>	28.416	31.376	26.558	32.083	194.3	
4	<b>1'51.781</b>	26.121	29.390	25.399	30.871	193.5	4	<b>1'55.420</b>	27.152	30.265	26.558	31.445	198.9	
5	2'18.848 P	29.354	32.638	35.092	41.764	194.5	5	<b>1'53.969</b>	26.637	30.064	25.888	31.380	199.3	
6	3'15.346	1'45.373	33.232	25.779	30.962		6	<b>1'52.704</b>	26.174	29.766	25.653	31.111	198.4	
7	1'59.816 P	27.453	30.265	25.847	36.251	194.2	7	<b>1'51.970</b>	26.122	29.587	25.472	30.789	197.3	
8	3'44.892	2'16.924	30.735	26.350	30.883		8	<b>1'51.824</b>	25.997	29.657	25.458	30.712	196.7	
9	<b>1'52.229</b>	26.073	29.445	25.333	31.378	194.9	9	2'03.198 P	26.862	30.786	27.265	38.285	197.5	
10	<b>1'50.764</b>	26.010	29.119	25.162	30.473	195.4	10	3'46.512	2'17.551	31.714	25.925	31.322		
11	<b>1'54.776</b>	26.354	31.304	26.328	30.790	192.8	11	<b>1'58.528</b>	26.378	32.544	28.154	31.452	197.9	
12	<b>1'50.447</b>	25.937	29.111	25.079	30.320	192.7	12	<b>1'51.678</b>	26.129	29.505	25.517	30.527	194.8	
13	<b>1'50.568</b>	25.993	28.962	25.184	30.429	193.3	13	<b>2'03.281</b>	26.096	29.423	28.142	39.620	197.2	
14	<b>1'50.620</b>	26.018	29.103	25.071	30.428	191.5	14	<b>1'52.072</b>	26.365	29.675	25.361	30.671	192.5	
<b>2nd</b>	<b>16</b>	<b>Ricardo MIRA</b>	<b>EVO</b>	<b>SPA</b>						<b>5th</b>	<b>37</b>	<b>Pedro RODRIGUEZ</b>	<b>EVO</b>	<b>SPA</b>
		Runs=2	Total laps=15	Full laps=12								Runs=2	Total laps=15	Full laps=13
1	2'19.226	42.741	35.573	28.122	32.790		1	2'22.091 P	36.428	35.188	30.456	40.019		
2	<b>1'55.943</b>	27.527	31.270	26.025	31.121	195.7	2	3'53.977	2'20.738	32.432	27.684	33.123		
3	<b>1'52.410</b>	26.536	29.547	25.557	30.770	196.1	3	<b>1'55.595</b>	27.396	30.394	26.418	31.387	194.4	
4	<b>1'51.554</b>	26.076	29.194	25.585	30.699	195.8	4	<b>1'54.107</b>	26.492	30.176	26.082	31.357	195.5	
5	<b>1'50.963</b>	26.121	28.970	25.347	30.525	194.2	5	<b>2'00.259</b>	26.428	29.703	27.530	36.598	193.5	
6	<b>1'50.879</b>	25.931	29.056	25.361	30.531	193.8	6	<b>2'36.911</b>	34.907	41.737	46.106	34.161	192.3	
7	<b>1'50.934</b>	25.948	29.125	25.311	30.550	193.6	7	<b>1'54.187</b>	26.619	29.950	26.261	31.357	194.0	
8	<b>1'51.054</b>	25.940	29.201	25.321	30.592	193.3	8	<b>1'53.390</b>	26.586	29.694	26.022	31.088	193.1	
9	<b>1'51.140</b>	25.937	29.097	25.280	30.826	193.9	9	<b>1'53.452</b>	26.541	29.601	25.971	31.339	192.4	
10	2'06.274 P	26.120	30.555	32.508	37.091	192.3	10	<b>1'52.685</b>	26.363	29.303	25.846	31.173	193.4	
11	4'10.731	2'43.855	29.917	25.927	31.032		11	<b>1'59.204</b>	26.368	30.861	30.488	31.487	193.7	
12	<b>1'51.040</b>	26.036	29.110	25.293	30.601	191.2	12	<b>1'52.372</b>	26.373	29.310	25.786	30.903	194.5	
13	<b>1'50.910</b>	26.079	28.949	25.256	30.626	193.0	13	<b>1'52.151</b>	26.333	29.186	25.723	30.909	192.4	
14	<b>1'51.639</b>	26.070	29.063	25.326	31.180	191.3	14	<b>1'54.005</b>	27.311	29.982	25.815	30.897	191.1	
15	<b>1'51.182</b>	26.101	29.028	25.383	30.670	190.6	15	<b>1'52.447</b>	26.444	29.552	25.677	30.774	195.2	
<b>3rd</b>	<b>12</b>	<b>Franco MORBIDEL</b>	<b>EVO</b>	<b>ITA</b>						<b>6th</b>	<b>24</b>	<b>Marcos RAMIREZ</b>	<b>EVO</b>	<b>SPA</b>
		Runs=2	Total laps=14	Full laps=11								Runs=1	Total laps=16	Full laps=15
1	2'38.847	1'05.057	33.158	28.141	32.491		1	2'20.021	40.823	35.714	30.084	33.400		
2	<b>1'56.415</b>	27.803	30.775	26.373	31.464	192.5	2	<b>1'58.638</b>	28.148	31.316	27.236	31.938	194.1	
3	<b>1'53.823</b>	26.529	30.048	26.035	31.211	193.9	3	<b>1'56.124</b>	27.097	30.257	27.088	31.682	194.8	
4	<b>1'52.291</b>	26.214	29.258	25.782	31.037	193.0	4	<b>1'54.186</b>	26.560	29.540	26.567	31.519	193.9	
5	<b>1'51.869</b>	26.069	29.202	25.670	30.928	194.9	5	<b>1'54.198</b>	26.651	30.031	26.345	31.171	195.7	
6	1'59.974 P	26.095	29.104	25.972	38.803	193.7	6	<b>1'53.266</b>	26.326	29.505	26.176	31.259	195.0	
7	6'25.842	4'58.568	30.056	26.074	31.144		7	<b>1'53.078</b>	26.522	29.541	25.887	31.128	194.5	
8	<b>1'51.977</b>	26.312	29.258	25.648	30.759	191.9	8	<b>1'52.952</b>	26.623	29.526	25.745	31.058	194.8	
9	<b>1'52.900</b>	26.235	29.287	25.888	31.490	193.8	9	<b>1'55.987</b>	26.980	31.538	26.215	31.254	194.5	
10	<b>1'51.526</b>	26.172	29.023	25.494	30.837	192.4	10	<b>1'53.562</b>	26.680	29.807	25.968	31.107	194.3	
11	<b>1'51.247</b>	26.095	28.981	25.432	30.739	191.3	11	<b>1'53.170</b>	26.583	29.667	25.630	31.290	193.5	
12	<b>1'55.007</b>	27.073	29.453	27.371	31.110	190.8	12	<b>1'52.966</b>	26.431	29.617	25.865	31.053	194.5	
13	<b>1'52.014</b>	26.133	29.378	25.767	30.736	190.0	13	<b>1'52.589</b>	26.350	29.382	25.779	31.078	192.2	
14	<b>1'51.784</b>	26.182	29.146	25.667	30.789	189.4	14	<b>1'53.219</b>	26.824	29.525	25.727	31.143	193.0	
							15	<b>1'52.981</b>	26.494	29.486	25.841	31.160	191.8	

**Fastest Lap:** Adrian MIÑANA EVO SPA **1'50.447** 25.937 29.111 25.079 30.320

DORNA DATA PROCESSING TIMING SERVICE DORNA DATA PROCESSING TIMING SERVICE DORNA DATA PROCESSING TIMING SERVICE DORNA DATA PROCESSING TIMING SERVICE DORNA DATA PROCESSING TIMING SERVICE DORNA DATA PROCESSING TIMING SERVICE DORNA DATA PROCESSES

# Qualifying Practice Nr. 2

Bancaja

Lap	Lap Time	T1	T2	T3	T4	Speed	Lap	Lap Time	T1	T2	T3	T4	Speed
16	1'53.368	26.664	29.588	25.943	31.173	192.2	6	1'53.887	26.619	29.849	26.108	31.311	194.9
<b>7th</b>	<b>75</b>	<b>Francisco GARCIA</b> EVO SPA					7	1'53.393	26.349	29.716	26.068	31.260	194.3
		Runs=1	Total laps=16	Full laps=15		8	1'54.478	26.753	30.200	26.062	31.463	194.2	
1	2'12.585	34.524	33.963	28.792	35.306		9	1'53.345	26.351	29.773	26.049	31.172	194.1
2	2'00.221	28.324	32.112	27.227	32.558	190.7	10	1'53.684	26.488	29.795	26.188	31.213	192.7
3	1'59.237	29.326	31.004	26.384	32.523	192.1	11	1'54.143	26.209	30.208	26.008	31.718	195.5
4	1'54.883	26.980	29.941	26.410	31.552	190.0	12	2'18.496	26.921	30.535	34.248	46.792	193.7
5	1'55.099	26.782	29.682	26.012	32.623	191.5	13	1'54.551	27.230	29.931	26.030	31.360	188.5
6	1'54.176	26.505	29.683	25.281	32.707	188.1	14	1'53.361	26.636	29.664	25.990	31.071	193.4
7	1'52.984	26.287	29.656	25.577	31.464	189.2	15	1'53.759	26.495	29.854	26.092	31.318	191.5
8	1'52.828	26.468	29.768	25.478	31.114	187.6	<b>11th</b>	<b>44</b>	<b>Miguel FERRERO</b> EVO SPA				
9	2'05.258	27.643	34.396	30.953	32.266	188.1			Runs=2	Total laps=14	Full laps=11		
10	1'53.648	26.955	29.699	25.523	31.471	187.6	1	2'45.991	1'06.028	36.195	29.379	34.389	
11	1'53.046	26.672	29.723	25.467	31.184	188.5	2	1'58.640	28.080	31.885	26.580	32.095	185.6
12	1'52.730	26.489	29.447	25.645	31.149	188.3	3	1'55.881	27.306	30.479	26.013	32.083	186.8
13	1'56.803	26.451	32.875	26.473	31.004	186.3	4	1'54.981	27.028	29.808	25.934	32.211	186.3
14	1'53.176	26.506	29.562	25.578	31.530	188.1	5	1'54.197	26.562	29.785	26.061	31.789	185.9
15	1'57.382	26.352	29.807	26.914	34.309	189.5	6	1'54.446	26.769	29.619	25.845	32.213	187.2
16	1'52.996	26.714	29.817	25.452	31.013	187.4	7	2'13.736 P	28.310	36.861	28.642	39.923	184.5
<b>8th</b>	<b>5</b>	<b>Jorge MARTINEZ</b> PreGP SPA					8	4'08.130	2'38.195	30.868	26.926	32.141	
		Runs=2	Total laps=15	Full laps=11		9	1'54.470	26.707	30.243	25.875	31.645	185.0	
1	2'16.527	37.933	35.376	28.999	34.219		10	1'54.255	26.679	29.779	25.892	31.905	186.4
2	1'58.702	28.334	31.033	26.769	32.566	182.1	11	1'53.567	26.507	29.682	25.809	31.569	186.1
3	1'56.491	27.308	30.621	26.472	32.090	187.0	12	1'54.153	26.576	29.932	26.013	31.632	185.4
4	1'54.940	27.451	29.903	25.825	31.761	183.1	13	1'53.656	26.529	29.629	25.885	31.613	186.8
5	1'53.313	26.712	29.369	25.592	31.640	184.4	14	1'53.609	26.559	29.801	25.634	31.615	184.4
6	1'56.979	26.952	31.304	26.598	32.125	184.5	<b>12th</b>	<b>6</b>	<b>Maria HERRERA</b> PreGP SPA				
7	1'53.223	26.589	29.446	25.769	31.419	186.7			Runs=3	Total laps=13	Full laps=8		
8	1'52.750	26.717	29.222	25.572	31.239	184.3	1	2'32.185	38.324	40.517	35.179	38.165	
9	1'56.451	26.850	31.606	26.458	31.537	186.0	2	2'11.068	31.639	35.378	29.917	34.134	183.0
10	2'01.521 P	27.150	29.655	27.391	37.325	185.6	3	2'00.911	28.685	32.701	26.959	32.566	185.7
11	2'45.793	1'11.606	31.726	27.504	34.957		4	2'03.793 P	27.777	30.705	26.604	38.707	188.4
12	2'02.909	28.830	35.932	26.138	32.009	181.2	5	2'39.413	1'09.609	30.898	26.492	32.414	
13	1'54.379	27.159	29.708	25.937	31.575	185.0	6	2'01.977 P	27.331	30.244	26.531	37.871	186.0
14	1'53.791	26.850	29.497	25.747	31.697	185.5	7	6'30.866	4'58.908	31.850	27.553	32.555	
15	2'01.620 P	27.033	29.497	25.986	39.104	185.1	8	1'55.366	27.125	30.220	26.008	32.013	188.0
<b>9th</b>	<b>57</b>	<b>Eric GRANADO</b> PreGP BRA					9	1'54.770	26.926	29.954	25.997	31.893	187.1
		Runs=2	Total laps=15	Full laps=12		10	1'54.137	26.753	29.789	25.843	31.752	186.9	
1	2'11.661	34.734	34.333	29.034	33.560		11	1'53.690	26.680	29.628	25.711	31.671	187.1
2	1'59.422	28.635	31.627	26.785	32.375	183.5	12	1'53.688	26.582	29.830	25.660	31.616	185.6
3	2'10.849 P	28.034	33.306	28.767	40.742	184.6	13	1'53.795	26.688	29.829	25.626	31.652	184.8
4	3'04.352	1'32.709	32.515	27.165	31.963		<b>13th</b>	<b>50</b>	<b>Vicente RAMON</b> EVO SPA				
5	1'54.992	26.984	30.204	26.265	31.539	185.7			Runs=3	Total laps=14	Full laps=9		
6	2'05.891	27.361	32.267	29.960	36.303	186.0	1	2'46.172	1'05.012	35.940	30.022	35.198	
7	1'54.466	26.641	30.214	26.165	31.446	185.8	2	1'58.919	28.190	31.801	27.153	31.775	195.5
8	1'53.700	26.616	29.707	26.052	31.325	185.5	3	1'59.052	27.062	34.036	26.498	31.456	195.8
9	1'53.671	26.433	29.670	26.082	31.486	186.7	4	1'54.086	26.237	30.195	26.234	31.420	196.5
10	2'03.258	29.567	35.682	26.177	31.832	185.9	5	1'54.096	26.131	29.971	26.393	31.601	196.2
11	1'53.525	26.429	29.734	25.804	31.558	188.0	6	2'06.257 P	26.426	32.084	28.889	38.858	196.8
12	1'53.332	26.454	29.650	25.800	31.428	185.2	7	3'47.915	2'11.590	34.438	29.623	32.264	
13	1'53.221	26.423	29.563	25.793	31.442	184.5	8	1'55.179	26.558	30.488	26.344	31.789	195.5
14	1'53.468	26.469	29.537	26.087	31.375	184.1	9	2'00.791 P	26.830	30.918	26.504	36.539	194.5
15	1'53.271	26.399	29.644	25.805	31.423	183.3	10	3'05.018	1'34.383	31.045	26.905	32.685	
<b>10th</b>	<b>31</b>	<b>Ruben SEÑORIS</b> EVO SPA					11	1'53.902	26.181	30.217	26.143	31.361	195.6
		Runs=1	Total laps=15	Full laps=14		12	1'55.411	27.029	30.136	26.092	32.154	194.9	
1	2'38.646	51.478	37.854	32.641	36.673		13	1'54.190	26.569	29.920	26.148	31.553	190.0
2	2'00.921	29.017	32.133	27.315	32.456	192.9	14	1'54.122	26.315	29.987	26.082	31.738	193.5
3	1'54.804	26.882	30.129	26.283	31.510	193.4	<b>14th</b>	<b>8</b>	<b>Niccolo PALLUOTT</b> EVO ITA				
4	2'23.986	27.076	31.726	40.626	44.558	198.6			Runs=3	Total laps=13	Full laps=11		
5	1'55.035	27.028	30.134	26.326	31.547	193.2	1	2'36.204	55.309	36.819	29.937	34.139	

**Fastest Lap:** Adrian MIÑANA EVO SPA **1'50.447** 25.937 29.111 25.079 30.320

DORNA DATA PROCESSING TIMING SERVICE DORNA DATA PROCESSING TIMING SERVICE DORNA DATA PROCESSING TIMING SERVICE DORNA DATA PROCESSING TIMING SERVICE DORNA DATA PROCESSING TIMING SERVICE DORNA DATA PROCESSING TIMING SERVICE DORNA DATA PROCESSING TIMING SERVICE DORNA DATA PROCESSESS

# Qualifying Practice Nr. 2

Bancaja

Lap	Lap Time	T1	T2	T3	T4	Speed	Lap	Lap Time	T1	T2	T3	T4	Speed					
2	2'00.452	27.759	33.684	26.786	32.223	192.1	16	2'20.512 P	26.891	31.999	32.918	48.704	184.2					
3	1'57.550	27.020	30.801	27.576	32.153	193.2	<b>18th 1 Agusti LEVY</b>						PreGP	SPA				
4	1'55.947	27.001	30.096	26.260	32.590	195.1	Runs=1						Total laps=15	Full laps=14				
5	1'56.672	26.966	30.162	26.945	32.599	192.3	1	2'49.602	58.538	39.582	33.475	38.007						
6	1'54.473	26.725	29.782	26.198	31.768	191.7	2	2'13.943	33.185	35.927	30.398	34.433	149.2					
7	2'02.884 P	26.925	30.377	26.736	38.846	191.3	3	2'03.527	30.084	32.402	28.284	32.757	164.2					
8	4'11.265	2'42.849	30.779	26.071	31.566		4	1'57.389	27.964	30.414	26.785	32.226	185.2					
9	1'54.741	26.491	29.973	26.536	31.741	194.6	5	1'56.177	26.959	30.248	26.699	32.271	185.2					
10	1'54.629	26.431	29.754	26.344	32.100	194.5	6	1'55.093	26.976	29.999	26.186	31.932	185.1					
11	1'54.114	26.420	29.718	26.073	31.903	194.3	7	1'55.111	26.787	30.025	26.288	32.011	183.9					
12	1'54.372	26.466	30.009	26.047	31.850	191.5	8	1'54.525	26.878	29.836	26.081	31.730	184.9					
13	2'05.238 P	27.048	30.671	27.100	40.419	190.0	9	1'56.105	27.208	30.773	26.564	31.560	185.6					
<b>15th 55 Daniel ZARAPICO</b>							EVO		SPA									
Runs=1							Total laps=16		Full laps=15									
1	2'11.963	35.642	34.024	28.755	33.542		10	1'54.460	26.900	29.883	26.080	31.597	185.2					
2	2'00.986	29.190	32.064	27.390	32.342	189.1	11	1'55.102	26.826	29.994	26.227	32.055	185.9					
3	1'59.570	29.447	31.154	27.069	31.900	193.5	12	1'54.321	27.124	29.718	25.972	31.507	182.6					
4	1'56.355	27.286	30.637	26.795	31.637	195.1	13	1'54.287	26.785	30.054	25.973	31.475	185.0					
5	1'58.400	28.093	30.807	27.401	32.099	194.3	14	1'54.764	27.055	30.295	25.899	31.515	186.2					
6	1'56.209	27.029	30.469	26.619	32.092	192.1	15	1'54.249	26.816	29.839	25.987	31.607	185.4					
7	1'57.012	27.462	30.386	26.588	32.576	190.7	<b>19th 54 Ricardo ESCALANT</b>						EVO	MEX				
8	2'04.328	28.067	35.001	28.330	32.930	190.6	Runs=2						Total laps=14	Full laps=11				
9	2'12.732	30.121	35.518	31.052	36.041	190.3	1	2'36.590	47.993	39.591	32.672	36.334						
10	1'57.964	27.767	30.916	27.151	32.130	192.9	2	2'03.122	28.677	33.911	27.554	32.980	187.0					
11	1'56.600	27.091	30.117	26.795	32.597	192.0	3	1'56.620	27.412	30.669	26.584	31.955	187.0					
12	1'55.430	27.431	30.065	26.262	31.672	188.5	4	1'55.986	27.498	30.442	26.276	31.770	194.2					
13	1'55.438	27.108	30.600	25.939	31.791	190.5	5	1'56.032	26.957	30.351	26.403	32.321	195.6					
14	1'55.724	27.399	30.151	26.245	31.929	190.4	6	1'56.550	26.896	30.217	26.918	32.519	194.2					
15	1'55.363	27.197	30.305	26.239	31.622	190.0	7	1'55.740	26.970	30.258	26.650	31.862	193.7					
16	1'54.172	26.949	29.796	25.970	31.457	191.2	8	1'57.608	27.862	31.275	26.197	32.274	192.2					
<b>16th 3 Javier CHOLBI</b>							EVO		SPA									
Runs=2							Total laps=12		Full laps=8									
1	2'18.844	40.234	35.906	29.583	33.121		9	1'55.090	27.139	29.970	26.381	31.600	189.4					
2	1'59.291	28.077	31.375	27.667	32.172	191.3	10	2'14.680 P	26.592	30.089	25.935	52.064	191.7					
3	1'55.884	26.885	30.390	26.920	31.689	192.3	11	3'56.123	2'18.854	33.504	31.018	32.747						
4	1'54.242	26.479	30.068	26.307	31.388	195.7	12	1'56.824	27.577	30.722	26.881	31.644	191.8					
5	2'03.495	26.963	33.760	28.693	34.079	196.6	13	1'56.077	27.325	29.813	27.362	31.577	186.8					
6	2'02.752 P	26.311	30.024	26.114	40.303	192.7	14	1'54.278	26.524	29.980	26.160	31.614	190.6					
7	4'10.175	2'40.631	31.015	26.693	31.836		<b>20th 29 Santos BERNE</b>						PreGP	SPA				
8	1'54.874	26.820	30.051	26.328	31.675	193.2	Runs=2						Total laps=12	Full laps=8				
9	1'54.773	26.588	30.195	26.409	31.581	192.9	1	3'15.109	1'27.377	40.129	32.367	35.236						
10	1'54.310	26.724	29.897	25.978	31.711	191.6	2	2'05.262	30.071	33.766	28.151	33.274	182.0					
11	1'54.358	26.668	30.086	26.038	31.566	192.0	3	1'56.747	27.433			181.5						
12	3'45.273 P	2'01.086	33.182	28.600	42.405	183.5	4	1'56.212										
<b>17th 23 Javier MANRIQUE</b>							EVO		SPA									
Runs=1							Total laps=16		Full laps=14									
1	2'32.561	48.238	37.623	30.419	36.281		5	1'55.539										
2	2'00.687	28.526	31.730	27.349	33.082	189.0	6	1'54.556										
3	1'58.132	27.674	31.076	26.934	32.448	185.8	7	2'10.908 P										
4	1'59.010	27.288	30.584	27.154	33.984	188.0	8	7'13.144										
5	1'57.592	27.283	30.661	26.924	32.724	188.8	9	1'58.384										
6	1'56.421	26.857	30.335	26.558	32.671	188.0	10	1'54.730										
7	1'56.062	27.058	30.142	26.687	32.175	188.3	11	1'54.279										
8	1'57.511	27.580	30.916	26.661	32.354	185.8	12	2'02.540 P										
9	1'56.064	27.036	30.223	26.751	32.054	186.9	<b>21st 116 Andrea MIGNO</b>						PreGP	ITA				
10	1'55.487	26.784	30.111	26.305	32.287	186.6	Runs=2						Total laps=15	Full laps=12				
11	1'55.752	26.859	30.153	26.064	32.676	187.4	1	2'38.706	46.242	41.080	33.609	37.775						
12	1'55.027	26.728	29.955	26.148	32.196	186.7	2	2'10.089	30.824	36.013	29.160	34.092	182.2					
13	1'54.423	26.829	29.599	25.967	32.028	186.6	3	2'02.627	28.868	32.149	27.804	33.806	183.5					
14	1'54.247	26.609	29.750	25.963	31.925	185.1	4	1'58.611	28.105	30.949	26.747	32.810	187.1					
15	1'54.836	26.525	30.071	26.225	32.015	185.1	5	1'56.655	27.223	30.740	26.368	32.324	187.4					
<b>Fastest Lap:</b> Adrian MIÑANA							EVO		SPA					1'50.447	25.937	29.111	25.079	30.320

DORNA DATA PROCESSING TIMING SERVICE DORNA DATA PROCESSING TIMING SERVICE DORNA DATA PROCESSING TIMING SERVICE DORNA DATA PROCESSING TIMING SERVICE DORNA DATA PROCESSING TIMING SERVICE DORNA DATA PROCESSING TIMING SERVICE DORNA DATA PROCESSING TIMING SERVICE DORNA DATA PROCESSING TIMING SERVICE DORNA DATA PROCCESSS

# Qualifying Practice Nr. 2

Bancaja

Lap	Lap Time	T1	T2	T3	T4	Speed	Lap	Lap Time	T1	T2	T3	T4	Speed
11	<b>1'56.156</b>	26.887	30.070	26.365	32.834	185.4	8	4'24.604	2'42.438	38.110	30.742	33.314	
12	2'01.192 P	27.675	30.430	26.246	36.841	186.9	9	<b>1'57.850</b>	27.698	30.699	26.649	32.804	184.8
13	2'41.527	1'12.181	31.022	26.266	32.058		10	<b>1'56.299</b>	27.297	30.313	26.329	32.360	190.7
14	<b>1'55.044</b>	27.207	29.925	26.003	31.909	184.7	11	<b>1'56.443</b>	27.308	30.305	26.544	32.286	186.6
15	<b>1'54.411</b>	26.819	29.970	25.870	31.752	184.6	12	<b>1'56.418</b>	27.311	30.249	26.466	32.392	186.1
							13	<b>2'02.668</b>	29.990	33.212	26.896	32.570	185.0
							14	<b>1'56.545</b>	27.316	30.034	26.380	32.815	186.8

**22nd 46** Ignacio ROMAN PreGP SPA  
Runs=2 Total laps=11 Full laps=8

1	9'21.600	7'38.174	37.167	31.064	35.195	
2	<b>2'00.766</b>	28.841	31.869	27.882	32.174	184.3
3	<b>1'56.914</b>	27.283	30.584	26.572	32.475	186.5
4	<b>1'56.073</b>	27.373	30.327	26.236	32.137	181.3
5	<b>1'55.256</b>	27.069	30.025	26.019	32.143	184.3
6	<b>1'59.136</b>	27.318	33.540	26.487	31.791	183.1
7	<b>1'55.497</b>	26.952	29.936	26.559	32.050	186.0
8	2'03.999 P	27.087	30.449	27.254	39.209	186.1
9	3'32.394	2'02.149	31.872	26.240	32.133	
10	<b>1'54.909</b>	27.102	29.772	25.990	32.045	184.0
11	<b>1'54.417</b>	27.041	29.680	25.758	31.938	181.5

**23rd 38** Rodrigo LOPEZ PreGP SPA  
Runs=1 Total laps=15 Full laps=14

1	2'43.189	54.962	39.130	32.387	36.710	
2	<b>2'07.174</b>	30.992	33.790	28.355	34.037	178.8
3	<b>2'01.094</b>	28.484	31.734	27.219	33.657	179.9
4	<b>1'59.009</b>	28.347	31.196	26.562	32.904	181.9
5	<b>1'57.404</b>	27.470	30.854	26.273	32.807	181.3
6	<b>1'56.959</b>	27.355	30.653	26.215	32.736	180.3
7	<b>1'56.560</b>	27.340	30.423	26.284	32.513	179.8
8	<b>1'56.356</b>	27.120	30.400	26.445	32.391	181.2
9	<b>1'55.789</b>	27.533	30.252	26.175	31.829	183.2
10	<b>1'56.485</b>	27.781	30.425	26.064	32.215	180.7
11	<b>1'55.660</b>	26.953	30.256	25.884	32.567	180.5
12	<b>1'55.285</b>	27.166	30.143	25.978	31.998	186.2
13	<b>1'54.810</b>	26.926	29.861	26.073	31.950	179.9
14	<b>1'55.444</b>	27.048	30.091	25.896	32.409	178.8
15	<b>1'55.354</b>	27.291	30.065	25.961	32.037	176.6

**24th 73** Antonio VELA PreGP SPA  
Runs=2 Total laps=14 Full laps=11

1	2'32.359	47.435	37.115	30.813	36.996	
2	<b>2'01.008</b>	28.826	31.836	27.322	33.024	185.8
3	<b>1'58.247</b>	27.822	30.997	26.909	32.519	188.0
4	<b>1'58.011</b>	27.169	30.615	27.049	33.178	188.4
5	<b>1'57.049</b>	27.182	30.390	26.731	32.746	186.0
6	2'05.666 P	27.132	30.323	26.758	41.453	183.9
7	3'47.406	2'13.447	34.135	26.967	32.857	
8	<b>1'57.056</b>	27.399	30.509	26.637	32.511	184.9
9	<b>2'01.179</b>	27.381	30.799	27.963	35.036	184.6
10	<b>2'07.603</b>	28.979	32.233	30.936	35.455	182.4
11	<b>1'56.210</b>	27.355	30.115	26.233	32.507	186.4
12	<b>1'55.381</b>	27.004	29.985	26.124	32.268	185.1
13	<b>1'56.139</b>	27.347	30.147	26.332	32.313	183.7
14	<b>1'55.227</b>	26.957	30.131	26.100	32.039	182.1

**25th 64** Jorge RODRIGO PreGP SPA  
Runs=2 Total laps=14 Full laps=11

1	2'42.041	47.081	38.942	38.697	37.321	
2	<b>2'06.911</b>	31.194	33.937	28.471	33.309	183.1
3	<b>1'58.131</b>	27.931	30.650	26.897	32.653	188.7
4	<b>1'57.314</b>	27.938	30.352	26.696	32.328	188.2
5	<b>1'56.779</b>	27.209	30.359	26.575	32.636	187.4
6	<b>1'56.179</b>	27.325	30.208	26.413	32.233	186.2
7	2'13.231 P	27.839	31.049	28.198	46.145	185.7

**26th 13** Cristobal TEJERO PreGP SPA  
Runs=2 Total laps=14 Full laps=11

1	2'50.855	1'02.745	38.910	31.633	37.567	
2	<b>2'11.162</b>	31.328	36.175	29.475	34.184	172.8
3	<b>2'01.467</b>	28.514	31.784	27.665	33.504	183.9
4	<b>1'59.246</b>	28.140	31.275	27.117	32.714	184.5
5	<b>1'58.737</b>	27.311	31.166	27.009	33.251	184.1
6	<b>2'03.298</b>	27.510	31.020	30.767	34.001	183.8
7	<b>1'58.661</b>	27.393	31.057	27.154	33.057	183.6
8	<b>1'58.223</b>	27.640	31.029	26.912	32.642	181.8
9	<b>2'06.306</b>	30.856	34.284	27.554	33.612	182.8
10	<b>1'57.848</b>	27.525	30.894	26.790	32.639	182.2
11	<b>1'58.199</b>	27.524	30.799	26.996	32.880	186.0
12	2'07.553 P	27.937	31.505	27.332	40.779	181.2
13	3'26.849	1'51.362	31.613	28.585	35.289	
14	<b>2'03.090</b>	27.759	31.445	27.953	35.933	180.7

**27th 21** Manuel GARCIA PreGP SPA  
Runs=2 Total laps=8 Full laps=6

1	2'25.653	41.926	36.742	31.261	35.724	
2	15'26.850	30.114	41.263	32.922	38.234	182.3
3	<b>2'12.755</b>	32.293	34.812	29.885	35.765	156.5
4	<b>2'07.154</b>	31.613	32.439	28.428	34.674	143.7
5	<b>2'03.486</b>	30.394	31.486	27.773	33.833	149.3
6	<b>2'01.405</b>	30.099	30.792	27.248	33.266	152.1
7	<b>1'59.839</b>	29.254	30.905	26.870	32.810	160.1
8	<b>1'58.047</b>	28.476	30.368	26.876	32.327	165.0

**28th 10** Josep BARTUAL EVO SPA  
Runs=1 Total laps=3 Full laps=2

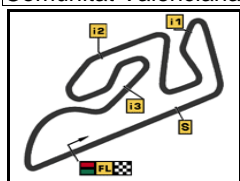
1	2'24.414	36.395	38.089	31.712	38.218	
2	<b>2'09.914</b>	30.749	32.726	30.328	36.111	168.1
3	<b>1'59.553</b>	28.452	31.640	27.164	32.297	190.7

**Fastest Lap:** Adrian MIÑANA EVO SPA **1'50.447** 25.937 29.111 25.079 30.320

DORNA DATA PROCESSING TIMING SERVICE DORNA DATA PROCESSING TIMING SERVICE DORNA DATA PROCESSING TIMING SERVICE DORNA DATA PROCESSING TIMING SERVICE DORNA DATA PROCESSING TIMING SERVICE DORNA DATA PROCESSING TIMING SERVICE DORNA DATA PROCCEESSS







4005 m.

**GP GENERALI DE LA COMUNITAT VALENCIANA****Qualifying Practice Nr. 2****Best Partial Times****Bancaja***IT* Ideal Lap Time, sum of the best partial times*BT* Best Lap Time

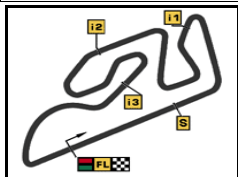
<i>T1</i>		<i>T2</i>		<i>T3</i>		<i>T4</i>				<i>IT</i>	<i>BT</i>	
<i>Pos</i>	<i>Rider</i>	<i>Time</i>	<i>Rider</i>	<i>Time</i>	<i>Rider</i>	<i>Time</i>	<i>Rider</i>	<i>Time</i>	<i>Pos</i>	<i>Rider</i>		
1	R.MIRA	25.931	R.MIRA	28.949	A.MIÑANA	25.071	A.MIÑANA	30.320	1	<b>A.MIÑANA</b>	1'50.290	1'50.447 (1)
2	<b>A.MIÑANA</b>	<b>25.937</b>	<b>A.MIÑANA</b>	<b>28.962</b>	<b>R.MIRA</b>	<b>25.256</b>	<b>R.MIRA</b>	<b>30.525</b>	2	<b>R.MIRA</b>	1'50.661	1'50.879 (2)
3	J.NAVARRO	25.997	F.MORBIDELLI	28.981	F.GARCIA	25.281	J.NAVARRO	30.527	3	<b>F.MORBIDELLI</b>	1'51.218	1'51.247 (3)
4	<b>F.MORBIDELLI</b>	<b>26.069</b>	<b>P.RODRIGUEZ</b>	<b>29.186</b>	<b>J.NAVARRO</b>	<b>25.361</b>	<b>F.MORBIDELLI</b>	<b>30.736</b>	4	<b>J.NAVARRO</b>	1'51.308	1'51.678 (4)
5	V.RAMON	26.131	J.MARTINEZ	29.222	F.MORBIDELLI	25.432	P.RODRIGUEZ	30.774	5	<b>P.RODRIGUEZ</b>	1'51.970	1'52.151 (5)
6	<b>R.SEÑORIS</b>	<b>26.209</b>	<b>M.RAMIREZ</b>	<b>29.382</b>	<b>J.MARTINEZ</b>	<b>25.572</b>	<b>F.GARCIA</b>	<b>31.004</b>	6	<b>F.GARCIA</b>	1'52.019	1'52.730 (7)
7	F.GARCIA	26.287	J.NAVARRO	29.423	M.HERRERA	25.626	M.RAMIREZ	31.053	7	<b>M.RAMIREZ</b>	1'52.391	1'52.589 (6)
8	<b>J.CHOLBI</b>	<b>26.311</b>	<b>F.GARCIA</b>	<b>29.447</b>	<b>M.RAMIREZ</b>	<b>25.630</b>	<b>R.SEÑORIS</b>	<b>31.071</b>	8	<b>J.MARTINEZ</b>	1'52.622	1'52.750 (8)
9	M.RAMIREZ	26.326	E.GRANADO	29.537	M.FERRERO	25.634	J.MARTINEZ	31.239	9	<b>R.SEÑORIS</b>	1'52.934	1'53.345 (10)
10	<b>P.RODRIGUEZ</b>	<b>26.333</b>	<b>J.MANRIQUE</b>	<b>29.599</b>	<b>P.RODRIGUEZ</b>	<b>25.677</b>	<b>E.GRANADO</b>	<b>31.325</b>	10	<b>E.GRANADO</b>	1'53.054	1'53.221 (9)
11	E.GRANADO	26.399	M.FERRERO	29.619	I.ROMAN	25.758	V.RAMON	31.361	11	<b>M.FERRERO</b>	1'53.329	1'53.567 (11)
12	<b>N.PALLUOTTO</b>	<b>26.420</b>	<b>M.HERRERA</b>	<b>29.628</b>	<b>E.GRANADO</b>	<b>25.793</b>	<b>J.CHOLBI</b>	<b>31.388</b>	12	<b>M.HERRERA</b>	1'53.452	1'53.688 (12)
13	M.FERRERO	26.507	R.SEÑORIS	29.664	A.MIGNO	25.870	D.ZARAPICO	31.457	13	<b>V.RAMON</b>	1'53.494	1'53.902 (13)
14	<b>R.ESCALANTE</b>	<b>26.524</b>	<b>I.ROMAN</b>	<b>29.680</b>	<b>R.LOPEZ</b>	<b>25.884</b>	<b>A.LEVY</b>	<b>31.475</b>	14	<b>J.CHOLBI</b>	1'53.574	1'54.242 (16)
15	J.MANRIQUE	26.525	A.LEVY	29.718	A.LEVY	25.899	N.PALLUOTTO	31.566	15	<b>N.PALLUOTTO</b>	1'53.751	1'54.114 (14)
16	<b>M.HERRERA</b>	<b>26.582</b>	<b>N.PALLUOTTO</b>	<b>29.718</b>	<b>R.ESCALANTE</b>	<b>25.935</b>	<b>M.FERRERO</b>	<b>31.569</b>	16	<b>R.ESCALANTE</b>	1'53.849	1'54.278 (19)
17	J.MARTINEZ	26.589	D.ZARAPICO	29.796	D.ZARAPICO	25.939	R.ESCALANTE	31.577	17	<b>A.LEVY</b>	1'53.877	1'54.249 (18)
18	<b>A.LEVY</b>	<b>26.785</b>	<b>R.ESCALANTE</b>	<b>29.813</b>	<b>J.MANRIQUE</b>	<b>25.963</b>	<b>M.HERRERA</b>	<b>31.616</b>	18	<b>J.MANRIQUE</b>	1'54.012	1'54.247 (17)
19	A.MIGNO	26.819	R.LOPEZ	29.861	J.CHOLBI	25.978	A.MIGNO	31.752	19	<b>D.ZARAPICO</b>	1'54.141	1'54.172 (15)
20	<b>R.LOPEZ</b>	<b>26.926</b>	<b>J.CHOLBI</b>	<b>29.897</b>	<b>R.SEÑORIS</b>	<b>25.990</b>	<b>I.ROMAN</b>	<b>31.791</b>	20	<b>I.ROMAN</b>	1'54.181	1'54.417 (22)
21	D.ZARAPICO	26.949	V.RAMON	29.920	N.PALLUOTTO	26.047	R.LOPEZ	31.829	21	<b>A.MIGNO</b>	1'54.366	1'54.411 (21)
22	<b>I.ROMAN</b>	<b>26.952</b>	<b>A.MIGNO</b>	<b>29.925</b>	<b>V.RAMON</b>	<b>26.082</b>	<b>J.MANRIQUE</b>	<b>31.925</b>	22	<b>R.LOPEZ</b>	1'54.500	1'54.810 (23)
23	A.VELA	26.957	A.VELA	29.985	A.VELA	26.100	A.VELA	32.039	23	<b>A.VELA</b>	1'55.081	1'55.227 (24)
24	<b>J.RODRIGO</b>	<b>27.209</b>	<b>J.RODRIGO</b>	<b>30.034</b>	<b>J.RODRIGO</b>	<b>26.329</b>	<b>J.RODRIGO</b>	<b>32.233</b>	24	<b>J.RODRIGO</b>	1'55.805	1'56.179 (25)

These data/results cannot be reproduced, stored and/or transmitted in whole or in part by any manner of electronic, mechanical, photocopying, recording, broadcasting or otherwise now known or herein after developed without the previous express consent by the copyright owner, except for reproduction in daily press and regular printed publications on sale to the public within 60 days of the event related to those data/results and always provided that copyright symbol appears together as follows below.

© DORNA, 2009

Official MotoGP Timing by **TISSOT**  
www.motogp.com





4005 m.

**GP GENERALI DE LA COMUNITAT VALENCIANA****Qualifying Practice Nr. 2****Best Partial Times***IT* Ideal Lap Time, sum of the best partial times*BT* Best Lap Time

<i>Pos</i>	<i>T1</i>		<i>T2</i>		<i>T3</i>		<i>T4</i>		<i>Pos</i>	<i>Rider</i>	<i>IT</i>	<i>BT</i>
	<i>Rider</i>	<i>Time</i>	<i>Rider</i>	<i>Time</i>	<i>Rider</i>	<i>Time</i>	<i>Rider</i>	<i>Time</i>				
25	C.TEJERO	27.311	M.GARCIA	30.368	C.TEJERO	26.790	J.BARTUAL	32.297	25	<b>C.TEJERO</b>	1'57.539	1'57.848 (26)
26	S.BERNE	<b>27.433</b>	<b>C.TEJERO</b>	<b>30.799</b>	<b>M.GARCIA</b>	<b>26.870</b>	<b>M.GARCIA</b>	<b>32.327</b>	26	<b>M.GARCIA</b>	1'58.041	1'58.047 (27)
27	J.BARTUAL	28.452	J.BARTUAL	31.640	J.BARTUAL	27.164	C.TEJERO	32.639	27	<b>J.BARTUAL</b>	1'59.553	1'59.553 (28)
28	<b>M.GARCIA</b>	<b>28.476</b>	<b>S.BERNE</b>	<b>33.766</b>	<b>S.BERNE</b>	<b>28.151</b>	<b>S.BERNE</b>	<b>33.274</b>	28	<b>S.BERNE</b>		1'54.279 (20)

These data/results cannot be reproduced, stored and/or transmitted in whole or in part by any manner of electronic, mechanical, photocopying, recording, broadcasting or otherwise now known or herein after developed without the previous express consent by the copyright owner, except for reproduction in daily press and regular printed publications on sale to the public within 60 days of the event related to those data/results and always provided that copyright symbol appears together as follows below.

© DORNA, 2009

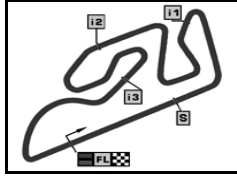
Official MotoGP Timing by **TISSOT**

[www.motogp.com](http://www.motogp.com)




Comunitat Valenciana

Computerised results and timing service provided by TISSOT

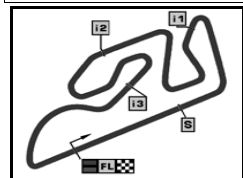
**Bancaja**

4005 m.

**GP GENERALI DE LA COMUNITAT VALENCIANA****Qualifying Practice Nr. 2****Fastest Laps Sequence**

<i>Practice Time</i>	 <i>Rider</i>	<i>Nation</i>	<i>Motorcycle</i>	<i>Time</i>	<i>Km/h</i>	<i>Rider's Lap</i>
2'11.661	57 Eric GRANADO	BRA		2'11.661	109.508	1
4'11.083	57 Eric GRANADO	BRA		1'59.422	120.731	2
4'14.821	18 Adrian MIÑANA	SPA		1'55.905	124.394	2
6'07.219	18 Adrian MIÑANA	SPA		1'52.398	128.276	3
7'59.000	18 Adrian MIÑANA	SPA		1'51.781	128.984	4
7'59.133	16 Ricardo MIRA	SPA		1'51.554	129.246	4
9'50.096	16 Ricardo MIRA	SPA		1'50.963	129.935	5
11'40.975	16 Ricardo MIRA	SPA		1'50.879	130.033	6
23'00.895	18 Adrian MIÑANA	SPA		1'50.764	130.168	10
26'46.118	18 Adrian MIÑANA	SPA		1'50.447	130.542	12

DORNA DATA PROCESSING TIMING SERVICE DORNA DATA PROCESSING TIMING SERVICE DORNA DATA PROCESSING TIMING SERVICE DORNA DATA PROCESSING TIMING SERVICE DORNA DATA PROCESSING TIMING SERVICE DORNA DATA  
PROCESSING TIMING SERVICE DORNA DATA PROCESSING TIMING SERVICE DORNA DATA PROCESSING TIMING SERVICE DORNA DATA PROCCEESS



4005 m.

**GP GENERALI DE LA COMUNITAT VALENCIANA****Race****Classification after 12 laps = 48.06 km****20**

Pos		Rider	Nation	Team	Motorcycle	Total Time	Km/h	Gap
1	25	18 <b>Adrian MIÑANA</b>	SPA	EVO		<b>22'35.972</b>	127.595	
2	20	24 <b>Marcos RAMIREZ</b>	SPA	EVO		<b>22'43.568</b>	126.884	7.596
3	16	37 <b>Pedro RODRIGUEZ</b>	SPA	EVO		<b>22'43.588</b>	126.882	7.616
4	13	57 <b>Eric GRANADO</b>	BRA	PreGP		<b>22'44.463</b>	126.801	8.491
5	11	5 <b>Jorge MARTINEZ</b>	SPA	PreGP		<b>22'53.263</b>	125.988	17.291
6	10	1 <b>Agusti LEVY</b>	SPA	PreGP		<b>22'57.251</b>	125.624	21.279
7	9	44 <b>Miguel FERRERO</b>	SPA	EVO		<b>23'00.946</b>	125.288	24.974
8	8	50 <b>Vicente RAMON</b>	SPA	EVO		<b>23'01.209</b>	125.264	25.237
9	7	31 <b>Ruben SEÑORIS</b>	SPA	EVO		<b>23'09.906</b>	124.480	33.934
10	6	46 <b>Ignacio ROMAN</b>	SPA	PreGP		<b>23'10.456</b>	124.431	34.484
11	5	116 <b>Andrea MIGNO</b>	ITA	PreGP		<b>23'12.611</b>	124.238	36.639
12	4	8 <b>Niccolo PALLUOTTO</b>	ITA	EVO		<b>23'14.787</b>	124.044	38.815
13	3	54 <b>Ricardo ESCALANTE</b>	MEX	EVO		<b>23'15.864</b>	123.949	39.892
14	2	6 <b>Maria HERRERA</b>	SPA	PreGP		<b>23'20.287</b>	123.557	44.315
15	1	73 <b>Antonio VELA</b>	SPA	PreGP		<b>23'20.307</b>	123.555	44.335
16		29 <b>Santos BERNE</b>	SPA	PreGP		<b>23'22.369</b>	123.374	46.397
17		23 <b>Javier MANRIQUE</b>	SPA	EVO		<b>23'26.836</b>	122.982	50.864
18		64 <b>Jorge RODRIGO</b>	SPA	PreGP		<b>23'35.809</b>	122.202	59.837
19		21 <b>Manuel GARCIA</b>	SPA	PreGP		<b>24'06.380</b>	119.620	1'30.408
<b>Not Classified</b>								
		3 <b>Javier CHOLBI</b>	SPA	EVO		<b>20'51.235</b>	126.753	1 lap
		12 <b>Franco MORBIDELLI</b>	ITA	EVO		<b>21'49.601</b>	121.104	1 lap
		55 <b>Daniel ZARAPICO</b>	SPA	EVO		<b>19'30.930</b>	123.132	2 laps
		38 <b>Rodrigo LOPEZ</b>	SPA	PreGP		<b>9'58.117</b>	120.528	7 laps
		16 <b>Ricardo MIRA</b>	SPA	EVO		<b>5'41.255</b>	126.749	9 laps
		13 <b>Cristobal TEJERO</b>	SPA	PreGP		<b>6'28.165</b>	111.431	9 laps
		11 <b>Jorge NAVARRO</b>	SPA	EVO		<b>2'05.302</b>	115.066	11 laps
<b>Not starting</b>								
		10 <b>Josep BARTUAL</b>	SPA	EVO				
<b>Not finished first lap</b>								
		75 <b>Francisco GARCIA</b>	SPA	EVO				

**Race condition: Dry**

Air: 20°

Humidity: 23%

Ground: 25°

**Pole Position:****Jorge NAVARRO****1'50.183**

130.855 Km/h

**Fastest Lap (New record):**

Lap 3

**Ricardo MIRA****1'50.357**

130.648 Km/h

**Circuit Record Lap:**

2008

**Agusti LEVY****2'00.744**

119.409 Km/h

**Circuit Best Lap:**

2009

**Jorge NAVARRO****1'50.183**

130.855 Km/h

**15:40'00****WARM UP LAP START****15:44'30****RACE START**

15:44'31 Josep BARTUAL  
 15:45'36 Francisco GARCIA  
 15:48'24 Jorge NAVARRO  
 15:50'57 Cristobal TEJERO  
 15:51'03 Ricardo MIRA  
 15:55'35 Rodrigo LOPEZ

did not start  
 crashed out - Rider OK  
 retired  
 entered pits  
 crashed out - Rider OK  
 crashed out - Rider OK

The results are provisional until the end of the limit for protest and appeals.

Time limit for protest expires 60' after publication of the results - Mr. .... Time: .....

DORNA DATA PROCESSING TIMING SERVICE DORNA DATA PROCESSING TIMING SERVICE DORNA DATA PROCESSING TIMING SERVICE DORNA DATA PROCESSING TIMING SERVICE DORNA DATA PROCESSING TIMING SERVICE DORNA DATA PROCESSING TIMING SERVICE DORNA DATA PROCESSING TIMING SERVICE DORNA DATA PROCESSING TIMING SERVICE DORNA DATA PROCCESSSS





**Race**

**Bancaja**

Lap	Lap Time	T1	T2	T3	T4	Speed	Lap	Lap Time	T1	T2	T3	T4	Speed
<b>8th 50 Vicente RAMON</b>							<b>EVO SPA</b>						
1	2'05.277	34.765	32.265	26.707	31.540		2	1'57.715	27.197	31.473	27.006	32.039	195.8
2	1'55.401	26.600	30.592	26.612	31.597	199.8	3	1'55.763	26.699	30.898	26.350	31.816	194.2
3	1'54.897	26.685	30.653	26.225	31.334	197.1	4	1'55.943	26.844	30.547	26.440	32.112	195.9
4	1'54.663	26.353	30.544	26.105	31.661	195.7	5	1'55.586	26.924	30.193	26.478	31.991	188.9
5	1'54.423	26.391	30.135	26.311	31.586	193.2	6	1'54.598	26.728	30.206	26.031	31.633	191.3
6	1'54.140	26.132	30.336	26.155	31.517	193.7	7	1'54.467	26.614	29.954	26.050	31.849	189.6
7	1'54.517	26.316	30.247	26.417	31.537	194.1	8	1'54.338	26.524	29.775	26.019	32.020	191.5
8	1'53.488	26.125	30.015	25.943	31.405	194.7	9	1'54.404	26.637	29.925	26.127	31.715	190.6
9	1'53.427	26.133	29.847	26.076	31.371	194.1	10	1'53.626	26.911	29.696	25.678	31.341	193.0
10	1'53.740	26.133	30.023	26.116	31.468	195.4	11	1'53.740	26.707	29.791	25.595	31.647	185.6
11	1'53.426	26.054	29.979	26.197	31.196	195.8	12	1'55.231	26.843	30.115	26.161	32.112	185.0
12	1'53.810	26.210	30.094	26.183	31.323	193.1							
<b>9th 31 Ruben SEÑORIS</b>							<b>EVO SPA</b>						
1	2'08.328	36.323	32.990	27.077	31.938		1	2'11.040	37.583	33.373	27.369	32.715	
2	1'55.398	26.972	30.476	26.044	31.906	195.8	2	1'57.789	27.389	30.637	27.868	31.895	193.9
3	1'54.491	26.631	30.101	26.199	31.560	192.9	3	1'56.862	27.670	30.539	26.479	32.174	193.9
4	1'55.046	26.703	30.437	26.132	31.774	192.3	4	1'56.409	27.200	30.320	26.647	32.242	191.0
5	1'54.665	26.568	30.138	26.326	31.633	191.3	5	1'54.720	27.172	29.739	26.116	31.693	187.2
6	1'54.398	26.611	29.995	26.059	31.733	191.2	6	1'55.330	27.395	30.375	26.153	31.407	184.4
7	1'54.808	27.109	29.940	26.000	31.759	184.0	7	1'54.229	26.693	29.756	26.017	31.763	191.2
8	1'55.060	26.750	30.335	26.215	31.760	191.3	8	1'54.155	26.459	29.749	26.329	31.618	193.5
9	1'54.333	26.625	30.026	26.052	31.630	189.8	9	1'53.795	26.525	29.797	25.986	31.487	190.8
10	1'53.646	26.458	29.785	26.003	31.400	192.0	10	1'53.368	26.531	29.649	25.877	31.311	194.2
11	1'54.671	26.478	30.191	26.185	31.817	191.9	11	1'53.356	26.387	29.698	25.798	31.473	194.3
12	1'55.062	26.697	30.156	26.189	32.020	189.9	12	1'54.811	26.806	30.115	26.050	31.840	192.3
<b>10th 46 Ignacio ROMAN</b>							<b>PreGP SPA</b>						
1	2'08.776	35.917	33.009	27.176	32.674		1	2'08.229	35.368	33.069	27.410	32.382	
2	1'56.188	27.507	30.480	26.176	32.025	189.3	2	1'58.473	27.940	31.807	26.590	32.136	192.4
3	1'54.864	26.798	30.244	25.958	31.864	187.7	3	1'56.520	27.322	31.263	26.180	31.755	190.8
4	1'54.933	26.906	30.003	26.023	32.001	185.7	4	1'57.532	27.315	31.366	26.647	32.204	192.3
5	1'55.367	26.963	30.076	26.202	32.126	184.2	5	1'55.861	27.014	30.372	26.169	32.306	189.9
6	1'54.131	26.715	29.617	25.925	31.874	183.8	6	1'56.582	27.234	30.831	26.499	32.018	188.2
7	1'54.513	26.915	29.600	25.832	32.166	183.7	7	1'54.755	26.949	30.191	25.771	31.844	188.5
8	1'54.094	26.760	29.575	25.856	31.903	184.0	8	1'54.135	26.684	30.052	25.765	31.634	189.4
9	1'54.455	26.653	29.666	25.939	32.197	183.9	9	1'54.772	26.573	29.999	26.150	32.050	189.5
10	1'54.463	26.841	29.819	26.023	31.780	186.1	10	1'54.289	26.614	29.856	25.922	31.897	191.5
11	1'54.390	26.618	29.878	25.953	31.941	188.1	11	1'54.744	26.844	30.474	25.524	31.902	193.5
12	1'54.282	26.944	29.869	25.716	31.753	183.4	12	1'54.395	27.225	30.291	25.466	31.413	188.5
<b>11th 116 Andrea MIGNO</b>							<b>PreGP ITA</b>						
1	2'12.729	38.039	33.655	27.993	33.042		1	2'11.017	37.733	32.698	27.253	33.333	
2	1'57.474	27.955	30.816	26.576	32.127	187.4	2	1'57.789	28.001	31.105	26.566	32.117	183.9
3	1'56.138	27.476	30.533	26.212	31.917	189.1	3	1'56.515	27.285	30.591	26.360	32.279	188.0
4	1'55.518	27.181	30.168	26.303	31.866	188.3	4	1'56.480	27.079	30.645	26.352	32.404	184.8
5	1'54.602	26.716	29.841	26.112	31.933	185.5	5	1'54.876	26.884	29.880	25.994	32.118	183.6
6	1'54.108	26.781	29.817	25.772	31.738	189.6	6	1'55.422	27.304	30.265	26.049	31.804	185.0
7	1'54.239	26.768	29.704	25.811	31.956	184.2	7	1'54.892	26.930	29.956	25.957	32.049	185.0
8	1'53.853	26.421	29.677	25.872	31.883	187.0	8	1'54.346	26.568	29.789	25.888	32.101	186.2
9	1'53.742	26.595	29.580	25.930	31.637	185.3	9	1'55.124	27.020	30.104	25.911	32.089	184.0
10	1'53.239	26.298	29.667	25.724	31.550	189.3	10	1'54.282	26.743	29.753	25.966	31.820	185.4
11	1'53.317	26.424	29.713	25.679	31.501	187.2	11	1'54.822	26.879	29.841	25.948	32.154	186.8
12	1'53.652	26.643	29.643	25.625	31.741	184.9	12	1'54.742	27.109	29.807	25.877	31.949	181.5
<b>12th 8 Niccolo PALLUOTT</b>							<b>EVO ITA</b>						
1	2'09.376	36.835	32.682	27.391	32.468		1	2'06.307	35.499	31.956	26.635	32.217	
							2	1'56.073	27.149	30.322	26.357	32.245	183.4
							3	1'56.191	27.082	30.508	26.355	32.246	181.8
							4	1'55.600	27.045	30.270	26.095	32.190	182.9
							5	1'56.138	27.234	30.223	26.267	32.414	180.7

**Fastest Lap:** **1'50.972** 26.024 29.196 25.135 30.617

DORNA DATA PROCESSING TIMING SERVICE DORNA DATA PROCESSING TIMING SERVICE DORNA DATA PROCESSING TIMING SERVICE DORNA DATA PROCESSING TIMING SERVICE DORNA DATA PROCESSING TIMING SERVICE DORNA DATA PROCESSING TIMING SERVICE DORNA DATA PROCESSING TIMING SERVICE DORNA DATA PROCESSING TIMING SERVICE DORNA DATA PROCCESSS



### Race

### Bancaja

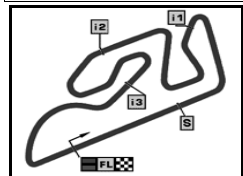
Lap	Lap Time	T1	T2	T3	T4	Speed	Lap	Lap Time	T1	T2	T3	T4	Speed
6	<b>1'54.996</b>	26.841	30.021	25.984	32.150	185.0	10	<b>1'51.959</b>	26.097	29.348	25.511	31.003	195.4
7	<b>1'55.773</b>	27.019	30.113	26.170	32.471	180.3	11	<b>1'51.998</b>	<b>25.845</b>	29.550	25.495	31.108	196.2
8	<b>1'55.930</b>	27.077	30.098	26.366	32.389	181.0		unfinished	26.065	29.369	<b>25.328</b>		196.0
9	<b>1'56.212</b>	27.131	30.257	26.596	32.228	179.5	<b>21st 12 Franco MORBIDEL</b> EVO ITA						
10	<b>1'56.009</b>	27.231	30.245	26.304	32.229	180.1	1	<b>3'01.562</b>	34.014	1'27.222	27.667	32.659	
11	<b>1'56.487</b>	27.020	30.548	26.354	32.565	181.8	2	<b>1'56.060</b>	27.080	30.836	26.496	31.648	189.8
12	<b>1'56.653</b>	27.675	30.389	26.075	32.514	176.9	3	<b>1'53.917</b>	26.784	30.022	26.050	31.061	190.2
<b>17th 23 Javier MANRIQUE</b> EVO SPA							4	<b>1'53.173</b>	26.320	29.753	25.849	31.251	189.9
1	<b>2'12.948</b>	38.853	33.335	27.628	33.132		5	<b>1'52.980</b>	26.342	29.676	25.674	31.288	189.9
2	<b>1'57.670</b>	27.364	31.268	26.826	32.212	<b>191.9</b>	6	<b>1'52.699</b>	26.299	29.411	25.880	31.109	<b>192.3</b>
3	<b>1'56.844</b>	27.169	30.679	26.609	32.387	189.5	7	<b>1'52.387</b>	26.265	29.257	25.647	31.218	189.7
4	<b>1'56.707</b>	27.239	30.518	26.570	32.380	190.6	8	<b>1'52.186</b>	26.207	29.440	25.624	30.915	190.0
5	<b>1'56.188</b>	26.967	30.183	26.768	32.270	185.3	9	<b>1'51.361</b>	26.053	<b>28.997</b>	<b>25.351</b>	30.960	189.8
6	<b>1'55.471</b>	26.785	30.382	26.330	31.974	185.4	10	<b>1'51.887</b>	26.085	29.489	25.578	<b>30.735</b>	192.0
7	<b>1'55.854</b>	27.068	29.888	26.420	32.478	183.2	11	<b>1'51.389</b>	<b>26.047</b>	29.074	25.491	30.777	191.0
8	<b>1'55.007</b>	26.577	30.043	26.202	32.185	185.2		unfinished	26.184				188.4
9	<b>1'55.381</b>	26.857	30.043	26.224	32.257	184.4	<b>22nd 55 Daniel ZARAPICO</b> EVO SPA						
10	<b>1'54.424</b>	26.643	<b>29.816</b>	26.051	31.914	189.1	1	<b>2'07.638</b>	35.528	32.913	26.852	32.345	
11	<b>1'54.491</b>	<b>26.546</b>	30.165	<b>25.913</b>	<b>31.867</b>	186.7	2	<b>1'57.014</b>	27.415	30.833	26.578	32.188	<b>195.1</b>
12	<b>1'55.851</b>	26.795	30.293	26.182	32.581	186.5	3	<b>1'57.971</b>	27.982	30.989	27.036	31.964	190.5
<b>18th 64 Jorge RODRIGO</b> PreGP SPA							4	<b>1'57.892</b>	27.568	31.461	26.702	32.161	191.7
1	<b>2'13.860</b>	38.403	34.459	28.364	32.634		5	<b>1'55.839</b>	26.962	30.181	26.478	32.218	188.7
2	<b>1'57.224</b>	27.626	30.602	26.509	32.487	188.4	6	<b>1'55.163</b>	27.262	30.037	26.167	<b>31.697</b>	189.8
3	<b>1'56.354</b>	27.164	30.575	26.402	32.213	<b>190.1</b>	7	<b>1'54.753</b>	26.861	29.975	26.107	31.810	189.1
4	<b>1'57.176</b>	27.523	30.428	26.755	32.470	186.0	8	<b>1'55.096</b>	26.860	29.970	26.421	31.845	189.5
5	<b>1'56.250</b>	27.119	<b>29.935</b>	26.826	32.370	186.1	9	<b>1'55.064</b>	26.855	30.051	26.325	31.833	188.8
6	<b>1'55.733</b>	<b>26.971</b>	30.191	<b>26.296</b>	32.275	187.2	10	<b>1'54.500</b>	<b>26.586</b>	<b>29.770</b>	<b>26.008</b>	32.136	190.9
7	<b>1'56.422</b>	27.269	30.022	26.589	32.542	183.7		unfinished	26.629				192.9
8	<b>1'57.768</b>	27.444	30.344	26.566	33.414	186.4	<b>23rd 38 Rodrigo LOPEZ</b> PreGP SPA						
9	<b>1'56.436</b>	27.313	30.056	26.392	<b>32.675</b>	182.3	1	<b>2'11.033</b>	37.329	32.843	27.789	33.072	
10	<b>1'56.072</b>	27.367	30.148	26.356	<b>32.201</b>	181.3	2	<b>1'58.417</b>	27.968	31.028	27.065	32.356	184.8
11	<b>1'55.996</b>	27.047	30.341	26.331	32.277	186.8	3	<b>1'57.358</b>	27.789	30.623	26.198	32.748	<b>185.7</b>
12	<b>1'56.518</b>	27.145	30.432	26.315	32.626	184.7	4	<b>1'56.094</b>	27.241	30.573	26.073	32.207	183.2
<b>19th 21 Manuel GARCIA</b> PreGP SPA							5	<b>1'55.215</b>	27.113	<b>30.026</b>	<b>25.963</b>	<b>32.113</b>	181.6
1	<b>2'10.243</b>	36.468	32.911	28.008	32.856			unfinished	<b>26.828</b>				182.1
2	<b>1'57.970</b>	27.648	31.032	27.234	<b>32.056</b>	187.9	<b>24th 16 Ricardo MIRA</b> EVO SPA						
3	<b>1'57.381</b>	27.376	30.705	26.910	32.390	186.2	1	<b>2'00.027</b>	33.561	30.019	25.619	30.828	
4	<b>1'57.711</b>	28.086	30.636	<b>26.608</b>	32.381	174.1	2	<b>1'50.871</b>	26.078	28.996	25.175	30.622	<b>192.8</b>
5	<b>1'58.572</b>	<b>27.242</b>	<b>30.315</b>	27.840	33.175	179.2	3	<b>1'50.357</b>	<b>25.768</b>	<b>28.970</b>	<b>25.078</b>	<b>30.541</b>	190.9
6	<b>2'01.875</b>	28.439	31.747	28.398	33.291	175.4		unfinished	25.774				192.1
7	<b>1'59.717</b>	28.250	30.709	27.944	32.814	171.8	<b>25th 13 Cristobal TEJERO</b> PreGP SPA						
8	<b>1'59.072</b>	28.494	30.693	27.329	32.556	173.1	1	<b>2'14.850</b>	38.220	33.824	29.275	33.531	
9	<b>2'01.069</b>	27.472	30.352	28.962	34.283	171.7	2	<b>2'01.553</b>	28.217	<b>32.196</b>	<b>27.882</b>	<b>33.258</b>	<b>184.4</b>
10	<b>1'58.642</b>	28.199	30.533	26.926	32.984	167.6	3	<b>2'11.762</b> P	<b>27.950</b>	33.132	28.928	41.752	182.6
11	<b>2'05.136</b>	34.581	30.754	27.122	32.679		<b>26th 11 Jorge NAVARRO</b> EVO SPA						
12	<b>1'58.992</b>	28.192	30.486	26.904	33.410	172.0	1	<b>2'05.302</b>	<b>34.676</b>	<b>32.276</b>	<b>26.958</b>	<b>31.392</b>	
<b>20th 3 Javier CHOLBI</b> EVO SPA							<b>27th 75 Francisco GARCIA</b> EVO SPA						
1	<b>2'03.504</b>	34.303	31.475	26.204	31.522			unfinished	<b>34.251</b>				
2	<b>1'53.260</b>	26.280	29.770	25.982	31.228	<b>196.6</b>							
3	<b>1'53.101</b>	26.426	29.707	25.799	31.169	191.2							
4	<b>1'53.267</b>	26.363	29.838	25.761	31.305	193.3							
5	<b>1'53.142</b>	26.423	29.566	25.808	31.345	193.3							
6	<b>1'52.622</b>	26.277	29.618	25.486	31.241	193.8							
7	<b>1'53.295</b>	26.571	29.512	25.716	31.496	193.9							
8	<b>1'52.686</b>	26.070	29.524	25.596	31.496	192.0							
9	<b>1'52.401</b>	26.169	29.535	25.603	31.094	194.3							

Fastest Lap:

**1'50.972** 26.024 29.196 25.135 30.617

DORNA DATA PROCESSING TIMING SERVICE DORNA DATA PROCESSING TIMING SERVICE DORNA DATA PROCESSING TIMING SERVICE DORNA DATA PROCESSING TIMING SERVICE DORNA DATA PROCESSING TIMING SERVICE DORNA DATA PROCESSING TIMING SERVICE DORNA DATA PROCESSES





4005 m.

## GP GENERALI DE LA COMUNITAT VALENCIANA

## Official Starting Grid

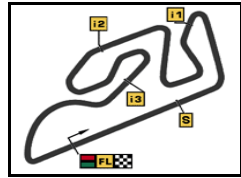
Race : 12 laps = 48.06 km

1	<b>4</b> 1'51.247 12 Franco MORBIDELLI	<b>3</b> 1'50.879 16 Ricardo MIRA	<b>2</b> 1'50.447 18 Adrian MIÑANA	<b>1</b> 1'50.183 11 Jorge NAVARRO
2	<b>8</b> 1'52.589 24 Marcos RAMIREZ	<b>7</b> 1'52.525 31 Ruben SEÑORIS	<b>6</b> 1'52.050 37 Pedro RODRIGUEZ	<b>5</b> 1'51.492 75 Francisco GARCIA
3	<b>12</b> 1'53.366 50 Vicente RAMON	<b>11</b> 1'53.221 57 Eric GRANADO	<b>10</b> 1'53.215 3 Javier CHOLBI	<b>9</b> 1'52.750 5 Jorge MARTINEZ
4	<b>16</b> 1'53.720 29 Santos BERNE	<b>15</b> 1'53.688 6 Maria HERRERA	<b>14</b> 1'53.661 54 Ricardo ESCALANTE	<b>13</b> 1'53.567 44 Miguel FERRERO
5	<b>20</b> 1'54.247 23 Javier MANRIQUE	<b>19</b> 1'54.172 55 Daniel ZARAPICO	<b>18</b> 1'54.114 8 Niccolo PALLUOTTO	<b>17</b> 1'54.009 116 Andrea MIGNO
6	<b>24</b> 1'55.227 73 Antonio VELA	<b>23</b> 1'54.810 38 Rodrigo LOPEZ	<b>22</b> 1'54.417 46 Ignacio ROMAN	<b>21</b> 1'54.249 1 Agusti LEVY
7	<b>28</b> 1'57.399 13 Cristobal TEJERO	<b>27</b> 1'56.999 10 Josep BARTUAL	<b>26</b> 1'56.179 64 Jorge RODRIGO	<b>25</b> 1'55.648 21 Manuel GARCIA

The results are provisional until the end of the limit for protest and appeals and until the ratification of the Event Management Committee.

Time limit for protest expires 60' at the latest after publication of the results - Mr. .... Time: .....

DORNA DATA PROCESSING TIMING SERVICE DORNA DATA PROCESSING TIMING SERVICE DORNA DATA PROCESSING TIMING SERVICE DORNA DATA PROCESSING TIMING SERVICE DORNA DATA PROCESSING TIMING SERVICE DORNA DATA PROCESSING TIMING SERVICE DORNA DATA PROCESSING TIMING SERVICE DORNA DATA PROCESSING TIMING SERVICE DORNA DATA PROCESSING TIMING SERVICE DORNA DATA PROCCESSS



4005 m.

## GP GENERALI DE LA COMUNITAT VALENCIANA

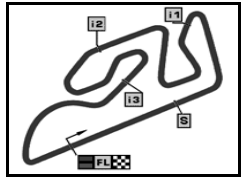
## Race

## Top Speed &amp; Average



Rider	Nation	Motorcycle	Top 5 speeds					Average	Top
50 Vicente RAMON	SPA		199.8	197.1	195.8	195.7	195.4	196.8	199.8
24 Marcos RAMIREZ	SPA		198.4	198.1	196.1	195.7	194.5	196.5	198.4
37 Pedro RODRIGUEZ	SPA		196.9	196.7	196.2	195.5	195.4	196.1	196.9
3 Javier CHOLBI	SPA		196.6	196.2	196.0	195.4	194.3	195.7	196.6
8 Niccolo PALLUOTTO	ITA		195.9	195.8	194.2	193.0	191.5	194.1	195.9
31 Ruben SEÑORIS	SPA		195.8	192.9	192.3	192.0	191.9	193.0	195.8
55 Daniel ZARAPICO	SPA		195.1	192.9	191.7	190.9	190.5	192.2	195.1
11 Jorge NAVARRO	SPA								194.9
54 Ricardo ESCALANTE	MEX		194.3	194.2	193.9	193.9	193.5	194.0	194.3
18 Adrian MIÑANA	SPA		193.8	193.6	193.2	193.2	192.7	193.3	193.8
6 Maria HERRERA	SPA		193.5	192.4	192.3	191.5	190.8	192.1	193.5
16 Ricardo MIRA	SPA		192.8	192.1	190.9			191.9	192.8
12 Franco MORBIDELLI	ITA		192.3	192.0	191.0	190.2	190.0	191.1	192.3
23 Javier MANRIQUE	SPA		191.9	190.6	189.5	189.1	186.7	189.5	191.9
44 Miguel FERRERO	SPA		191.6	190.0	189.1	189.1	188.3	189.6	191.6
1 Agusti LEVY	SPA		190.9	190.0	189.2	189.0	188.9	189.5	190.9
64 Jorge RODRIGO	SPA		190.1	188.4	187.2	186.8	186.4	187.8	190.1
116 Andrea MIGNO	ITA		189.6	189.3	189.1	188.3	187.4	188.7	189.6
46 Ignacio ROMAN	SPA		189.3	188.1	187.7	186.1	185.7	187.4	189.3
57 Eric GRANADO	BRA		188.6	188.1	188.0	186.9	186.9	187.7	188.6
73 Antonio VELA	SPA		188.0	186.8	186.2	185.4	185.0	186.3	188.0
21 Manuel GARCIA	SPA		187.9	186.2	179.2	175.4	174.1	180.5	187.9
5 Jorge MARTINEZ	SPA		187.6	184.4	184.3	183.8	183.6	184.7	187.6
38 Rodrigo LOPEZ	SPA		185.7	184.8	183.2	182.1	181.6	183.5	185.7
29 Santos BERNE	SPA		185.0	183.4	182.9	181.8	181.8	183.0	185.0
13 Cristobal TEJERO	SPA		184.4	182.6				183.5	184.4

Comunitat Valenciana



4005 m.


Computerised results and timing service provided by TISSOT

**Bancaja**

**GP GENERALI DE LA COMUNITAT VALENCIANA**

**Race**

**Fastest Laps Sequence**

<i>Lap</i>	<i>Race Time</i>	 <i>Rider</i>	<i>Nation</i>	<i>Motorcycle</i>	<i>Time</i>	<i>Km/h</i>	<i>Riders's Lap</i>
1	<b>2'00.027</b>	16 Ricardo MIRA	SPA		<b>2'00.027</b>	120.122	1
2	<b>3'50.898</b>	16 Ricardo MIRA	SPA		<b>1'50.871</b>	130.043	2
3	<b>5'41.255</b>	16 Ricardo MIRA	SPA		<b>1'50.357</b>	130.648	3

DORNA DATA PROCESSING TIMING SERVICE DORNA DATA PROCESSING TIMING SERVICE DORNA DATA PROCESSING TIMING SERVICE DORNA DATA PROCESSING TIMING SERVICE DORNA DATA PROCESSING TIMING SERVICE DORNA DATA PROCESSING TIMING SERVICE DORNA DATA PROCESSING TIMING SERVICE DORNA DATA PROCESSING TIMING SERVICE DORNA DATA PROCESSING TIMING SERVICE DORNA DATA PROCESSING TIMING SERVICE DORNA DATA PROCESSING TIMING SERVICE DORNA DATA PROCESSING TIMING SERVICE DORNA DATA PROCCCESSS

**Cheste, Sunday, November 08, 2009**