



# CAMPEONATO MEDITERRANEO VELOCIDAD-CUNA C.

28 - 29 de Noviembre de 2009

Circuit de la C. Valenciana

Length: 4005 metros

## Results

## Ent.Libre PGP-EVO CC

Pos.	N.	Rider	Team	Motorcycle	Nat.	Best Lap	iL	Laps	Gap	Interval	Speed	Cat.
1	37	RODRIGUEZ, Pedro	ZARAGOZA	MIR RACING	SPA	<b>01:51,513</b>	15	15			129,29	EV
2	16	MIRA, Ricardo	IBI	MIR RACING	SPA	01:52,227	11	11	00:00,714	00:00,714	128,47	EV
3	12	MORBIDELLI, Franco	TAVULLIA	MIR RACING	ITA	01:52,385	11	13	00:00,872	00:00,158	128,29	EV
4	18	MIÑANA, Adrián	ADOR	MIR RACING	SPA	01:52,593	13	13	00:01,080	00:00,208	128,05	EV
5	5	MARTINEZ, Jorge	TABERNES B.	MIR RACING	SPA	01:53,304	12	13	00:01,791	00:00,711	127,25	PG
6	24	RAMIREZ, Marcos	CADIZ	MIR RACING	SPA	01:53,549	14	15	00:02,036	00:00,245	126,98	EV
7	3	CHOLBI, Javier	JAVEA	MIR RACING	SPA	01:53,621	11	11	00:02,108	00:00,072	126,9	EV
8	46	ROMAN, Ignacio	LAS GABIAS	MIR RACING	SPA	01:53,725	13	14	00:02,212	00:00,104	126,78	PG
9	73	VELA, Antonio	ALCAZAR S.J.	MIR RACING	SPA	01:54,181	14	14	00:02,668	00:00,456	126,27	PG
10	31	SEÑORIS, Rubén	ALBAL	MIR RACING	SPA	01:54,218	13	14	00:02,705	00:00,037	126,23	EV
11	23	MANRIQUE, Javier	MADRID	MIR RACING	SPA	01:54,358	14	14	00:02,845	00:00,140	126,08	EV
12	8	PALLUOTTO, Niccolo	LATINA	MIR RACING	ITA	01:54,730	10	13	00:03,217	00:00,372	125,67	EV
13	44	FERRERO, Miguel	ALICANTE	MIR RACING	SPA	01:55,005	12	13	00:03,492	00:00,275	125,37	EV
14	21	GARCIA, Manuel	MANILVA	MIR RACING	SPA	01:55,177	13	13	00:03,664	00:00,172	125,18	PG
15	29	BERNE, Santos	ZARAGOZA	MIR RACING	SPA	01:55,292	13	13	00:03,779	00:00,115	125,06	PG
16	50	RAMON, Vicente	LLOMBAI	MIR RACING	SPA	01:55,565	12	13	00:04,052	00:00,273	124,76	EV
17	6	HERRERA, María	OROPESA	MIR RACING	SPA	01:55,784	14	14	00:04,271	00:00,219	124,52	PG
18	1	LEVY, Agustí	LLISA D'AMUNT	MIR RACING	SPA	01:55,804	8	10	00:04,291	00:00,020	124,5	PG
19	116	MIGNO, Andrea	RIMINI	MIR RACING	ITA	01:56,439	11	14	00:04,926	00:00,635	123,82	PG
20	64	RODRIGO, Jorge	RIBARROJA	MIR RACING	SPA	01:56,510	13	14	00:04,997	00:00,071	123,75	PG
21	55	ZARAPICO, Daniel	CUERVO SEV.	MIR RACING	SPA	01:56,553	14	14	00:05,040	00:00,043	123,7	EV
22	75	GARCIA, Francisco	MISLATA	MIR RACING	SPA	01:58,055	12	12	00:06,542	00:01,502	122,13	EV
23	38	LOPEZ, Rodrigo	AJOFRIM	MIR RACING	SPA	02:00,772	12	12	00:09,259	00:02,717	119,38	PG
24	54	ESCALANTE, Ricardo		MIR RACING	MEX	02:01,451	6	6	00:09,938	00:00,679	118,71	EV
25	57	GRANADO, Eric	SAO PAULO	MIR RACING	BRA	02:04,836	4	4	00:13,323	00:03,385	115,5	PG
26	11	NAVARRO, Jorge	POBLA V.	MIR RACING	SPA	02:26,223	2	8	00:34,710	00:21,387	98,6	EV

Circuit de la C. Valenciana

Final Official

Provisional Official

Length: 4005 m. Hour: 08:59

JURY:

C.of the Course:

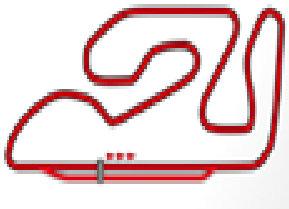
C.Timekeeper:

Hour:

Hour:

Hour: 9:34:56





Circuit de la C. Valenciana

28 - 29 de Noviembre de 2009

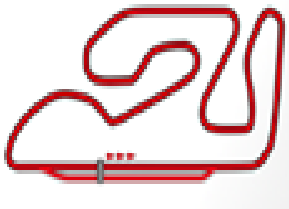
Circuit de la C. Valenciana

CAMPEONATO MEDITERRANEO VELOCIDAD-CUNA C.

VUELTA A VUELTA SECTORES Ent.Libre PGP-EVO CC

Table with 18 driver profiles. Each profile includes driver name, P.Vmax, T. Ideal, and a list of lap times across 4 sectors and V.Max. Drivers include LEVY,Agustí; PALLUOTTO,Niccolo; CHOLBI,Javier; NAVARRO,Jorge; MARTINEZ,Jorge; MORBIDELLI,Franco; HERRERA,María; MIRA,Ricardo; and MIÑANA,Adrián.





Circuit de la C. Valenciana

28 - 29 de Noviembre de 2009

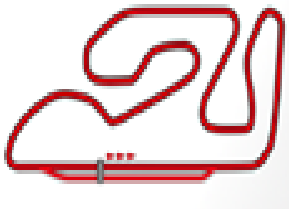
Circuit de la C. Valenciana

### CAMPEONATO MEDITERRANEO VELOCIDAD-CUNA C.

#### VUELTA A VUELTA SECTORES Ent.Libre PGP-EVO CC

3	02:06,202	00:29,069	00:35,131	00:28,981	00:33,021	191,15	09:10:38	15	PIT	00:27,996	00:36,592	00:30,098	00:48,239	190,81	09:32:22	
4	02:01,339	00:27,828	00:33,857	00:27,662	00:31,992	193,55	09:12:39	<b>29 - BERNE,Santos</b>							P.Vmax: 18	T. Ideal: 01:55,292
5	PIT	00:27,322	00:34,418	00:27,984	00:41,128	194,59	09:14:50	<b>V. Tiempo</b>	<b>Sector 1</b>	<b>Sector 2</b>	<b>Sector 3</b>	<b>Sector 4</b>	<b>V.Max</b>	<b>Hora</b>		
6	03:24,291	01:46,429	00:39,005	00:27,374	00:31,483		09:18:14	1	START	02:45,989	00:39,118	00:32,426	00:37,324		09:04:33	
7	01:56,541	00:26,710	00:32,070	00:26,669	00:31,092	191,83	09:20:11	2	02:09,490	00:30,061	00:35,255	00:29,908	00:34,266	168,22	09:06:43	
8	01:56,058	00:26,716	00:31,892	00:26,540	00:30,910	194,59	09:22:07	3	02:04,201	00:28,845	00:34,258	00:27,806	00:33,292	187,50	09:08:47	
9	02:01,907	00:26,382	00:32,557	00:28,424	00:34,544	193,90	09:24:09	4	01:59,481	00:27,878	00:32,292	00:27,368	00:31,943	187,50	09:10:47	
10	01:57,515	00:27,143	00:33,186	00:26,371	00:30,815	<b>194,95</b>	09:26:06	5	02:00,092	00:27,784	00:33,156	00:27,116	00:32,036	<b>189,14</b>	09:12:47	
11	01:53,490	00:26,067	00:30,954	00:25,869	00:30,600	194,59	09:28:00	6	PIT	00:27,337	00:31,897	00:26,945	00:38,606	186,85	09:14:52	
12	01:54,308	<b>00:25,958</b>	00:31,452	00:25,886	00:31,012	192,86	09:29:54	7	02:48,366	01:17,714	00:31,917	00:26,738	00:31,997		09:17:40	
13	<b>01:52,593</b>	00:25,969	<b>00:30,747</b>	<b>00:25,459</b>	<b>00:30,418</b>	192,51	09:31:47	8	01:56,994	00:26,854	00:31,536	00:26,655	00:31,949	183,67	09:19:37	
<b>21 - GARCIA,Manuel</b>								P.Vmax: 24 T. Ideal: 01:55,079								
<b>V. Tiempo</b>	<b>Sector 1</b>	<b>Sector 2</b>	<b>Sector 3</b>	<b>Sector 4</b>	<b>V.Max</b>	<b>Hora</b>		9	01:56,465	00:26,782	00:31,334	00:26,572	00:31,777	183,05	09:21:33	
1	START	02:46,317	00:44,776	00:37,185	00:41,596		09:04:49	10	01:56,389	00:26,667	00:31,433	00:26,588	00:31,701	185,25	09:23:30	
2	02:22,745	00:34,151	00:39,658	00:32,790	00:36,146	148,56	09:07:11	11	PIT	00:26,654	00:32,770	00:26,840	00:36,795	186,85	09:25:33	
3	02:25,361	00:33,808	00:44,203	00:31,599	00:35,751	183,67	09:09:37	12	02:56,164	01:18,062	00:39,851	00:26,427	00:31,824		09:28:29	
4	02:20,684	00:34,312	00:36,768	00:32,185	00:37,419	171,97	09:11:57	13	<b>01:55,292</b>	<b>00:26,422</b>	<b>00:31,119</b>	<b>00:26,275</b>	<b>00:31,476</b>	183,67	09:30:24	
5	02:06,033	00:28,967	00:34,170	00:28,995	00:33,901	184,93	09:14:03	<b>31 - SEÑORIS,Rubén</b>							P.Vmax: 8	T. Ideal: 01:53,756
6	02:01,951	00:28,189	00:32,836	00:28,132	00:32,794	184,93	09:16:05	<b>V. Tiempo</b>	<b>Sector 1</b>	<b>Sector 2</b>	<b>Sector 3</b>	<b>Sector 4</b>	<b>V.Max</b>	<b>Hora</b>		
7	01:59,529	00:27,679	00:32,139	00:27,538	00:32,173	<b>185,25</b>	09:18:05	1	START	01:54,977	00:44,242	00:35,364	00:36,945		09:03:50	
8	PIT	00:27,446	00:31,739	00:27,376	00:38,281	184,93	09:20:10	2	02:14,893	00:31,176	00:37,550	00:31,067	00:35,100	180,00	09:06:05	
9	03:26,770	01:54,018	00:32,943	00:27,544	00:32,265		09:23:36	3	02:12,387	00:29,061	00:36,335	00:31,489	00:35,502	185,89	09:08:17	
10	01:57,249	00:27,189	00:31,356	00:26,971	00:31,733	181,82	09:25:34	4	02:01,845	00:27,939	00:34,432	00:27,766	00:31,708	192,86	09:10:19	
11	01:56,344	00:26,777	00:31,234	00:26,754	00:31,579	184,93	09:27:30	5	01:59,855	00:27,890	00:33,463	00:27,023	00:31,479	192,17	09:12:19	
12	01:55,415	00:26,666	00:30,980	00:26,408	<b>00:31,361</b>	183,67	09:29:25	6	01:59,798	00:28,436	00:32,925	00:26,889	00:31,548	<b>194,59</b>	09:14:19	
13	<b>01:55,177</b>	<b>00:26,517</b>	<b>00:30,865</b>	<b>00:26,336</b>	00:31,459	183,05	09:31:21	7	01:56,075	00:26,575	00:32,091	00:26,258	00:31,151	191,83	09:16:15	
<b>23 - MANRIQUE,Javier</b>								P.Vmax: 18 T. Ideal: 01:54,358								
<b>V. Tiempo</b>	<b>Sector 1</b>	<b>Sector 2</b>	<b>Sector 3</b>	<b>Sector 4</b>	<b>V.Max</b>	<b>Hora</b>		8	01:57,418	00:28,190	00:31,876	00:26,116	00:31,236	193,20	09:18:12	
1	START	02:39,079	00:39,953	00:33,910	00:37,696		09:04:29	9	01:55,015	00:26,293	00:31,399	00:26,275	00:31,048	191,83	09:20:07	
2	02:11,024	00:31,522	00:35,253	00:29,464	00:34,785	167,44	09:06:40	10	01:55,703	00:26,310	00:31,582	00:26,396	00:31,415	192,17	09:22:03	
3	02:06,365	00:29,785	00:33,867	00:28,542	00:34,171	176,47	09:08:47	11	02:05,973	00:27,003	00:37,972	00:28,265	00:32,733	193,20	09:24:09	
4	02:05,245	00:28,874	00:33,842	00:28,954	00:33,575	179,70	09:10:52	12	02:02,888	00:27,203	00:34,689	00:27,253	00:33,743	192,51	09:26:12	
5	02:01,167	00:28,413	00:32,689	00:27,351	00:32,714	182,43	09:12:53	13	<b>01:54,218</b>	<b>00:26,095</b>	00:31,689	<b>00:25,680</b>	<b>00:30,754</b>	191,49	09:28:06	
6	02:01,221	00:27,759	00:33,008	00:27,985	00:32,469	187,50	09:14:54	14	01:55,625	00:26,594	<b>00:31,227</b>	00:26,589	00:31,215	193,90	09:30:02	
7	PIT	00:27,635	00:32,584	00:27,688	00:42,383	185,89	09:17:05	<b>37 - RODRIGUEZ,Pedro</b>							P.Vmax: 3	T. Ideal: 01:51,513
8	03:08,496	01:32,142	00:36,991	00:27,189	00:32,174		09:20:13	<b>V. Tiempo</b>	<b>Sector 1</b>	<b>Sector 2</b>	<b>Sector 3</b>	<b>Sector 4</b>	<b>V.Max</b>	<b>Hora</b>		
9	01:59,468	00:27,353	00:31,989	00:26,715	00:33,411	186,53	09:22:13	1	START	01:22,217	00:38,454	00:34,274	00:38,197		09:03:12	
10	01:57,217	00:27,207	00:31,594	00:26,846	00:31,570	186,21	09:24:10	2	PIT	00:32,088	00:36,510	00:30,981	00:40,834	171,43	09:05:32	
11	01:57,870	00:26,950	00:33,046	00:26,500	00:31,374	<b>189,14</b>	09:26:08	3	02:56,411	01:15,134	00:35,663	00:30,851	00:34,763		09:08:29	
12	01:54,971	00:26,445	00:31,128	00:26,085	00:31,313	188,15	09:28:03	4	02:05,287	00:29,730	00:33,516	00:28,502	00:33,539	168,49	09:10:34	
13	01:55,264	00:26,460	00:30,962	00:26,419	00:31,423	187,83	09:29:58	5	02:00,810	00:28,641	00:32,234	00:27,381	00:32,554	176,47	09:12:35	
14	<b>01:54,358</b>	<b>00:26,334</b>	<b>00:30,823</b>	<b>00:26,073</b>	<b>00:31,128</b>	186,85	09:31:52	6	01:58,905	00:27,744	00:31,651	00:27,237	00:32,273	182,43	09:14:34	
<b>24 - RAMIREZ,Marcos</b>								P.Vmax: 12 T. Ideal: 01:53,549								
<b>V. Tiempo</b>	<b>Sector 1</b>	<b>Sector 2</b>	<b>Sector 3</b>	<b>Sector 4</b>	<b>V.Max</b>	<b>Hora</b>		7	01:58,501	00:27,150	00:31,343	00:27,798	00:32,210	181,82	09:16:32	
1	START	01:59,065	00:42,588	00:35,697	00:38,261		09:03:54	8	01:57,123	00:27,353	00:31,769	00:26,792	00:31,209	189,14	09:18:29	
2	02:21,481	00:32,743	00:39,441	00:33,354	00:35,943	179,70	09:06:16	9	01:54,383	00:26,397	00:31,147	00:26,150	00:30,689	190,48	09:20:24	
3	02:11,783	00:30,828	00:35,990	00:31,189	00:33,776	182,74	09:08:28	10	01:53,537	00:25,929	00:30,683	00:26,207	00:30,718	194,59	09:22:17	
4	02:04,603	00:29,467	00:33,740	00:28,413	00:32,983	190,14	09:10:32	11	01:52,898	00:25,781	00:30,602	00:26,051	00:30,464	<b>195,65</b>	09:24:10	
5	02:00,818	00:28,200	00:32,891	00:27,630	00:32,097	189,47	09:12:33	12	01:55,373	00:26,448	00:32,397	00:25,930	00:30,598	194,24	09:26:05	
6	01:59,400	00:27,429	00:32,607	00:27,283	00:32,081	191,15	09:14:32	13	01:52,211	00:25,810	00:30,194	00:25,812	00:30,395	193,20	09:27:58	
7	01:59,685	00:27,198	00:32,561	00:27,578	00:32,348	<b>192,51</b>	09:16:32	14	01:57,623	00:26,654	00:33,046	00:26,216	00:31,707	193,55	09:29:55	
8	01:57,184	00:27,271	00:31,884	00:26,636	00:31,393	187,83	09:18:29	15	<b>01:51,513</b>	<b>00:25,744</b>	<b>00:30,108</b>	<b>00:25,506</b>	<b>00:30,155</b>	194,59	09:31:47	
9	01:56,219	00:26,900	00:31,132	00:26,839	00:31,348	188,48	09:20:25	<b>38 - LOPEZ,Rodrigo</b>							P.Vmax: 26	T. Ideal: 02:00,648
10	01:55,812	00:26,737	00:31,435	00:26,363	00:31,277	191,49	09:22:21	<b>V. Tiempo</b>	<b>Sector 1</b>	<b>Sector 2</b>	<b>Sector 3</b>	<b>Sector 4</b>	<b>V.Max</b>	<b>Hora</b>		
11	01:54,259	00:26,421	00:30,998	00:25,995	00:30,845	190,81	09:24:15	1	START	02:41,497	00:46,712	00:37,687	00:43,949		09:04:48	
12	01:54,973	00:26,877	00:31,069	00:26,106	00:30,921	<b>192,51</b>	09:26:10	2	02:27,976	00:35,564	00:40,329	00:34,291	00:37,792	148,56	09:07:16	
13	01:55,244	00:26,424	00:31,490	00:26,349	00:30,981	192,17	09:28:06	3	02:19,651	00:33,094	00:38,703	00:31,570	00:36,284	166,67	09:09:36	
14	<b>01:53,549</b>	<b>00:26,168</b>	<b>00:30,801</b>	<b>00:25,943</b>	<b>00:30,637</b>	190,48	09:29:59	4	02:19,968	00:32,423	00:37,765	00:31,612	00:38,168	176,18	09:11:56	
								5	02:10,097	00:29,755	00:36,190	00:29,993	00:34,159	<b>184,62</b>	09:14:06	
								6	02:07,473	00:29,137	00:35,721	00:29,060	00:33,555	181,21	09:16:14	





Circuit de la C.Valenciana


CAMPEONATO MEDITERRANEO VELOCIDAD-CUNA C.

VUELTA A VUELTA SECTORES Ent.Libre PGP-EVO CC

Table with multiple columns: Driver Name, Sector 1-4, V.Max, Hora, and P.Vmax/T. Ideal. Includes drivers like FERRERO, Miguel; ROMAN, Ignacio; RAMON, Vicente; ESCALANTE, Ricardo; ZARAPICO, Daniel; GRANADO, Eric; RODRIGO, Jorge; VELA, Antonio.







**CAMPEONATO MEDITERRANEO VELOCIDAD-CUNA C.**

**VUELTA A VUELTA SECTORES Ent.Libre PGP-EVO CC**

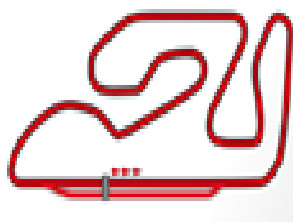
75 - GARCIA,Francisco		P.Vmax: 3		T. Ideal: 01:57,917	
-----------------------	--	-----------	--	---------------------	--

V. Tiempo	Sector 1	Sector 2	Sector 3	Sector 4	V.Max	Hora
1 START	01:55,960	00:43,587	00:35,601	00:38,150		09:03:52
2 02:29,195	00:33,011	00:41,193	00:35,758	00:39,233	171,43	09:06:21
3 02:24,985	00:34,280	00:39,239	00:33,183	00:38,283	146,74	09:08:46
4 02:18,014	00:31,942	00:37,845	00:31,794	00:36,433	148,97	09:11:04
5 02:11,075	00:29,615	00:36,435	00:30,443	00:34,582	178,51	09:13:15
6 02:07,682	00:29,192	00:35,568	00:29,386	00:33,536	190,14	09:15:23
7 02:06,385	00:28,135	00:34,570	00:29,255	00:34,425	192,51	09:17:29
8 PIT	00:28,296	00:34,655	00:29,649	00:40,718	187,18	09:19:43
9 04:25,610	02:47,761	00:36,092	00:28,983	00:32,774		09:24:08
10 02:01,806	00:27,324	00:34,605	00:27,946	00:31,931	194,59	09:26:10
11 01:59,035	<b>00:26,635</b>	00:33,360	00:27,279	00:31,761	195,30	09:28:09
12 <b>01:58,055</b>	00:26,773	<b>00:32,849</b>	<b>00:27,120</b>	<b>00:31,313</b>	<b>195,65</b>	09:30:07

116 - MIGNO,Andrea		P.Vmax: 17		T. Ideal: 01:55,934	
--------------------	--	------------	--	---------------------	--

V. Tiempo	Sector 1	Sector 2	Sector 3	Sector 4	V.Max	Hora
1 START	01:31,281	00:42,713	00:36,145	00:39,932		09:03:29
2 02:24,166	00:35,157	00:39,228	00:32,881	00:36,900	158,13	09:05:53
3 02:14,778	00:31,697	00:36,303	00:31,292	00:35,486	181,82	09:08:08
4 02:10,873	00:30,720	00:35,358	00:30,080	00:34,715	183,36	09:10:19
5 02:06,505	00:29,669	00:34,517	00:28,811	00:33,508	181,51	09:12:25
6 02:02,341	00:28,612	00:33,170	00:27,831	00:32,728	186,53	09:14:27
7 02:00,737	00:28,049	00:32,596	00:27,590	00:32,502	186,85	09:16:28
8 01:59,240	00:27,658	00:32,130	00:27,195	00:32,257	186,21	09:18:27
9 01:58,603	00:27,420	00:32,102	00:27,032	00:32,049	185,89	09:20:26
10 01:56,461	00:26,804	00:31,497	00:26,592	<b>00:31,568</b>	<b>189,47</b>	09:22:22
11 <b>01:56,439</b>	00:26,824	<b>00:31,175</b>	<b>00:26,489</b>	00:31,951	188,48	09:24:19
12 PIT	<b>00:26,702</b>	00:31,662	00:27,579	00:40,232	188,15	09:26:25
13 03:33,728	01:59,544	00:33,928	00:28,079	00:32,177		09:29:59
14 PIT	00:28,049	00:32,447	00:31,237	00:52,052	187,50	09:32:23





## CAMPEONATO MEDITERRANEO VELOCIDAD-CUNA C.

## ANALISIS PIT Ent.Libre PGP-EVO CC

1 - LEVY,Agusti				Num. P. 1	Total in PIT:
Time IN	Time OUT	GAP	Lap		
09:09:34,274	09:10:56,574	00:01:22,300	4		
Num. P. 1				Total in PIT: 00:01:22,300	
3 - CHOLBI,Javier				Num. P. 2	Total in PIT:
Time IN	Time OUT	GAP	Lap		
09:05:44,559	09:06:58,356	00:01:13,797	1		
09:11:21,017	09:12:32,140	00:01:11,123	3		
09:21:15,303	09:22:45,535	00:01:30,232	7		
Num. P. 3				Total in PIT: 00:03:55,152	
5 - MARTINEZ,Jorge				Num. P. 1	Total in PIT:
Time IN	Time OUT	GAP	Lap		
09:07:15,596	09:08:35,459	00:01:19,863	2		
Num. P. 1				Total in PIT: 00:01:19,863	
8 - PALLUOTTO,Niccolo				Num. P. 1	Total in PIT:
Time IN	Time OUT	GAP	Lap		
09:14:52,673	09:16:34,662	00:01:41,989	6		
Num. P. 1				Total in PIT: 00:01:41,989	
11 - NAVARRO,Jorge				Num. P. 2	Total in PIT:
Time IN	Time OUT	GAP	Lap		
09:08:54,242	09:10:09,116	00:01:14,874	3		
09:14:34,375	09:19:23,405	00:04:49,030	5		
09:23:51,451	09:29:27,167	00:05:35,716	7		
Num. P. 3				Total in PIT: 00:11:39,620	
12 - MORBIDELLI,Franco				Num. P. 1	Total in PIT:
Time IN	Time OUT	GAP	Lap		
09:15:00,349	09:16:30,169	00:01:29,820	6		
Num. P. 1				Total in PIT: 00:01:29,820	
16 - MIRA,Ricardo				Num. P. 1	Total in PIT:
Time IN	Time OUT	GAP	Lap		
09:12:56,447	09:18:51,184	00:05:54,737	5		
Num. P. 1				Total in PIT: 00:05:54,737	
18 - MIÑANA,Adrián				Num. P. 2	Total in PIT:
Time IN	Time OUT	GAP	Lap		
09:04:41,401	09:06:18,210	00:01:36,809	1		
09:14:50,366	09:16:05,288	00:01:14,922	5		
Num. P. 2				Total in PIT: 00:02:51,731	
21 - GARCIA,Manuel				Num. P. 1	Total in PIT:
Time IN	Time OUT	GAP	Lap		
09:20:10,158	09:21:25,176	00:01:15,018	8		
Num. P. 1				Total in PIT: 00:01:15,018	
23 - MANRIQUE,Javier				Num. P. 1	Total in PIT:
Time IN	Time OUT	GAP	Lap		
09:17:05,089	09:18:08,237	00:01:03,148	7		
Num. P. 1				Total in PIT: 00:01:03,148	
24 - RAMIREZ,Marcos				Num. P. 1	Total in PIT:
Time IN	Time OUT	GAP	Lap		
09:32:22,685	...		15		





# CAMPEONATO MEDITERRANEO VELOCIDAD-CUNA C.

28 - 29 de Noviembre de 2009

Circuit de la C.Valenciana

Length: 4005 metros

## Results

## 1 Ent.Cronometrado PGP-EVO CC

Pos.	N.	Rider	Team	Motorcycle	Nat.	Best Lap	iL	Laps	Gap	Interval	Speed	Cat.
1	11	NAVARRO,Jorge	POBLA V.	MIR RACING	SPA	<b>01:49,876</b>	12	12			131,22	EV
2	16	MIRA,Ricardo	IBI	MIR RACING	SPA	01:50,069	16	16	00:00,193	00:00,193	130,99	EV
3	37	RODRIGUEZ,Pedro	ZARAGOZA	MIR RACING	SPA	01:50,304	12	12	00:00,428	00:00,235	130,71	EV
4	12	MORBIDELLI,Franco	TAVULLIA	MIR RACING	ITA	01:50,937	7	15	00:01,061	00:00,633	129,97	EV
5	3	CHOLBI,Javier	JAVEA	MIR RACING	SPA	01:51,310	12	14	00:01,434	00:00,373	129,53	EV
6	31	SEÑORIS,Rubén	ALBAL	MIR RACING	SPA	01:51,510	7	14	00:01,634	00:00,200	129,3	EV
7	75	GARCIA,Francisco	MISLATA	MIR RACING	SPA	01:51,721	12	14	00:01,845	00:00,211	129,05	EV
8	44	FERRERO,Miguel	ALICANTE	MIR RACING	SPA	01:51,750	4	15	00:01,874	00:00,029	129,02	EV
9	5	MARTINEZ,Jorge	TABERNES B.	MIR RACING	SPA	01:52,274	11	15	00:02,398	00:00,524	128,42	PG
10	8	PALLUOTTO,Niccolo	LATINA	MIR RACING	ITA	01:52,383	8	11	00:02,507	00:00,109	128,29	EV
11	46	ROMAN,Ignacio	LAS GABIAS	MIR RACING	SPA	01:52,475	11	11	00:02,599	00:00,092	128,19	PG
12	57	GRANADO,Eric	SAO PAULO	MIR RACING	BRA	01:52,520	9	9	00:02,644	00:00,045	128,14	PG
13	21	GARCIA,Manuel	MANILVA	MIR RACING	SPA	01:53,217	14	16	00:03,341	00:00,697	127,35	PG
14	23	MANRIQUE,Javier	MADRID	MIR RACING	SPA	01:53,225	4	14	00:03,349	00:00,008	127,34	EV
15	116	MIGNO,Andrea	RIMINI	MIR RACING	ITA	01:53,285	6	6	00:03,409	00:00,060	127,27	PG
16	6	HERRERA,María	OROPESA	MIR RACING	SPA	01:53,433	13	15	00:03,557	00:00,148	127,11	PG
17	73	VELA,Antonio	ALCAZAR S.J.	MIR RACING	SPA	01:53,445	6	12	00:03,569	00:00,012	127,09	PG
18	50	RAMON,Vicente	LLOMBAI	MIR RACING	SPA	01:54,229	4	9	00:04,353	00:00,784	126,22	EV
19	55	ZARAPICO,Daniel	CUERVO SEV.	MIR RACING	SPA	01:54,988	10	16	00:05,112	00:00,759	125,39	EV
20	29	BERNE,Santos	ZARAGOZA	MIR RACING	SPA	01:55,158	6	8	00:05,282	00:00,170	125,2	PG
21	64	RODRIGO,Jorge	RIBARROJA	MIR RACING	SPA	01:56,141	15	15	00:06,265	00:00,983	124,14	PG
22	38	LOPEZ,Rodrigo	AJOFRIM	MIR RACING	SPA	01:56,564	15	15	00:06,688	00:00,423	123,69	PG
23	24	RAMIREZ,Marcos	CADIZ	MIR RACING	SPA	01:58,699	2	2	00:08,823	00:02,135	121,47	EV
24	54	ESCALANTE,Ricardo		MIR RACING	MEX	02:01,492	10	11	00:11,616	00:02,793	118,67	EV
25	18	MIÑANA,Adrián	ADOR	MIR RACING	SPA	START						EV

Circuit de la C.Valenciana

Final Official

Provisional Official

Length: 4005 m. Hour: 12:19

JURY:

C.of the Course:

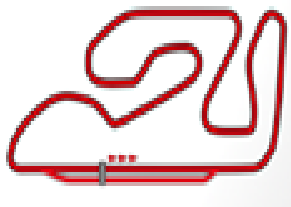
C.Timekeeper:

Hour:

Hour:

Hour: 12:54:28





Circuit de la C.Valenciana

CAMPEONATO MEDITERRANEO VELOCIDAD-CUNA C.

VUELTA A VUELTA SECTORES 1 Ent.Cronometrado PGP-EVO CC

3 - CHOLBI,Javier		P.Vmax: 1		T. Ideal: 01:50,796	
-------------------	--	-----------	--	---------------------	--

V. Tiempo	Sector 1	Sector 2	Sector 3	Sector 4	V.Max	Hora
1	START	00:54,709	00:33,743	00:29,047	00:33,345	12:22:30
2	01:57,036	00:26,992	00:31,018	00:26,607	00:32,419	188,81 12:24:27
3	01:52,960	00:26,045	00:29,501	00:25,783	00:31,631	192,86 12:26:20
4	01:52,541	00:25,834	00:29,429	00:25,622	00:31,656	190,81 12:28:13
5	PIT	00:25,545	<b>00:29,023</b>	00:26,169	00:41,074	192,17 12:30:14
6	04:09,069	02:37,140	00:32,349	00:27,529	00:32,051	12:34:23
7	01:52,543	00:25,851	00:29,430	00:25,544	00:31,718	195,30 12:36:16
8	01:51,383	00:25,553	00:29,084	00:25,439	<b>00:31,307</b>	192,51 12:38:07
9	01:51,671	00:25,431	00:29,136	<b>00:25,314</b>	00:31,790	194,95 12:39:59
10	PIT	00:25,585	00:29,834	00:25,718	00:41,430	197,08 12:42:02
11	03:34,994	02:04,165	00:32,218	00:26,858	00:31,753	12:45:37
12	<b>01:51,310</b>	<b>00:25,152</b>	00:29,209	00:25,368	00:31,581	<b>198,90</b> 12:47:28
13	01:52,994	00:25,274	00:29,293	00:26,873	00:31,554	196,36 12:49:21
14	01:51,626	00:25,183	00:29,178	00:25,535	00:31,730	196,01 12:51:12

5 - MARTINEZ,Jorge		P.Vmax: 17		T. Ideal: 01:51,881	
--------------------	--	------------	--	---------------------	--

V. Tiempo	Sector 1	Sector 2	Sector 3	Sector 4	V.Max	Hora
1	PIT	00:38,438	00:36,473	00:29,593	00:38,344	12:22:22
2	03:10,963	01:32,495	00:33,740	00:30,621	00:34,107	12:25:33
3	01:55,904	00:27,668	00:30,026	00:26,005	00:32,205	179,70 12:27:29
4	02:19,599	00:28,665	00:42,196	00:32,852	00:35,886	183,05 12:29:48
5	01:54,075	00:26,611	00:29,597	00:25,785	00:32,082	183,36 12:31:43
6	01:52,617	00:25,967	00:29,242	00:25,398	00:32,010	<b>187,50</b> 12:33:35
7	01:52,937	00:25,906	00:29,367	00:25,523	00:32,141	186,21 12:35:28
8	01:52,877	00:25,950	00:29,420	00:25,511	00:31,996	184,93 12:37:21
9	01:52,985	00:25,878	00:29,401	00:25,498	00:32,208	183,99 12:39:14
10	01:52,702	00:25,967	00:29,379	00:25,252	00:32,104	183,67 12:41:07
11	<b>01:52,274</b>	00:25,798	00:29,299	<b>00:25,233</b>	00:31,944	184,93 12:42:59
12	02:11,112	00:25,827	00:31,782	00:32,675	00:40,828	184,93 12:45:10
13	01:53,019	00:25,759	00:29,271	00:25,617	00:32,372	186,85 12:47:03
14	01:58,818	<b>00:25,641</b>	00:29,217	00:26,948	00:37,012	186,85 12:49:02
15	01:52,521	00:25,831	<b>00:29,183</b>	00:25,683	<b>00:31,824</b>	186,21 12:50:54

6 - HERRERA,María		P.Vmax: 10		T. Ideal: 01:53,108	
-------------------	--	------------	--	---------------------	--

V. Tiempo	Sector 1	Sector 2	Sector 3	Sector 4	V.Max	Hora
1	START	00:51,979	00:38,220	00:33,961	00:36,397	12:22:40
2	02:08,606	00:29,804	00:34,873	00:29,994	00:33,935	184,30 12:24:48
3	01:58,881	00:27,174	00:32,365	00:26,542	00:32,800	184,62 12:26:47
4	01:55,282	00:26,554	00:30,535	00:25,987	00:32,206	187,18 12:28:42
5	01:56,175	00:26,566	00:30,587	00:25,957	00:33,065	188,15 12:30:39
6	01:54,572	00:26,292	00:30,242	00:25,692	00:32,346	187,83 12:32:33
7	01:54,491	00:26,478	00:30,044	00:25,619	00:32,350	190,48 12:34:28
8	01:53,871	00:26,243	<b>00:29,800</b>	00:25,612	00:32,216	190,14 12:36:22
9	01:55,289	00:26,277	00:30,471	00:26,027	00:32,514	188,81 12:38:17
10	02:02,755	00:26,380	00:30,769	00:27,019	00:38,587	189,14 12:40:20
11	01:54,769	00:26,548	00:30,295	00:25,822	00:32,104	186,53 12:42:14
12	01:53,666	00:26,138	00:29,998	00:25,573	<b>00:31,957</b>	189,14 12:44:08
13	<b>01:53,433</b>	<b>00:25,875</b>	00:29,857	<b>00:25,476</b>	00:32,225	190,48 12:46:01
14	02:14,877	00:26,376	00:33,806	00:31,552	00:43,143	<b>192,51</b> 12:48:16
15	01:54,522	00:26,423	00:30,186	00:25,639	00:32,274	187,83 12:50:11

8 - PALLUOTTO,Niccolo		P.Vmax: 7		T. Ideal: 01:52,064	
-----------------------	--	-----------	--	---------------------	--

V. Tiempo	Sector 1	Sector 2	Sector 3	Sector 4	V.Max	Hora
1	START	00:34,835	00:33,196	00:28,283	00:32,214	12:22:08
2	01:54,377	00:26,880	00:29,774	00:25,768	00:31,955	188,81 12:24:02
3	01:52,805	00:26,089	00:29,248	00:25,557	00:31,911	190,48 12:25:55
4	01:54,519	00:26,061	00:30,507	00:25,810	00:32,141	189,81 12:27:49
5	01:53,985	00:26,423	00:29,358	00:25,781	00:32,423	191,15 12:29:43

6	01:53,262	00:25,918	00:29,180	00:26,130	00:32,034	192,51 12:31:37
7	01:54,240	00:25,839	00:30,333	00:25,945	00:32,123	192,51 12:33:31
8	<b>01:52,383</b>	<b>00:25,696</b>	<b>00:29,163</b>	<b>00:25,470</b>	00:32,054	<b>193,55</b> 12:35:23
9	01:52,609	00:25,835	00:29,299	00:25,740	<b>00:31,735</b>	192,86 12:37:16
10	PIT	00:25,868	00:29,531	00:25,923	00:40,701	193,20 12:39:18
11	04:07,681	02:37,699	00:30,665	00:27,003	00:32,314	12:43:26

11 - NAVARRO,Jorge		P.Vmax: 2		T. Ideal: 01:49,789	
--------------------	--	-----------	--	---------------------	--

V. Tiempo	Sector 1	Sector 2	Sector 3	Sector 4	V.Max	Hora
1	START	01:01,807	00:38,329	00:28,439	00:32,881	12:22:41
2	01:57,517	00:27,865	00:31,392	00:26,470	00:31,790	193,55 12:24:38
3	PIT	00:26,039	00:30,423	00:27,041	00:38,364	194,59 12:26:40
4	04:07,944	02:41,167	00:29,570	00:25,615	00:31,592	12:30:48
5	01:50,830	00:25,525	00:28,991	00:25,226	00:31,088	195,30 12:32:39
6	PIT	00:26,372	00:30,967	00:27,302	00:39,446	196,36 12:34:43
7	07:34,817	05:58,998	00:33,774	00:29,419	00:32,626	12:42:18
8	01:52,381	00:26,085	00:29,878	00:25,328	00:31,090	194,24 12:44:10
9	01:50,907	00:25,391	00:29,331	00:25,042	00:31,143	<b>197,08</b> 12:46:01
10	01:50,782	00:25,211	00:29,218	00:25,171	00:31,182	196,36 12:47:52
11	01:50,215	00:25,227	<b>00:28,890</b>	00:25,237	<b>00:30,861</b>	196,01 12:49:42
12	<b>01:49,876</b>	<b>00:25,010</b>	00:28,949	<b>00:25,028</b>	00:30,889	196,01 12:51:32

12 - MORBIDELLI,Franco		P.Vmax: 2		T. Ideal: 01:50,863	
------------------------	--	-----------	--	---------------------	--

V. Tiempo	Sector 1	Sector 2	Sector 3	Sector 4	V.Max	Hora
1	START	00:33,852	00:33,633	00:28,611	00:32,696	12:22:08
2	01:55,648	00:27,056	00:30,329	00:26,567	00:31,696	189,14 12:24:04
3	01:52,279	00:25,757	00:29,300	00:25,893	00:31,329	190,14 12:25:56
4	PIT	00:25,759	00:29,426	00:25,965	00:37,603	190,48 12:27:55
5	03:28,883	02:01,400	00:29,667	00:26,218	00:31,598	12:31:24
6	01:51,985	00:25,636	00:29,234	00:25,781	00:31,334	192,17 12:33:15
7	<b>01:50,937</b>	<b>00:25,285</b>	<b>00:29,038</b>	<b>00:25,484</b>	00:31,130	194,59 12:35:06
8	PIT	00:25,517	00:29,235	00:26,151	00:37,338	194,24 12:37:05
9	03:27,583	01:59,912	00:30,100	00:26,103	00:31,468	12:40:32
10	01:51,729	00:25,339	00:29,421	00:25,752	00:31,217	196,72 12:42:24
11	01:51,286	00:25,332	00:29,101	00:25,573	00:31,280	196,01 12:44:15
12	01:51,361	00:25,318	00:29,117	00:25,741	00:31,185	196,72 12:46:07
13	01:56,466	00:25,645	00:32,505	00:26,904	00:31,412	195,30 12:48:03
14	01:51,178	00:25,386	00:29,186	00:25,550	<b>00:31,056</b>	194,59 12:49:54
15	01:55,385	00:26,521	00:30,507	00:26,869	00:31,488	<b>197,08</b> 12:51:50

16 - MIRA,Ricardo		P.Vmax: 11		T. Ideal: 01:49,910	
-------------------	--	------------	--	---------------------	--


V. Tiempo	Sector 1	Sector 2	Sector 3	Sector 4	V.Max	Hora
1	START	00:43,680	00:34,835	00:28,501	00:32,263	12:22:18
2	01:55,776	00:26,703	00:31,127	00:26,151	00:31,795	188,15 12:24:14
3	01:52,856	00:26,171	00:29,538	00:25,570	00:31,577	188,15 12:26:07
4	01:51,846	00:25,934	00:29,193	00:25,325	00:31,394	187,83 12:27:59
5	01:51,453	00:25,588	00:29,264	00:25,223	00:31,378	190,14 12:29:50
6	01:51,811	00:25,911	00:29,035	00:25,384	00:31,481	190,48 12:31:42
7	01:50,697	00:25,382	00:28,825	00:25,033	00:31,457	190,14 12:33:33
8	01:50,438	00:25,223	00:28,859	00:24,952	00:31,404	<b>191,15</b> 12:35:23
9	01:51,850	00:26,037	00:29,136	00:25,417	00:31,260	189,81 12:37:15
10	01:50,644	00:25,357	00:28,940	00:24,945	00:31,402	189,14 12:39:06
11	01:51,255	00:25,349	00:28,952	00:25,304	00:31,650	188,81 12:40:57
12	01:50,488	00:25,275	00:29,022	00:24,903	00:31,288	190,81 12:42:48
13	01:50,511	00:25,269	<b>00:28,772</b>	00:25,163	00:31,307	190,48 12:44:38
14	01:50,176	00:25,234	00:28,839	00:24,892	00:31,211	<b>191,15</b> 12:46:28
15	01:50,430	00:25,265	00:28,934	00:25,030	00:31,201	<b>191,15</b> 12:48:19
16	<b>01:50,069</b>	<b>00:25,213</b>	00:28,931	<b>00:24,882</b>	<b>00:31,043</b>	<b>191,15</b> 12:50:09

21 - GARCIA,Manuel		P.Vmax: 20		T. Ideal: 01:53,056	
--------------------	--	------------	--	---------------------	--

V. Tiempo	Sector 1	Sector 2	Sector 3	Sector 4	V.Max	Hora
-----------	----------	----------	----------	----------	-------	------







Circuit de la C. Valenciana

28 - 29 de Noviembre de 2009

Circuit de la C. Valenciana

CAMPEONATO MEDITERRANEO VELOCIDAD-CUNA C.

VUELTA A VUELTA SECTORES 1 Ent.Cronometrado PGP-EVO CC

Table with 12 columns: Rank, Driver, Sector 1, Sector 2, Sector 3, Sector 4, V.Max, Hora. Includes entries for 23-MANRIQUE, Javier and 37-RODRIGUEZ, Pedro.

23 - MANRIQUE, Javier P.Vmax: 14 T. Ideal: 01:52,864

Table with 7 columns: V. Tiempo, Sector 1, Sector 2, Sector 3, Sector 4, V.Max, Hora. Includes entries for 24-RAMIREZ, Marcos and 29-BERNE, Santos.

24 - RAMIREZ, Marcos P.Vmax: 11 T. Ideal: 01:58,699

Table with 7 columns: V. Tiempo, Sector 1, Sector 2, Sector 3, Sector 4, V.Max, Hora. Includes entries for 31-SEÑORIS, Rubén and 46-ROMAN, Ignacio.

29 - BERNE, Santos P.Vmax: 19 T. Ideal: 01:55,113

Table with 7 columns: V. Tiempo, Sector 1, Sector 2, Sector 3, Sector 4, V.Max, Hora. Includes entries for 38-LOPEZ, Rodrigo and 44-FERRERO, Miguel.

31 - SEÑORIS, Rubén P.Vmax: 9 T. Ideal: 01:51,379

Table with 7 columns: V. Tiempo, Sector 1, Sector 2, Sector 3, Sector 4, V.Max, Hora. Includes entries for 46-ROMAN, Ignacio and 46-ROMAN, Ignacio.

37 - RODRIGUEZ, Pedro P.Vmax: 4 T. Ideal: 01:50,187

Table with 7 columns: V. Tiempo, Sector 1, Sector 2, Sector 3, Sector 4, V.Max, Hora. Includes entries for 38-LOPEZ, Rodrigo and 44-FERRERO, Miguel.

38 - LOPEZ, Rodrigo P.Vmax: 24 T. Ideal: 01:56,422

Table with 7 columns: V. Tiempo, Sector 1, Sector 2, Sector 3, Sector 4, V.Max, Hora. Includes entries for 44-FERRERO, Miguel and 46-ROMAN, Ignacio.

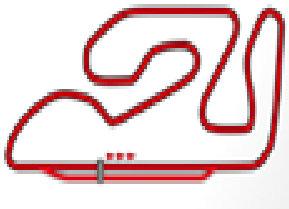
44 - FERRERO, Miguel P.Vmax: 11 T. Ideal: 01:51,445

Table with 7 columns: V. Tiempo, Sector 1, Sector 2, Sector 3, Sector 4, V.Max, Hora. Includes entries for 46-ROMAN, Ignacio and 46-ROMAN, Ignacio.

46 - ROMAN, Ignacio P.Vmax: 16 T. Ideal: 01:52,315

Table with 7 columns: V. Tiempo, Sector 1, Sector 2, Sector 3, Sector 4, V.Max, Hora. Includes entries for 46-ROMAN, Ignacio.





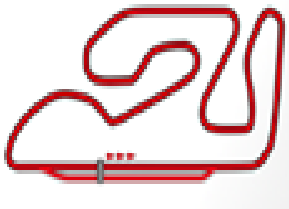
Circuit de la C.Valenciana

CAMPEONATO MEDITERRANEO VELOCIDAD-CUNA C.

VUELTA A VUELTA SECTORES 1 Ent.Cronometrado PGP-EVO CC

Table with multiple columns: Driver Name, Sector 1-4 times, V.Max, Hora. Includes sub-sections for drivers like RAMON, Vicente; ESCALANTE, Ricardo; ZARAPICO, Daniel; GRANADO, Eric; RODRIGO, Jorge; VELA, Antonio; GARCIA, Francisco; and MIGNO, Andrea.





Circuit de la C.Valenciana

Circuit de la C.Valenciana

28 - 29 de Noviembre de 2009

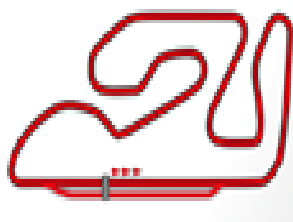
**CAMPEONATO MEDITERRANEO VELOCIDAD-CUNA C.**

**VUELTA A VUELTA SECTORES 1 Ent.Cronometrado PGP-EVO CC**

4	01:55,023	00:26,538	00:30,160	00:26,010	00:32,315	<b>187,50</b>	12:35:47
5	01:53,548	00:26,179	<b>00:29,438</b>	00:25,922	<b>00:32,009</b>	187,18	12:37:40
6	<b>01:53,285</b>	<b>00:26,081</b>	00:29,472	<b>00:25,664</b>	00:32,068	186,53	12:39:34

CRONOCIRCUIT: [crono@circuitalencia.com](mailto:crono@circuitalencia.com)





Circuit de la C.Valenciana

CAMPEONATO MEDITERRANEO VELOCIDAD-CUNA C.

ANALISIS PIT 1 Ent.Cronometrado PGP-EVO CC

3 - CHOLBI,Javier			
Time IN	Time OUT	GAP	Lap
12:30:14,840	12:32:24,591	00:02:09,751	5
12:42:02,073	12:43:37,217	00:01:35,144	10
Num. P. 2		Total in PIT: 00:03:44,895	

5 - MARTINEZ,Jorge			
Time IN	Time OUT	GAP	Lap
12:22:22,496	12:23:27,568	00:01:05,072	1
Num. P. 1		Total in PIT: 00:01:05,072	

8 - PALLUOTTO,Niccolo			
Time IN	Time OUT	GAP	Lap
12:39:18,379	12:41:31,311	00:02:12,932	10
Num. P. 1		Total in PIT: 00:02:12,932	

11 - NAVARRO,Jorge			
Time IN	Time OUT	GAP	Lap
12:26:40,488	12:28:56,087	00:02:15,599	3
12:34:43,349	12:40:12,193	00:05:28,844	6
Num. P. 2		Total in PIT: 00:07:44,443	

12 - MORBIDELLI,Franco			
Time IN	Time OUT	GAP	Lap
12:27:55,120	12:29:30,092	00:01:34,972	4
12:37:05,166	12:38:34,671	00:01:29,505	8
Num. P. 2		Total in PIT: 00:03:04,477	

23 - MANRIQUE,Javier			
Time IN	Time OUT	GAP	Lap
12:34:08,663	12:36:27,527	00:02:18,864	7
12:50:00,787	...	...	14
Num. P. 2		Total in PIT: 00:02:18,864	

29 - BERNE,Santos			
Time IN	Time OUT	GAP	Lap
12:23:14,592	12:24:40,205	00:01:25,613	1
12:27:17,930	12:28:43,391	00:01:25,461	2
12:31:28,380	12:41:46,688	00:10:18,308	3
12:52:01,727	...	...	8
Num. P. 4		Total in PIT: 00:13:09,382	

37 - RODRIGUEZ,Pedro			
Time IN	Time OUT	GAP	Lap
12:30:44,431	12:32:16,139	00:01:31,708	5
12:38:25,618	12:43:21,822	00:04:56,204	8
Num. P. 2		Total in PIT: 00:06:27,912	

44 - FERRERO,Miguel			
Time IN	Time OUT	GAP	Lap
12:36:04,656	12:38:05,315	00:02:00,659	8
12:51:27,150	...	...	15
Num. P. 2		Total in PIT: 00:02:00,659	

46 - ROMAN,Ignacio			
Time IN	Time OUT	GAP	Lap
12:32:02,851	12:36:12,155	00:04:09,304	6
Num. P. 1		Total in PIT: 00:04:09,304	

50 - RAMON,Vicente			
Time IN	Time OUT	GAP	Lap
12:39:04,746	...	...	9
Num. P. 1		Total in PIT:	

54 - ESCALANTE,Ricardo			
Time IN	Time OUT	GAP	Lap
12:33:06,185	12:33:54,816	00:00:48,631	3
Num. P. 1		Total in PIT: 00:00:48,631	

57 - GRANADO,Eric			
Time IN	Time OUT	GAP	Lap
12:26:23,399	12:35:36,362	00:09:12,963	2
Num. P. 1		Total in PIT: 00:09:12,963	

73 - VELA,Antonio			
Time IN	Time OUT	GAP	Lap
12:24:52,104	12:28:22,013	00:03:29,909	2
12:41:19,160	12:42:29,271	00:01:10,111	8
Num. P. 2		Total in PIT: 00:04:40,020	

75 - GARCIA,Francisco			
Time IN	Time OUT	GAP	Lap
12:24:26,428	12:26:05,502	00:01:39,074	2
12:49:31,392	...	...	14
Num. P. 2		Total in PIT: 00:01:39,074	







# CAMPEONATO MEDITERRANEO VELOCIDAD-CUNA C.

28 - 29 de Noviembre de 2009

Circuit de la C. Valenciana

Length: 4005 metros

## Results

## 2 Ent.Cronometrado PGP-EVO CC

Pos.	N.	Rider	Team	Motorcycle	Nat.	Best Lap	iL	Laps	Gap	Interval	Speed	Cat.
1	11	NAVARRO,Jorge	POBLA V.	MIR RACING	SPA	<b>01:48,888</b>	12	12			132,41	EV
2	3	CHOLBI,Javier	JAVEA	MIR RACING	SPA	01:50,194	14	15	00:01,306	00:01,306	130,84	EV
3	16	MIRA,Ricardo	IBI	MIR RACING	SPA	01:50,251	14	16	00:01,363	00:00,057	130,77	EV
4	37	RODRIGUEZ,Pedro	ZARAGOZA	MIR RACING	SPA	01:50,275	13	13	00:01,387	00:00,024	130,75	EV
5	24	RAMIREZ,Marcos	CADIZ	MIR RACING	SPA	01:50,565	12	13	00:01,677	00:00,290	130,4	EV
6	57	GRANADO,Eric	SAO PAULO	MIR RACING	BRA	01:50,658	12	13	00:01,770	00:00,093	130,29	PG
7	44	FERRERO,Miguel	ALICANTE	MIR RACING	SPA	01:50,670	14	16	00:01,782	00:00,012	130,28	EV
8	5	MARTINEZ,Jorge	TABERNES B.	MIR RACING	SPA	01:50,749	11	16	00:01,861	00:00,079	130,19	PG
9	18	MIÑANA,Adrián	ADOR	MIR RACING	SPA	01:51,246	13	13	00:02,358	00:00,497	129,6	EV
10	46	ROMAN,Ignacio	LAS GABIAS	MIR RACING	SPA	01:51,740	14	14	00:02,852	00:00,494	129,03	PG
11	1	LEVY,Agustí	LLISA D'AMUNT	MIR RACING	SPA	01:51,945	13	16	00:03,057	00:00,205	128,8	PG
12	31	SEÑORIS,Rubén	ALBAL	MIR RACING	SPA	01:52,099	10	15	00:03,211	00:00,154	128,62	EV
13	50	RAMON,Vicente	LLOMBAI	MIR RACING	SPA	01:52,281	11	11	00:03,393	00:00,182	128,41	EV
14	6	HERRERA,María	OROPESA	MIR RACING	SPA	01:52,333	11	14	00:03,445	00:00,052	128,35	PG
15	116	MIGNO,Andrea	RIMINI	MIR RACING	ITA	01:52,565	12	15	00:03,677	00:00,232	128,09	PG
16	23	MANRIQUE,Javier	MADRID	MIR RACING	SPA	01:53,233	13	13	00:04,345	00:00,668	127,33	EV
17	55	ZARAPICO,Daniel	CUERVO SEV.	MIR RACING	SPA	01:53,273	15	15	00:04,385	00:00,040	127,29	EV
18	54	ESCALANTE,Ricardo		MIR RACING	MEX	01:53,302	14	14	00:04,414	00:00,029	127,25	EV
19	73	VELA,Antonio	ALCAZAR S.J.	MIR RACING	SPA	01:53,332	13	14	00:04,444	00:00,030	127,22	PG
20	29	BERNE,Santos	ZARAGOZA	MIR RACING	SPA	01:53,491	12	14	00:04,603	00:00,159	127,04	PG
21	21	GARCIA,Manuel	MANILVA	MIR RACING	SPA	01:53,835	15	15	00:04,947	00:00,344	126,66	PG
22	8	PALLUOTTO,Niccolo	LATINA	MIR RACING	ITA	01:54,080	14	14	00:05,192	00:00,245	126,38	EV
23	64	RODRIGO,Jorge	RIBARROJA	MIR RACING	SPA	01:54,377	14	14	00:05,489	00:00,297	126,06	PG
24	38	LOPEZ,Rodrigo	AJOFRIM	MIR RACING	SPA	01:55,048	15	15	00:06,160	00:00,671	125,32	PG
25	12	MORBIDELLI,Franco	TAVULLIA	MIR RACING	ITA	02:02,119	2	2	00:13,231	00:07,071	118,07	EV
26	75	GARCIA,Francisco	MISLATA	MIR RACING	SPA	02:04,009	3	4	00:15,121	00:01,890	116,27	EV

Circuit de la C. Valenciana

Final Official

Provisional Official

Length: 4005 m. Hour: 09:59

JURY:

C.of the Course:

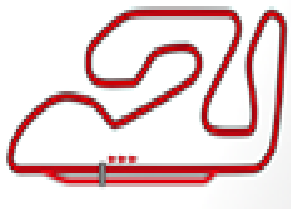
C.Timekeeper:

Hour:

Hour:

Hour: 10:39:10





Circuit de la C.Valenciana

28 - 29 de Noviembre de 2009

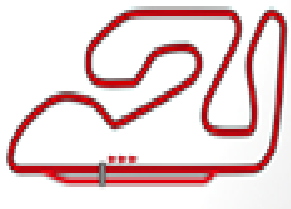
Circuit de la C.Valenciana

CAMPEONATO MEDITERRANEO VELOCIDAD-CUNA C.

VUELTA A VUELTA SECTORES 2 Ent.Cronometrado PGP-EVO CC

Table with columns: V. Tiempo, Sector 1, Sector 2, Sector 3, Sector 4, V.Max, Hora. Rows include driver names like LEVY,Agusti, CHOLBI,Javier, MARTINEZ,Jorge, HERRERA,María, PALLUOTTO,Niccolo, NAVARRO,Jorge, MORBIDELLI,Franco, MIRA,Ricardo.





Circuit de la C.Valenciana

CAMPEONATO MEDITERRANEO VELOCIDAD-CUNA C.

VUELTA A VUELTA SECTORES 2 Ent.Cronometrado PGP-EVO CC

Table with 7 columns: V. Tiempo, Sector 1, Sector 2, Sector 3, Sector 4, V.Max, Hora. Rows 10-16.

18 - MIÑANA, Adrián P.Vmax: 2 T. Ideal: 01:50,867

Table with 7 columns: V. Tiempo, Sector 1, Sector 2, Sector 3, Sector 4, V.Max, Hora. Rows 1-13.

21 - GARCIA, Manuel P.Vmax: 24 T. Ideal: 01:53,758

Table with 7 columns: V. Tiempo, Sector 1, Sector 2, Sector 3, Sector 4, V.Max, Hora. Rows 1-15.

23 - MANRIQUE, Javier P.Vmax: 22 T. Ideal: 01:53,214

Table with 7 columns: V. Tiempo, Sector 1, Sector 2, Sector 3, Sector 4, V.Max, Hora. Rows 1-13.

24 - RAMIREZ, Marcos P.Vmax: 2 T. Ideal: 01:50,565

Table with 7 columns: V. Tiempo, Sector 1, Sector 2, Sector 3, Sector 4, V.Max, Hora. Rows 1-1.

Table with 7 columns: V. Tiempo, Sector 1, Sector 2, Sector 3, Sector 4, V.Max, Hora. Rows 2-13.

29 - BERNE, Santos P.Vmax: 19 T. Ideal: 01:53,232

Table with 7 columns: V. Tiempo, Sector 1, Sector 2, Sector 3, Sector 4, V.Max, Hora. Rows 1-14.

31 - SEÑORIS, Rubén P.Vmax: 7 T. Ideal: 01:51,835

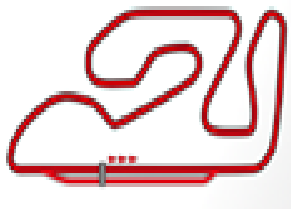
Table with 7 columns: V. Tiempo, Sector 1, Sector 2, Sector 3, Sector 4, V.Max, Hora. Rows 1-15.

37 - RODRIGUEZ, Pedro P.Vmax: 1 T. Ideal: 01:50,024

Table with 7 columns: V. Tiempo, Sector 1, Sector 2, Sector 3, Sector 4, V.Max, Hora. Rows 1-11.







Circuit de la C.Valenciana

CAMPEONATO MEDITERRANEO VELOCIDAD-CUNA C.

VUELTA A VUELTA SECTORES 2 Ent.Cronometrado PGP-EVO CC

12	01:50,468	00:26,517	00:28,805	00:25,242	<b>00:29,904</b>	190,81	10:29:00
13	<b>01:50,275</b>	<b>00:26,255</b>	<b>00:28,668</b>	00:25,282	00:30,070	196,72	10:30:51

<b>38 - LOPEZ,Rodrigo</b>		P.Vmax: 25		T. Ideal: 01:54,948	
---------------------------	--	------------	--	---------------------	--

V. Tiempo	Sector 1	Sector 2	Sector 3	Sector 4	V.Max	Hora
1	START	01:36,549	00:42,838	00:35,335	00:38,069	10:03:32
2	02:14,107	00:32,246	00:36,117	00:31,035	00:34,709	183,05 10:05:46
3	02:04,300	00:30,280	00:33,296	00:27,902	00:32,822	<b>184,93</b> 10:07:51
4	02:00,110	00:28,604	00:31,853	00:27,262	00:32,391	178,81 10:09:51
5	01:58,921	00:28,353	00:31,417	00:26,979	00:32,172	178,81 10:11:50
6	01:58,324	00:28,161	00:31,323	00:26,678	00:32,162	179,40 10:13:48
7	01:58,435	00:28,102	00:31,394	00:26,631	00:32,308	179,40 10:15:46
8	01:56,509	00:27,947	00:30,407	00:26,352	00:31,803	181,82 10:17:43
9	01:56,497	00:27,746	00:30,528	00:26,413	00:31,810	180,30 10:19:39
10	01:56,476	00:27,457	00:30,347	00:26,993	00:31,679	181,82 10:21:36
11	01:55,433	00:27,808	<b>00:30,071</b>	00:25,939	00:31,615	180,90 10:23:31
12	01:55,554	00:27,586	00:30,143	00:26,194	00:31,631	180,90 10:25:27
13	01:55,510	00:27,499	00:30,308	00:26,098	00:31,605	179,10 10:27:22
14	01:56,102	00:27,888	00:30,376	00:26,282	00:31,556	178,22 10:29:18
15	<b>01:55,048</b>	<b>00:27,397</b>	00:30,171	<b>00:25,927</b>	<b>00:31,553</b>	178,51 10:31:13

<b>44 - FERRERO,Miguel</b>		P.Vmax: 18		T. Ideal: 01:50,481	
----------------------------	--	------------	--	---------------------	--

V. Tiempo	Sector 1	Sector 2	Sector 3	Sector 4	V.Max	Hora
1	START	01:17,658	00:39,530	00:32,466	00:35,288	10:03:04
2	02:03,087	00:30,493	00:32,475	00:27,320	00:32,799	177,63 10:05:07
3	01:58,456	00:28,714	00:30,873	00:26,736	00:32,133	177,92 10:07:06
4	01:56,180	00:28,041	00:30,151	00:26,470	00:31,518	175,32 10:09:02
5	01:55,455	00:28,323	00:29,953	00:25,836	00:31,343	175,90 10:10:57
6	01:55,873	00:29,179	00:29,988	00:25,655	00:31,051	183,67 10:12:53
7	01:53,838	00:27,562	00:29,436	00:26,036	00:30,804	177,34 10:14:47
8	01:52,627	00:27,329	00:29,305	00:25,356	00:30,637	185,89 10:16:40
9	01:52,804	00:27,086	00:29,053	00:25,601	00:31,064	<b>187,50</b> 10:18:33
10	01:52,621	00:27,051	00:29,099	00:25,383	00:31,088	183,05 10:20:25
11	01:52,027	00:26,901	00:29,134	00:25,278	00:30,714	183,05 10:22:17
12	01:51,710	00:26,739	00:28,905	00:25,372	00:30,694	182,74 10:24:09
13	01:55,152	00:27,607	00:29,843	00:26,060	00:31,642	183,36 10:26:04
14	<b>01:50,670</b>	<b>00:26,457</b>	00:28,798	<b>00:24,922</b>	<b>00:30,493</b>	186,85 10:27:55
15	01:51,202	00:26,658	<b>00:28,609</b>	00:25,101	00:30,834	184,30 10:29:46
16	01:51,236	00:26,607	00:28,688	00:25,051	00:30,890	184,93 10:31:37

<b>46 - ROMAN,Ignacio</b>		P.Vmax: 19		T. Ideal: 01:51,472	
---------------------------	--	------------	--	---------------------	--

V. Tiempo	Sector 1	Sector 2	Sector 3	Sector 4	V.Max	Hora
1	START	03:28,086	00:36,227	00:29,301	00:33,946	10:05:07
2	02:00,781	00:29,525	00:32,424	00:27,001	00:31,831	182,43 10:07:08
3	01:55,835	00:27,807	00:30,372	00:26,354	00:31,302	<b>186,85</b> 10:09:03
4	01:55,180	00:27,612	00:30,263	00:25,969	00:31,336	185,57 10:10:59
5	01:54,481	00:27,735	00:29,904	00:25,770	00:31,072	184,62 10:12:53
6	01:53,043	00:27,103	00:29,487	00:25,519	00:30,934	185,25 10:14:46
7	01:57,933	00:27,522	00:29,998	00:28,278	00:32,135	184,30 10:16:44
8	01:52,879	00:27,211	00:29,277	00:25,544	00:30,847	185,89 10:18:37
9	01:52,416	00:27,038	00:29,301	00:25,442	<b>00:30,635</b>	184,93 10:20:29
10	01:51,817	00:26,798	00:28,945	00:25,409	00:30,665	185,57 10:22:21
11	PIT	<b>00:26,796</b>	<b>00:28,787</b>	00:25,453	00:36,678	185,25 10:24:19
12	02:32,696	01:04,812	00:30,400	00:25,888	00:31,596	10:26:52
13	01:52,179	00:27,118	00:28,940	00:25,288	00:30,833	184,30 10:28:44
14	<b>01:51,740</b>	00:26,853	00:28,845	<b>00:25,254</b>	00:30,788	183,67 10:30:36

<b>50 - RAMON,Vicente</b>		P.Vmax: 8		T. Ideal: 01:52,281	
---------------------------	--	-----------	--	---------------------	--

V. Tiempo	Sector 1	Sector 2	Sector 3	Sector 4	V.Max	Hora
1	START	06:59,708	00:34,930	00:28,487	00:32,718	10:08:35
2	01:57,860	00:28,137	00:31,160	00:26,959	00:31,604	186,53 10:10:33

3	01:57,131	00:27,720	00:30,783	00:26,836	00:31,792	188,81	10:12:30
4	PIT	00:30,462	00:34,742	00:28,780	00:38,238	191,15	10:14:42
5	03:48,781	01:53,553	00:31,187	00:34,622	00:49,419		10:18:31
6	PIT	00:32,020	00:32,650	00:27,501	00:42,923	147,74	10:20:46
7	03:06,503	01:33,546	00:34,961	00:26,773	00:31,223		10:23:53
8	01:54,924	00:27,194	00:30,280	00:26,279	00:31,171	190,81	10:25:48
9	01:53,857	00:27,069	00:29,713	00:26,244	00:30,831	189,14	10:27:42
10	01:52,954	00:26,874	00:29,528	00:25,862	00:30,690	189,14	10:29:34
11	<b>01:52,281</b>	<b>00:26,768</b>	<b>00:29,413</b>	<b>00:25,623</b>	<b>00:30,477</b>	<b>192,17</b>	10:31:27

<b>54 - ESCALANTE,Ricardo</b>		P.Vmax: 13		T. Ideal: 01:52,598	
-------------------------------	--	------------	--	---------------------	--

V. Tiempo	Sector 1	Sector 2	Sector 3	Sector 4	V.Max	Hora
1	START	01:38,843	00:41,168	00:35,574	00:38,420	10:03:33
2	02:12,778	00:31,380	00:35,898	00:31,366	00:34,134	180,90 10:05:46
3	01:58,522	00:28,440	00:31,517	00:26,807	00:31,758	188,48 10:07:45
4	01:56,678	00:28,140	00:30,525	00:26,494	00:31,519	189,47 10:09:41
5	01:55,848	00:27,889	00:30,301	00:26,125	00:31,533	187,18 10:11:37
6	01:55,280	00:27,793	00:30,138	00:25,908	00:31,441	184,30 10:13:32
7	PIT	00:27,752	00:30,474	00:27,698	00:44,989	188,81 10:15:43
8	04:14,191	02:41,059	00:32,813	00:29,031	00:31,288	10:19:58
9	01:54,759	00:27,057	00:29,871	00:26,617	00:31,214	189,14 10:21:52
10	01:57,162	00:27,390	00:30,474	00:27,237	00:32,061	187,83 10:23:49
11	01:53,500	00:27,204	00:29,649	00:25,877	<b>00:30,770</b>	186,21 10:25:43
12	01:59,352	00:27,268	00:30,578	00:27,793	00:33,713	189,14 10:27:42
13	01:53,357	00:27,016	<b>00:29,327</b>	<b>00:25,622</b>	00:31,392	190,14 10:29:36
14	<b>01:53,302</b>	<b>00:26,879</b>	00:29,704	00:25,694	00:31,025	<b>190,48</b> 10:31:29


<b>55 - ZARAPICO,Daniel</b>		P.Vmax: 6		T. Ideal: 01:53,263	
-----------------------------	--	-----------	--	---------------------	--

V. Tiempo	Sector 1	Sector 2	Sector 3	Sector 4	V.Max	Hora
1	START	01:41,183	00:39,483	00:34,347	00:37,785	10:03:32
2	02:08,172	00:31,921	00:34,968	00:28,442	00:32,841	185,25 10:05:40
3	02:01,466	00:28,628	00:32,063	00:27,896	00:32,879	<b>195,30</b> 10:07:42
4	01:59,043	00:28,237	00:31,296	00:27,461	00:32,049	192,17 10:09:41
5	01:57,011	00:27,969	00:30,667	00:26,911	00:31,464	189,81 10:11:38
6	01:55,852	00:27,509	00:30,601	00:26,477	00:31,265	191,83 10:13:34
7	01:55,862	00:27,268	00:30,326	00:26,659	00:31,609	192,86 10:15:30
8	01:55,171	00:27,460	00:30,219	00:26,304	00:31,188	190,48 10:17:25
9	01:55,651	00:27,385	00:30,459	00:26,612	00:31,195	188,81 10:19:20
10	01:54,827	00:27,270	00:29,927	00:26,290	00:31,340	189,14 10:21:15
11	01:54,742	00:27,426	00:30,128	00:26,183	00:31,005	187,18 10:23:10
12	01:53,803	00:27,070	<b>00:29,628</b>	00:26,003	00:31,102	189,14 10:25:04
13	01:54,074	00:27,191	00:29,715	00:26,040	00:31,128	187,83 10:26:58
14	01:54,271	00:27,435	00:29,844	00:26,052	00:30,940	187,83 10:28:52
15	<b>01:53,273</b>	<b>00:26,966</b>	00:29,638	<b>00:25,960</b>	<b>00:30,709</b>	188,48 10:30:45

<b>57 - GRANADO,Eric</b>		P.Vmax: 14		T. Ideal: 01:50,338	
--------------------------	--	------------	--	---------------------	--

V. Tiempo	Sector 1	Sector 2	Sector 3	Sector 4	V.Max	Hora
1	START	05:21,785	00:44,191	00:35,146	00:39,780	10:07:20
2	02:09,193	00:30,416	00:35,263	00:29,554	00:33,960	183,99 10:09:29
3	02:00,267	00:28,653	00:31,865	00:27,596	00:32,153	182,12 10:11:30
4	01:55,011	00:27,821	00:29,786	00:26,205	00:31,199	183,99 10:13:25
5	01:53,705	00:26,754	00:29,403	00:26,585	00:30,963	184,93 10:15:18
6	01:53,011	00:27,051	00:29,424	00:25,677	00:30,859	187,18 10:17:11
7	01:55,544	00:29,478	00:29,737	00:25,518	00:30,811	186,85 10:19:07
8	01:51,455	00:26,575	00:29,094	00:25,263	00:30,523	184,93 10:20:58
9	01:51,051	00:26,401	00:29,080	00:25,235	00:30,335	185,89 10:22:49
10	01:51,306	00:26,544	00:29,067	00:25,268	00:30,427	<b>189,14</b> 10:24:41
11	01:51,144	<b>00:26,342</b>	00:29,124	00:25,174	00:30,504	185,89 10:26:32
12	<b>01:50,658</b>	00:26,451	00:28,958	<b>00:25,025</b>	00:30,224	187,18 10:28:23
13	01:50,659	00:26,628	<b>00:28,795</b>	00:25,060	<b>00:30,176</b>	188,81 10:30:13





## Circuit de la C.Valenciana

## CAMPEONATO MEDITERRANEO VELOCIDAD-CUNA C.

## VUELTA A VUELTA SECTORES 2 Ent.Cronometrado PGP-EVO CC

64 - RODRIGO,Jorge P.Vmax: 12 T. Ideal: 01:54,154

V. Tiempo	Sector 1	Sector 2	Sector 3	Sector 4	V.Max	Hora
1 START	01:12,307	00:36,473	00:30,373	00:34,830		10:02:53
2 01:58,596	00:29,140	00:30,748	00:26,926	00:31,782	<b>190,81</b>	10:04:52
3 01:56,393	00:28,109	00:30,199	00:26,330	00:31,755	189,81	10:06:48
4 01:55,260	00:27,655	00:29,807	00:26,270	00:31,528	189,47	10:08:44
5 01:55,158	00:27,810	00:29,805	00:26,119	00:31,424	186,85	10:10:39
6 01:55,367	00:27,606	00:30,024	00:26,228	00:31,509	188,48	10:12:34
7 02:15,357	00:33,995	00:42,722	00:27,082	00:31,558	188,81	10:14:49
8 01:55,836	00:27,874	00:30,204	00:26,276	00:31,482	189,14	10:16:45
9 PIT	<b>00:27,401</b>	00:29,643	00:26,910	00:43,959	189,47	10:18:53
10 03:38,220	01:59,929	00:39,800	00:26,641	00:31,850		10:22:31
11 02:00,201	00:28,030	00:33,312	00:27,296	00:31,563	188,15	10:24:32
12 01:55,134	00:27,691	00:29,815	00:26,005	00:31,623	188,15	10:26:27
13 01:55,451	00:27,891	00:29,798	00:26,012	00:31,750	186,21	10:28:22
14 <b>01:54,377</b>	00:27,624	<b>00:29,528</b>	<b>00:25,843</b>	<b>00:31,382</b>	188,48	10:30:17

73 - VELA,Antonio P.Vmax: 21 T. Ideal: 01:53,183

V. Tiempo	Sector 1	Sector 2	Sector 3	Sector 4	V.Max	Hora
1 START	01:32,509	00:40,654	00:36,075	00:41,117		10:03:30
2 02:10,329	00:33,095	00:35,149	00:28,938	00:33,147	182,74	10:05:40
3 01:59,887	00:29,126	00:31,648	00:27,008	00:32,105	184,93	10:07:40
4 01:57,095	00:28,088	00:30,478	00:26,562	00:31,967	184,62	10:09:37
5 01:56,752	00:27,893	00:30,320	00:26,507	00:32,032	184,30	10:11:34
6 01:57,862	00:28,056	00:30,129	00:26,379	00:33,298	183,05	10:13:32
7 PIT	00:28,245	00:30,345	00:26,958	00:42,132	182,43	10:15:39
8 03:52,850	02:16,643	00:31,803	00:26,555	00:37,849		10:19:32
9 01:58,793	00:29,130	00:30,506	00:26,467	00:32,690	170,35	10:21:31
10 01:54,890	00:28,171	00:29,647	00:25,764	00:31,308	180,60	10:23:26
11 01:54,508	00:27,297	00:29,679	00:26,050	00:31,482	<b>186,53</b>	10:25:20
12 01:53,599	<b>00:27,221</b>	00:29,565	00:25,532	00:31,281	186,21	10:27:14
13 <b>01:53,332</b>	00:27,332	<b>00:29,253</b>	<b>00:25,504</b>	00:31,243	183,99	10:29:07
14 01:53,773	00:27,364	00:29,540	00:25,664	<b>00:31,205</b>	186,21	10:31:01

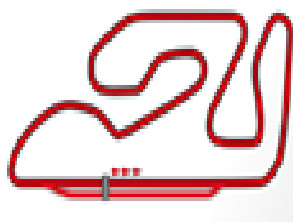
75 - GARCIA,Francisco P.Vmax: 22 T. Ideal: 01:58,309

V. Tiempo	Sector 1	Sector 2	Sector 3	Sector 4	V.Max	Hora
1 PIT	01:22,244	00:35,818	00:29,999	00:47,314		10:03:15
2 04:00,396	02:22,940	00:33,706	00:29,308	00:34,442		10:07:15
3 <b>02:04,009</b>	00:29,775	00:33,365	00:28,185	<b>00:32,684</b>	179,10	10:09:19
4 PIT	<b>00:27,967</b>	<b>00:30,992</b>	<b>00:26,666</b>	00:35,613	<b>186,21</b>	10:11:20

116 - MIGNO,Andrea P.Vmax: 16 T. Ideal: 01:52,376

V. Tiempo	Sector 1	Sector 2	Sector 3	Sector 4	V.Max	Hora
1 START	01:50,309	00:39,274	00:34,067	00:36,603		10:03:40
2 02:13,134	00:32,516	00:35,484	00:30,747	00:34,387	184,62	10:05:53
3 02:05,582	00:29,959	00:33,649	00:28,878	00:33,096	186,21	10:07:58
4 02:00,075	00:28,922	00:31,389	00:27,571	00:32,193	185,89	10:09:58
5 01:57,651	00:28,201	00:30,999	00:26,755	00:31,696	184,62	10:11:56
6 01:56,022	00:27,668	00:30,354	00:26,548	00:31,452	187,18	10:13:52
7 01:54,798	00:27,360	00:30,086	00:26,107	00:31,245	186,21	10:15:47
8 PIT	00:27,671	00:30,752	00:26,016	00:36,114	<b>188,48</b>	10:17:47
9 02:38,782	01:10,076	00:31,250	00:26,285	00:31,171		10:20:26
10 01:53,675	00:27,029	00:29,691	00:25,857	00:31,098	186,85	10:22:20
11 01:53,212	00:27,224	00:29,391	00:25,688	<b>00:30,909</b>	185,25	10:24:13
12 <b>01:52,565</b>	<b>00:26,904</b>	<b>00:29,090</b>	<b>00:25,473</b>	00:31,098	185,25	10:26:06
13 01:52,729	00:26,919	00:29,177	00:25,606	00:31,027	186,21	10:27:58
14 01:58,881	00:27,026	00:29,432	00:27,361	00:35,062	185,25	10:29:57
15 01:54,298	00:27,185	00:29,361	00:26,316	00:31,436	182,74	10:31:52





Circuit de la C.Valenciana

CAMPEONATO MEDITERRANEO VELOCIDAD-CUNA C.

ANALISIS PIT 2 Ent.Cronometrado PGP-EVO CC

3 - CHOLBI,Javier			
Time IN	Time OUT	GAP	Lap
10:02:33,738	10:03:25,773	00:00:52,035	1
Num. P. 1 Total in PIT: 00:00:52,035			

6 - HERRERA,María			
Time IN	Time OUT	GAP	Lap
10:14:13,775	10:15:29,273	00:01:15,498	6
Num. P. 1 Total in PIT: 00:01:15,498			

8 - PALLUOTTO,Niccolo			
Time IN	Time OUT	GAP	Lap
10:08:59,287	10:10:21,937	00:01:22,650	4
10:23:58,601	10:25:31,976	00:01:33,375	11
Num. P. 2 Total in PIT: 00:02:56,025			

11 - NAVARRO,Jorge			
Time IN	Time OUT	GAP	Lap
10:08:12,353	10:13:18,123	00:05:05,770	3
Num. P. 1 Total in PIT: 00:05:05,770			

18 - MIÑANA,Adrián			
Time IN	Time OUT	GAP	Lap
10:03:41,456	10:04:43,252	00:01:01,796	1
10:18:50,638	10:20:47,191	00:01:56,553	8
Num. P. 2 Total in PIT: 00:02:58,349			

23 - MANRIQUE,Javier			
Time IN	Time OUT	GAP	Lap
10:13:36,834	10:17:34,079	00:03:57,245	6
Num. P. 1 Total in PIT: 00:03:57,245			

29 - BERNE,Santos			
Time IN	Time OUT	GAP	Lap
10:17:11,203	10:19:28,116	00:02:16,913	8
10:31:20,223	...		14
Num. P. 2 Total in PIT: 00:02:16,913			

37 - RODRIGUEZ,Pedro			
Time IN	Time OUT	GAP	Lap
10:05:02,901	10:06:11,358	00:01:08,457	1
10:17:58,031	10:19:24,259	00:01:26,228	7
Num. P. 2 Total in PIT: 00:02:34,685			

46 - ROMAN,Ignacio			
Time IN	Time OUT	GAP	Lap
10:24:19,446	10:24:59,411	00:00:39,965	11
Num. P. 1 Total in PIT: 00:00:39,965			

50 - RAMON,Vicente			
Time IN	Time OUT	GAP	Lap
10:14:42,863	10:16:03,593	00:01:20,730	4
10:20:46,738	10:21:48,616	00:01:01,878	6
Num. P. 2 Total in PIT: 00:02:22,608			

54 - ESCALANTE,Ricardo			
Time IN	Time OUT	GAP	Lap
10:15:43,831	10:17:56,244	00:02:12,413	7

Num. P. 1		Total in PIT: 00:02:12,413	
64 - RODRIGO,Jorge			
Time IN	Time OUT	GAP	Lap
10:18:53,670	10:20:12,964	00:01:19,294	9
Num. P. 1 Total in PIT: 00:01:19,294			

73 - VELA,Antonio			
Time IN	Time OUT	GAP	Lap
10:15:39,767	10:17:24,111	00:01:44,344	7
Num. P. 1 Total in PIT: 00:01:44,344			

75 - GARCIA,Francisco			
Time IN	Time OUT	GAP	Lap
10:03:15,183	10:05:06,060	00:01:50,877	1
10:11:20,826	...		4
Num. P. 2 Total in PIT: 00:01:50,877			

116 - MIGNO,Andrea			
Time IN	Time OUT	GAP	Lap
10:17:47,875	10:18:28,220	00:00:40,345	8
Num. P. 1 Total in PIT: 00:00:40,345			





## CAMPEONATO MEDITERRANEO VELOCIDAD-CUNA C.

28 - 29 de Noviembre de 2009

Circuit de la C.Valenciana  
Length: 4005 metros

Results Qualifying Practice

PGP-EVO CC

Pos.	N.	Rider	Team	Motorcycle	Nat.	Time	Gap	Qualif. 1	iL	nL	Qualif. 2	iL	nL	TL	Cat.
1	11	NAVARRO, Jorge	POBLA V.	MIR RACING	SPA	<b>01:48,888</b>		01:49,876	12	12	<b>01:48,888</b>	12	12	24	EV
2	16	MIRA, Ricardo	IBI	MIR RACING	SPA	01:50,069	00:01,181	<b>01:50,069</b>	16	16	01:50,251	14	16	32	EV
3	3	CHOLBI, Javier	JAVEA	MIR RACING	SPA	01:50,194	00:01,306	01:51,310	12	14	<b>01:50,194</b>	14	15	29	EV
4	37	RODRIGUEZ, Pedro	ZARAGOZA	MIR RACING	SPA	01:50,275	00:01,387	01:50,304	12	12	<b>01:50,275</b>	13	13	25	EV
5	24	RAMIREZ, Marcos	CADIZ	MIR RACING	SPA	01:50,565	00:01,677	01:58,699	2	2	<b>01:50,565</b>	12	13	15	EV
6	57	GRANADO, Eric	SAO PAULO	MIR RACING	BRA	01:50,658	00:01,770	01:52,520	9	9	<b>01:50,658</b>	12	13	22	PG
7	44	FERRERO, Miguel	ALICANTE	MIR RACING	SPA	01:50,670	00:01,782	01:51,750	4	15	<b>01:50,670</b>	14	16	31	EV
8	5	MARTINEZ, Jorge	TABERNES B.	MIR RACING	SPA	01:50,749	00:01,861	01:52,274	11	15	<b>01:50,749</b>	11	16	31	PG
9	12	MORBIDELLI, Franco	TAVULLIA	MIR RACING	ITA	01:50,937	00:02,049	<b>01:50,937</b>	7	15	02:02,119	2	2	17	EV
10	18	MIÑANA, Adrián	ADOR	MIR RACING	SPA	01:51,246	00:02,358				<b>01:51,246</b>	13	13	13	EV
11	31	SEÑORIS, Rubén	ALBAL	MIR RACING	SPA	01:51,510	00:02,622	<b>01:51,510</b>	7	14	01:52,099	10	15	29	EV
12	75	GARCIA, Francisco	MISLATA	MIR RACING	SPA	01:51,721	00:02,833	<b>01:51,721</b>	12	14	02:04,009	3	4	18	EV
13	46	ROMAN, Ignacio	LAS GABIAS	MIR RACING	SPA	01:51,740	00:02,852	01:52,475	11	11	<b>01:51,740</b>	14	14	25	PG
14	1	LEVY, Agustí	LLISA D'AMUNT	MIR RACING	SPA	01:51,945	00:03,057				<b>01:51,945</b>	13	16	16	PG
15	50	RAMON, Vicente	LLOMBAI	MIR RACING	SPA	01:52,281	00:03,393	01:54,229	4	9	<b>01:52,281</b>	11	11	20	EV
16	6	HERRERA, María	OROPESA	MIR RACING	SPA	01:52,333	00:03,445	01:53,433	13	15	<b>01:52,333</b>	11	14	29	PG
17	8	PALLUOTTO, Niccolo	LATINA	MIR RACING	ITA	01:52,383	00:03,495	<b>01:52,383</b>	8	11	01:54,080	14	14	25	EV
18	116	MIGNO, Andrea	RIMINI	MIR RACING	ITA	01:52,565	00:03,677	01:53,285	6	6	<b>01:52,565</b>	12	15	21	PG
19	21	GARCIA, Manuel	MANILVA	MIR RACING	SPA	01:53,217	00:04,329	<b>01:53,217</b>	14	16	01:53,835	15	15	31	PG
20	23	MANRIQUE, Javier	MADRID	MIR RACING	SPA	01:53,225	00:04,337	<b>01:53,225</b>	4	14	01:53,233	13	13	27	EV
21	55	ZARAPICO, Daniel	CUERVO SEV.	MIR RACING	SPA	01:53,273	00:04,385	01:54,988	10	16	<b>01:53,273</b>	15	15	31	EV
22	54	ESCALANTE, Ricardo		MIR RACING	MEX	01:53,302	00:04,414	02:01,492	10	11	<b>01:53,302</b>	14	14	25	EV
23	73	VELA, Antonio	ALCAZAR S.J.	MIR RACING	SPA	01:53,332	00:04,444	01:53,445	6	12	<b>01:53,332</b>	13	14	26	PG
24	29	BERNE, Santos	ZARAGOZA	MIR RACING	SPA	01:53,491	00:04,603	01:55,158	6	8	<b>01:53,491</b>	12	14	22	PG
25	64	RODRIGO, Jorge	RIBARROJA	MIR RACING	SPA	01:54,377	00:05,489	01:56,141	15	15	<b>01:54,377</b>	14	14	29	PG
26	38	LOPEZ, Rodrigo	AJOFRIM	MIR RACING	SPA	01:55,048	00:06,160	01:56,564	15	15	<b>01:55,048</b>	15	15	30	PG

Circuit de la C.Valenciana

Final Official

Provisional Official

Length: 4005

Hour: 10:00:00

JURY:

Hour:

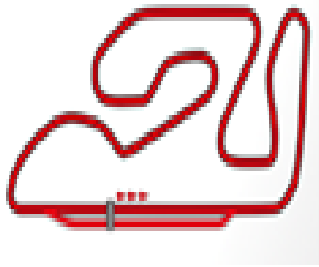
C.of the Course:

Hour:

C.Timekeeper:

Hour: 10:39:45





Circuit de la C.Valenciana

PGP-EVO CC LAPS: 12

**Starting Grid PGP-EVO CC**

**Circuit de la C.Valenciana**

**28 - 29 de Noviembre de 2009**

[7]	<b>64</b> RODRIGO, Jorge 01:54,377	<b>38</b> LOPEZ, Rodrigo 01:55,048		
[6]	<b>55</b> ZARAPICO, Daniel 01:53,273	<b>54</b> ESCALANTE, Ricardo 01:53,302	<b>73</b> VELA, Antonio 01:53,332	<b>29</b> BERNE, Santos 01:53,491
[5]	<b>8</b> PALLUOTTO, Niccolò 01:52,383	<b>116</b> MIGNO, Andrea 01:52,565	<b>21</b> GARCIA, Manuel 01:53,217	<b>23</b> MANRIQUE, Javier 01:53,225
[4]	<b>46</b> ROMAN, Ignacio 01:51,740	<b>1</b> LEVY, Agustí 01:51,945	<b>50</b> RAMON, Vicente 01:52,281	<b>6</b> HERRERA, María 01:52,333
[3]	<b>12</b> MORBIDELLI, Franco 01:50,937	<b>18</b> MIÑANA, Adrián 01:51,246	<b>31</b> SEÑORIS, Rubén 01:51,510	<b>75</b> GARCIA, Francisco 01:51,721
[2]	<b>24</b> RAMIREZ, Marcos 01:50,565	<b>57</b> GRANADO, Eric 01:50,658	<b>44</b> FERRERO, Miguel 01:50,670	<b>5</b> MARTINEZ, Jorge 01:50,749
[1]	<b>11</b> NAVARRO, Jorge 01:48,888	<b>16</b> MIRA, Ricardo 01:50,069	<b>3</b> CHOLBI, Javier 01:50,194	<b>37</b> RODRIGUEZ, Pedro 01:50,275



C. Deportivos

Director de Carrera

Cronometrador





# CAMPEONATO MEDITERRANEO VELOCIDAD-CUNA C.

28 - 29 de Noviembre de 2009

Laps: 12

Circuit de la C.Valenciana  
Length: 4005 metros

## Results

## Carrera PGP-EVO CC

Pos.	N.	Rider	Team	Motorcycle	Nat.	Laps	Time	Best Lap	iL	Gap	Interval	Speed	Pt.	Cat.
1	3	CHOLBI,Javier	JAVEA	MIR RACING	SPA	12	26:45,144	02:11,259	12			107,79	25	EV
2	18	MIÑANA,Adrián	ADOR	MIR RACING	SPA	12	26:45,348	<b>02:10,527</b>	9	00:00,204	00:00,204	107,77	20	EV
3	16	MIRA,Ricardo	IBI	MIR RACING	SPA	12	26:50,545	02:10,690	9	00:05,401	00:05,197	107,43	16	EV
4	50	RAMON,Vicente	LLOMBAI	MIR RACING	SPA	12	27:22,496	02:13,471	5	00:37,352	00:31,951	105,34	13	EV
5	12	MORBIDELLI,Franco	TAVULLIA	MIR RACING	ITA	12	28:04,791	02:12,066	6	01:19,647	00:42,295	102,69	11	EV
6	75	GARCIA,Francisco	MISLATA	MIR RACING	SPA	11	27:03,944	02:19,868	4	-1 Lap	01:45,226	97,66	9	EV
7	31	SEÑORIS,Rubén	ALBAL	MIR RACING	SPA	11	27:36,024	02:21,325	4	-1 Lap	00:32,080	95,77	8	EV
<b>No Clasificados:</b>														
8	54	ESCALANTE,Ricardo		MIR RACING	MEX	11	25:18,718	02:13,679	6	-1 Lap	-1 Lap	104,43	10	EV
.	37	RODRIGUEZ,Pedro	ZARAGOZA	MIR RACING	SPA	7	15:40,184	02:11,762	3	-5 Lap	-4 Lap	107,35		EV
.	55	ZARAPICO,Daniel	CUERVO SEV.	MIR RACING	SPA	5	11:36,377	02:13,512	5	-7 Lap	-2 Lap	103,52		EV
.	24	RAMIREZ,Marcos	CADIZ	MIR RACING	SPA	5	11:45,611	02:16,586	4	-7 Lap	00:09,234	102,17		EV
.	11	NAVARRO,Jorge	POBLA V.	MIR RACING	SPA	4	09:09,519	02:11,671	4	-8 Lap	-1 Lap	104,95		EV
.	44	FERRERO,Miguel	ALICANTE	MIR RACING	SPA	3	07:29,214	02:20,777	3	-9 Lap	-1 Lap	96,29		EV
<b>Abandono:</b>														
.	23	MANRIQUE,Javier	MADRID	MIR RACING	SPA		ABANDONOSTART			-12 Lap	-3 Lap			EV
.	8	PALLUOTTO,Niccolo	LATINA	MIR RACING	ITA		ABANDONOSTART			-12 Lap				EV

Best Lap: Rider 18 - MIÑANA,Adrián - Time: 02:10,527 at 110,46 Km/h

Circuit de la C.Valenciana

Final Official

Provisional Official

Length: 4005 Hour: 14:20:00

JURY:

C.of the Course:

C.Timekeeper:

Hour:

Hour:

Hour: 15:27:44





# CAMPEONATO MEDITERRANEO VELOCIDAD-CUNA C.

28 - 29 de Noviembre de 2009

Laps: 12

Circuit de la C.Valenciana  
Length: 4005 metros

## Results

## Carrera PGP-EVO CC

Pos.	N.	Rider	Team	Motorcycle	Nat.	Laps	Time	Best Lap	iL	Gap	Interval	Speed	Pt.	Cat.
1	73	VELA, Antonio	ALCAZAR S.J.	MIR RACING	SPA	12	27:14,663	02:11,743	4			105,84	25	PG
2	29	BERNE, Santos	ZARAGOZA	MIR RACING	SPA	12	27:14,827	02:12,522	4	00:00,164	00:00,164	105,83	20	PG
3	6	HERRERA, María	OROPESA	MIR RACING	SPA	12	27:43,095	02:13,859	9	00:28,432	00:28,268	104,03	16	PG
4	46	ROMAN, Ignacio	LAS GABIAS	MIR RACING	SPA	12	28:03,719	02:11,337	4	00:49,056	00:20,624	102,76	13	PG
5	38	LOPEZ, Rodrigo	AJOFRIM	MIR RACING	SPA	12	28:15,511	02:16,144	7	01:00,848	00:11,792	102,04	11	PG
6	64	RODRIGO, Jorge	RIBARROJA	MIR RACING	SPA	12	28:38,208	02:20,001	9	01:23,545	00:22,697	100,7	10	PG
7	21	GARCIA, Manuel	MANILVA	MIR RACING	SPA	12	28:39,086	02:19,896	8	01:24,423	00:00,878	100,64	9	PG
8	1	LEVY, Agustí	LLISA D'AMUNT	MIR RACING	SPA	12	29:35,060	02:17,048	5	02:20,397	00:55,974	97,47	8	PG
9	116	MIGNO, Andrea	RIMINI	MIR RACING	ITA	11	27:43,224	02:11,990	4	-1 Lap	-1 Lap	95,36	7	PG

### No Clasificados:

.	5	MARTINEZ, Jorge	TABERNES B.	MIR RACING	SPA	8	18:06,193	<b>02:10,625</b>	4	-4 Lap	-3 Lap	106,19		PG
.	57	GRANADO, Eric	SAO PAULO	MIR RACING	BRA	6	13:46,917	02:12,088	6	-6 Lap	-2 Lap	104,62		PG

Best Lap: Rider 5 - MARTINEZ, Jorge - Time: 02:10,625 at 110,38 Km/h

Circuit de la C.Valenciana

Final Official

Provisional Official

Length: 4005 Hour: 14:20:00

JURY:

C.of the Course:

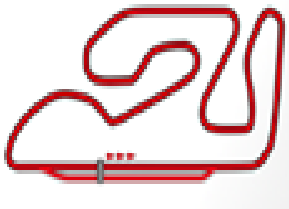
C.Timekeeper:

Hour:

Hour:

Hour: 15:29:22





Circuit de la C.Valenciana

28 - 29 de Noviembre de 2009


Circuit de la C.Valenciana

### CAMPEONATO MEDITERRANEO VELOCIDAD-CUNA C.

#### VUELTA A VUELTA SECTORES Carrera PGP-EVO CC

1 - LEVY,Agustí							4 02:11,671 00:30,608 00:34,539 00:30,346 00:36,178 186,53 15:00:15								
P.Vmax: 13 T. Ideal: 02:16,386							12 - MORBIDELLI,Franco								
V. Tiempo	Sector 1	Sector 2	Sector 3	Sector 4	V.Max	Hora	V. Tiempo	Sector 1	Sector 2	Sector 3	Sector 4	V.Max	Hora		
1	FIRST LAP	00:44,455	00:40,761	00:32,409	00:39,183	46,77	14:53:42	1	FIRST LAP	00:40,039	00:38,675	00:34,709	00:37,917	98,90	14:53:37
2	02:20,553	00:32,846	00:36,992	00:32,321	00:38,394	184,30	14:56:03	2	02:21,307	00:33,305	00:37,257	00:33,580	00:37,165	183,67	14:55:58
3	02:19,307	00:31,839	00:36,885	00:32,487	00:38,096	183,05	14:58:22	3	02:14,988	00:31,386	00:35,570	00:31,645	00:36,387	189,47	14:58:13
4	02:17,616	00:31,956	00:36,764	00:31,599	00:37,297	180,60	15:00:40	4	02:13,614	00:30,835	00:35,303	00:31,346	00:36,130	186,21	15:00:27
5	02:17,048	00:31,286	00:36,300	00:31,583	00:37,879	181,51	15:02:57	5	02:13,889	00:30,870	00:35,023	00:31,559	00:36,437	184,93	15:02:40
6	02:20,911	00:32,144	00:37,773	00:32,604	00:38,390	179,40	15:05:18	6	02:12,066	00:30,459	00:34,538	00:31,050	00:36,019	184,93	15:04:53
7	02:19,801	00:31,969	00:37,366	00:32,328	00:38,138	180,60	15:07:37	7	02:12,749	00:30,501	00:34,848	00:31,354	00:36,046	183,05	15:07:05
8	02:17,989	00:32,105	00:36,979	00:31,503	00:37,402	180,60	15:09:55	8	02:13,581	00:30,889	00:34,960	00:31,098	00:36,634	185,25	15:09:19
9	02:18,654	00:31,403	00:36,407	00:32,296	00:38,548	180,60	15:12:14	9	02:12,131	00:30,429	00:34,815	00:30,781	00:36,106	185,89	15:11:31
10	02:25,927	00:32,910	00:38,207	00:33,712	00:41,098	180,30	15:14:40	10	02:13,554	00:30,440	00:35,078	00:31,555	00:36,481	183,36	15:13:45
11	02:37,632	00:34,586	00:41,277	00:37,191	00:44,578	165,64	15:17:18	11	02:13,589	00:30,735	00:35,325	00:31,399	00:36,130	185,57	15:15:58
12	03:22,814	00:40,167	00:50,151	00:49,383	01:03,113	150,00	15:20:40	12	03:11,983	01:05,624	00:51,718	00:35,000	00:39,641	185,89	15:19:10
3 - CHOLBI,Javier							16 - MIRA,Ricardo								
P.Vmax: 2 T. Ideal: 02:10,293							P.Vmax: 4 T. Ideal: 02:10,642								
V. Tiempo	Sector 1	Sector 2	Sector 3	Sector 4	V.Max	Hora	V. Tiempo	Sector 1	Sector 2	Sector 3	Sector 4	V.Max	Hora		
1	FIRST LAP	00:38,550	00:35,998	00:31,205	00:36,657	65,93	14:53:28	1	FIRST LAP	00:40,674	00:38,111	00:32,487	00:36,917	61,82	14:53:34
2	02:12,351	00:30,304	00:34,871	00:30,687	00:36,489	183,67	14:55:40	2	02:15,113	00:31,454	00:36,159	00:31,223	00:36,277	182,74	14:55:49
3	02:12,272	00:29,989	00:34,626	00:30,641	00:37,016	183,36	14:57:52	3	02:13,378	00:30,769	00:35,609	00:31,009	00:35,991	183,36	14:58:02
4	02:13,976	00:31,005	00:35,237	00:31,062	00:36,672	180,90	15:00:06	4	02:12,285	00:30,525	00:35,622	00:30,339	00:35,799	182,12	15:00:14
5	02:13,001	00:30,648	00:34,797	00:30,854	00:36,702	184,30	15:02:19	5	02:12,229	00:30,476	00:35,490	00:30,460	00:35,803	183,05	15:02:27
6	02:13,319	00:30,234	00:34,925	00:30,817	00:37,343	183,36	15:04:33	6	02:12,761	00:30,941	00:35,411	00:30,349	00:36,060	182,74	15:04:39
7	02:12,626	00:30,494	00:34,889	00:30,393	00:36,850	181,21	15:06:45	7	02:12,205	00:30,648	00:35,279	00:30,516	00:35,762	183,05	15:06:51
8	02:11,852	00:30,716	00:34,356	00:29,942	00:36,838	183,99	15:08:57	8	02:12,032	00:30,569	00:35,238	00:30,193	00:36,032	183,67	15:09:04
9	02:14,630	00:30,746	00:35,256	00:31,321	00:37,307	182,43	15:11:12	9	02:10,690	00:30,400	00:34,688	00:30,011	00:35,591	183,05	15:11:14
10	02:13,487	00:30,647	00:34,487	00:31,305	00:37,048	183,99	15:13:25	10	02:12,017	00:30,352	00:35,244	00:30,333	00:36,088	183,99	15:13:26
11	02:13,961	00:31,034	00:35,671	00:30,708	00:36,548	185,89	15:15:39	11	02:13,463	00:30,569	00:35,410	00:31,272	00:36,212	187,18	15:15:40
12	02:11,259	00:30,158	00:34,874	00:30,221	00:36,006	189,14	15:17:50	12	02:16,183	00:30,739	00:35,325	00:30,680	00:39,439	188,15	15:17:56
5 - MARTINEZ,Jorge							18 - MIÑANA,Adrián								
P.Vmax: 20 T. Ideal: 02:10,614							P.Vmax: 3 T. Ideal: 02:10,152								
V. Tiempo	Sector 1	Sector 2	Sector 3	Sector 4	V.Max	Hora	V. Tiempo	Sector 1	Sector 2	Sector 3	Sector 4	V.Max	Hora		
1	FIRST LAP	00:40,234	00:38,598	00:33,553	00:38,783	65,93	14:53:36	1	FIRST LAP	00:43,317	00:38,007	00:32,899	00:37,329	41,21	14:53:37
2	02:17,203	00:32,158	00:36,559	00:31,176	00:37,310	178,22	14:55:54	2	02:14,114	00:32,027	00:35,137	00:30,486	00:36,464	182,74	14:55:51
3	02:13,549	00:30,810	00:35,669	00:30,959	00:36,111	178,22	14:58:07	3	02:12,146	00:30,242	00:34,906	00:30,749	00:36,249	182,12	14:58:03
4	02:10,625	00:30,300	00:34,541	00:29,822	00:35,962	179,40	15:00:18	4	02:11,622	00:30,967	00:34,788	00:30,151	00:35,716	181,82	15:00:15
5	02:12,952	00:30,289	00:35,403	00:30,282	00:36,978	178,51	15:02:31	5	02:12,847	00:30,346	00:35,473	00:30,935	00:36,093	186,21	15:02:28
6	02:13,374	00:30,683	00:35,281	00:30,398	00:37,012	177,34	15:04:44	6	02:12,332	00:30,360	00:35,478	00:30,445	00:36,049	183,67	15:04:40
7	02:14,088	00:30,719	00:35,613	00:30,536	00:37,220	177,34	15:06:58	7	02:12,076	00:30,691	00:35,305	00:30,336	00:35,744	183,36	15:06:52
8	02:13,234	00:30,500	00:35,719	00:30,158	00:36,857	176,47	15:09:12	8	02:11,815	00:30,360	00:35,321	00:30,157	00:35,977	185,57	15:09:04
6 - HERRERA,Maria							21 - GARCIA,Manuel								
P.Vmax: 24 T. Ideal: 02:13,300							P.Vmax: 22 T. Ideal: 02:19,414								
V. Tiempo	Sector 1	Sector 2	Sector 3	Sector 4	V.Max	Hora	V. Tiempo	Sector 1	Sector 2	Sector 3	Sector 4	V.Max	Hora		
1	FIRST LAP	00:45,371	00:40,945	00:33,282	00:39,254	41,21	14:53:44	1	FIRST LAP	00:46,027	00:40,956	00:33,902	00:39,231	82,38	14:53:45
2	02:19,684	00:32,172	00:36,774	00:32,007	00:38,731	173,91	14:56:04	2	02:24,894	00:34,510	00:38,535	00:33,314	00:38,535	177,92	14:56:10
3	02:17,067	00:31,362	00:36,806	00:31,603	00:37,296	174,76	14:58:21	3	02:20,691	00:32,862	00:37,221	00:32,843	00:37,765	177,05	14:58:31
4	02:14,334	00:30,822	00:35,568	00:30,821	00:37,123	171,16	15:00:35	4	02:21,567	00:32,675	00:37,440	00:33,162	00:38,290	173,91	15:00:53
5	02:16,061	00:31,357	00:35,811	00:31,120	00:37,773	174,48	15:02:51	5	02:21,180	00:32,757	00:37,768	00:32,734	00:37,921	177,34	15:03:14
6	02:17,674	00:32,049	00:36,442	00:32,259	00:36,924	170,35	15:05:09	6	02:20,846	00:32,567	00:37,636	00:32,859	00:37,784	174,76	15:05:35
7	02:15,413	00:30,889	00:35,713	00:30,946	00:37,865	171,70	15:07:24	7	02:20,683	00:32,476	00:37,429	00:32,885	00:37,893	175,04	15:07:55
8	02:14,054	00:30,739	00:35,353	00:30,608	00:37,354	172,52	15:09:38	8	02:19,896	00:32,392	00:37,055	00:32,536	00:37,913	173,08	15:10:15
9	02:13,859	00:31,043	00:35,293	00:30,344	00:37,179	171,16	15:11:52	9	02:21,179	00:32,355	00:36,758	00:33,577	00:38,489	176,76	15:12:36
10	02:15,470	00:31,584	00:35,788	00:31,142	00:36,956	173,63	15:14:08	10	02:21,569	00:32,849	00:37,354	00:33,210	00:38,156	175,90	15:14:58
11	02:14,836	00:30,861	00:35,779	00:30,817	00:37,379	173,91	15:16:23	11	02:23,404	00:32,783	00:38,002	00:33,748	00:38,871	176,76	15:17:21
12	02:25,791	00:39,452	00:37,365	00:31,428	00:37,546	138,46	15:18:48	12	02:23,061	00:33,581	00:37,684	00:32,929	00:38,867	178,81	15:19:44
11 - NAVARRO,Jorge															
P.Vmax: 9 T. Ideal: 02:11,344															
V. Tiempo	Sector 1	Sector 2	Sector 3	Sector 4	V.Max	Hora									
1	FIRST LAP	00:40,941	00:38,908	00:33,344	00:38,177	54,93	14:53:37								
2	02:14,357	00:32,392	00:35,499	00:30,430	00:36,036	184,93	14:55:51								
3	02:12,121	00:30,423	00:34,832	00:30,698	00:36,168	180,30	14:58:03								





Circuit de la C. Valenciana

28 - 29 de Noviembre de 2009

Circuit de la C. Valenciana

CAMPEONATO MEDITERRANEO VELOCIDAD-CUNA C.

VUELTA A VUELTA SECTORES Carrera PGP-EVO CC

Table for driver 24 - RAMIREZ, Marcos. Columns: V. Tiempo, Sector 1, Sector 2, Sector 3, Sector 4, V.Max, Hora. Rows: 1-5.

Table for driver 44 - FERRERO, Miguel. Columns: V. Tiempo, Sector 1, Sector 2, Sector 3, Sector 4, V.Max, Hora. Rows: 1-3.

Table for driver 29 - BERNE, Santos. Columns: V. Tiempo, Sector 1, Sector 2, Sector 3, Sector 4, V.Max, Hora. Rows: 1-12.

Table for driver 46 - ROMAN, Ignacio. Columns: V. Tiempo, Sector 1, Sector 2, Sector 3, Sector 4, V.Max, Hora. Rows: 1-12.

Table for driver 31 - SEÑORIS, Rubén. Columns: V. Tiempo, Sector 1, Sector 2, Sector 3, Sector 4, V.Max, Hora. Rows: 1-11.

Table for driver 50 - RAMON, Vicente. Columns: V. Tiempo, Sector 1, Sector 2, Sector 3, Sector 4, V.Max, Hora. Rows: 1-12.

Table for driver 37 - RODRIGUEZ, Pedro. Columns: V. Tiempo, Sector 1, Sector 2, Sector 3, Sector 4, V.Max, Hora. Rows: 1-7.

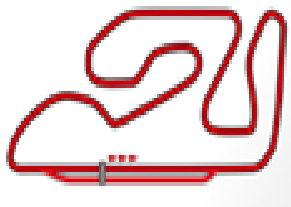
Table for driver 54 - ESCALANTE, Ricardo. Columns: V. Tiempo, Sector 1, Sector 2, Sector 3, Sector 4, V.Max, Hora. Rows: 1-11.

Table for driver 38 - LOPEZ, Rodrigo. Columns: V. Tiempo, Sector 1, Sector 2, Sector 3, Sector 4, V.Max, Hora. Rows: 1-12.

Table for driver 55 - ZARAPICO, Daniel. Columns: V. Tiempo, Sector 1, Sector 2, Sector 3, Sector 4, V.Max, Hora. Rows: 1-5.

Table for driver 57 - GRANADO, Eric. Columns: V. Tiempo, Sector 1, Sector 2, Sector 3, Sector 4, V.Max, Hora. Rows: 1-1.





Circuit de la C.Valenciana

CAMPEONATO MEDITERRANEO VELOCIDAD-CUNA C.

VUELTA A VUELTA SECTORES Carrera PGP-EVO CC

2	02:18,697	00:32,684	00:36,285	00:32,309	00:37,419	178,22	14:55:58	10	02:19,138	00:32,198	00:36,896	00:32,233	00:37,811	176,47	15:16:29
3	02:16,088	00:31,912	00:36,442	00:30,876	00:36,858	178,81	14:58:14	11	02:19,557	00:32,723	00:36,588	00:31,998	00:38,248	175,90	15:18:49
4	02:13,546	00:30,913	00:34,903	00:31,274	00:36,456	178,22	15:00:27								
5	02:12,870	00:30,662	00:35,035	00:30,841	<b>00:36,332</b>	<b>179,10</b>	15:02:40								
6	<b>02:12,088</b>	<b>00:30,262</b>	<b>00:34,673</b>	<b>00:30,583</b>	00:36,570	176,76	15:04:52								

64 - RODRIGO, Jorge P.Vmax: 16 T. Ideal: 02:18,895

V. Tiempo	Sector 1	Sector 2	Sector 3	Sector 4	V.Max	Hora	
1	FIRST LAP	00:43,142	00:38,000	00:33,850	00:40,960	49,45	14:53:41
2	02:21,343	00:33,284	00:37,221	<b>00:32,345</b>	00:38,493	182,43	14:56:03
3	02:20,773	00:32,323	00:37,606	00:32,686	00:38,158	<b>182,74</b>	14:58:23
4	02:20,402	00:32,495	00:37,425	00:32,390	<b>00:38,092</b>	179,40	15:00:44
5	02:21,780	00:32,500	00:36,709	00:32,865	00:39,706	180,60	15:03:06
6	02:22,601	00:33,037	00:37,759	00:32,989	00:38,816	178,22	15:05:28
7	02:23,065	00:32,751	00:37,598	00:33,366	00:39,350	179,10	15:07:51
8	02:22,668	00:33,179	00:37,677	00:33,200	00:38,612	180,30	15:10:14
9	<b>02:20,001</b>	<b>00:32,203</b>	<b>00:36,255</b>	00:33,117	00:38,426	180,30	15:12:34
10	02:22,404	00:33,044	00:37,113	00:33,357	00:38,890	179,40	15:14:56
11	02:23,886	00:33,468	00:37,980	00:33,883	00:38,555	179,70	15:17:20
12	02:23,333	00:34,652	00:37,395	00:32,942	00:38,344	179,70	15:19:44

73 - VELA, Antonio P.Vmax: 11 T. Ideal: 02:11,578

V. Tiempo	Sector 1	Sector 2	Sector 3	Sector 4	V.Max	Hora	
1	FIRST LAP	00:44,550	00:39,417	00:32,334	00:38,521	52,05	14:53:40
2	02:17,718	00:32,920	00:35,801	00:31,635	00:37,362	177,92	14:55:58
3	02:14,650	00:32,087	00:35,353	00:30,397	00:36,813	179,70	14:58:13
4	<b>02:11,743</b>	<b>00:30,675</b>	00:34,808	<b>00:29,789</b>	<b>00:36,471</b>	175,61	15:00:24
5	02:13,128	00:30,987	<b>00:34,643</b>	00:30,304	00:37,194	<b>184,93</b>	15:02:37
6	02:13,011	00:31,042	00:34,692	00:30,398	00:36,879	175,90	15:04:50
7	02:13,465	00:30,981	00:34,833	00:30,360	00:37,291	172,52	15:07:04
8	02:14,096	00:31,072	00:34,756	00:30,685	00:37,583	177,05	15:09:18
9	02:15,371	00:31,166	00:35,324	00:31,120	00:37,761	175,04	15:11:33
10	02:14,654	00:30,969	00:35,399	00:30,878	00:37,408	180,00	15:13:48
11	02:16,212	00:31,383	00:35,251	00:31,609	00:37,969	175,90	15:16:04
12	02:15,793	00:31,838	00:35,845	00:31,050	00:37,060	179,70	15:18:20

75 - GARCIA, Francisco P.Vmax: 4 T. Ideal: 02:19,868

V. Tiempo	Sector 1	Sector 2	Sector 3	Sector 4	V.Max	Hora	
1	FIRST LAP	00:44,260	00:42,857	00:37,131	00:41,083	54,93	14:53:51
2	02:29,461	00:36,113	00:39,513	00:34,918	00:38,917	182,12	14:56:20
3	02:23,862	00:33,108	00:37,787	00:34,104	00:38,863	184,30	14:58:44
4	<b>02:19,868</b>	<b>00:32,316</b>	<b>00:37,267</b>	<b>00:32,471</b>	<b>00:37,814</b>	183,67	15:01:04
5	02:22,410	00:32,500	00:38,043	00:33,644	00:38,223	186,21	15:03:26
6	02:27,773	00:33,875	00:40,109	00:34,267	00:39,522	184,62	15:05:54
7	02:25,530	00:32,971	00:39,637	00:33,659	00:39,263	181,82	15:08:20
8	02:26,965	00:33,750	00:39,407	00:34,588	00:39,220	185,57	15:10:47
9	02:28,706	00:34,126	00:38,997	00:35,565	00:40,018	180,90	15:13:15
10	02:26,753	00:33,447	00:39,137	00:34,411	00:39,758	185,89	15:15:42
11	02:27,285	00:33,889	00:39,286	00:34,789	00:39,321	187,83	15:18:09

116 - MIGNO, Andrea P.Vmax: 16 T. Ideal: 02:11,990

V. Tiempo	Sector 1	Sector 2	Sector 3	Sector 4	V.Max	Hora	
1	FIRST LAP	00:42,724	00:38,238	00:32,826	00:38,143	47,08	14:53:37
2	02:19,994	00:33,733	00:36,844	00:32,264	00:37,153	180,90	14:55:57
3	02:14,906	00:31,959	00:35,717	00:30,767	00:36,463	178,81	14:58:12
4	<b>02:11,990</b>	<b>00:31,285</b>	<b>00:34,687</b>	<b>00:30,016</b>	<b>00:36,002</b>	178,51	15:00:24
5	04:10,720	02:13,763	00:42,154	00:34,764	00:40,039	<b>182,74</b>	15:04:35
6	02:24,156	00:35,280	00:37,947	00:32,483	00:38,446	149,58	15:06:59
7	02:28,671	00:37,396	00:38,838	00:33,070	00:39,367	173,35	15:09:28
8	02:23,670	00:33,482	00:37,153	00:33,952	00:39,083	173,08	15:11:51
9	02:18,491	00:32,932	00:36,226	00:31,721	00:37,612	173,63	15:14:10

