**GP GENERALI DE LA COMUNITAT VALENCIANA****Qualifying Practice Nr. 1****Chronological Analysis of Performances****8**

		Time from finish line to 1st intermediate				Time from 2nd intermed. to 3rd intermed.								
		Time from 1st intermed. to 2nd intermed.				Time from 3rd intermediate to finish line								
Lap	Lap Time	T1	T2	T3	T4	Speed	Lap	Lap Time	T1	T2	T3	T4	Speed	
1st	11	Alex ESCRIG Cuna de Campeones SPA												
		Runs=2	Total laps=10	Full laps=7										
1	2'12.075	30.609	34.437	29.724	37.305									
2	2'14.058	33.010	34.338	29.301	37.409	141.0								
3	2'12.542	31.121	33.541	28.818	39.062	140.2								
4	2'12.910	31.685	34.635	29.181	37.409	139.3								
5	2'19.696 P	31.480	34.046	30.535	43.635	141.2								
6	6'41.549	4'54.543	38.786	30.146	38.074									
7	2'12.618	31.404	34.101	29.042	38.071	140.9								
8	2'11.909	31.308	33.835	29.140	37.626	142.0								
9	2'10.950	31.295	33.448	28.794	37.413	141.8								
10	2'09.889	31.399	32.805	28.445	37.240	141.6								
5th	91	Aitor ANDUJAR Cuna de Campeones SPA												
		Runs=2	Total laps=11	Full laps=8										
1	2'38.468	49.440	38.942	31.606	38.480									
2	2'14.113	31.705	34.852	29.703	37.853	142.5								
3	2'12.863	31.458	34.303	29.523	37.579	142.3								
4	2'11.558	30.890	34.322	29.269	37.077	143.1								
5	2'11.585	31.606	33.859	28.822	37.298	143.0								
6	2'11.883	30.948	34.189	29.350	37.396	142.5								
7	2'12.038	31.173	33.826	29.415	37.624	142.3								
8	2'19.367 P	31.370	37.480	29.512	41.005	142.4								
9	4'01.109	2'18.444	35.990	29.066	37.609									
10	2'10.971	30.602	33.517	29.139	37.713	145.4								
11	2'10.987	31.067	33.374	29.073	37.473	143.5								
6th	96	Daniel HOLGADO Cuna de Campeones SPA												
		Runs=1	Total laps=11	Full laps=10										
1	3'02.613	1'15.231	37.737	31.015	38.630									
2	2'15.830	32.084	35.651	30.139	37.956	142.7								
3	2'12.921	31.124	34.662	29.418	37.717	143.6								
4	2'14.774	31.558	34.736	29.933	38.547	145.4								
5	2'12.679	31.499	34.095	29.238	37.847	143.5								
6	2'12.975	31.258	34.902	29.376	37.439	144.2								
7	2'11.610	31.244	33.802	29.307	37.257	143.7								
8	2'11.095	30.956	33.655	29.336	37.148	142.4								
9	2'11.149	30.674	33.714	28.842	37.919	144.6								
10	2'11.620	30.749	34.263	29.179	37.429	146.0								
11	2'11.389	31.011	33.569	28.959	37.850	143.0								
7th	89	Marcos URIARTE Cuna de Campeones SPA												
		Runs=2	Total laps=7	Full laps=7										
1	2'33.013	44.716	37.524	32.387	38.386									
2	2'13.940	32.121	34.647	29.944	37.228	147.2								
3	2'11.939	31.273	34.172	29.047	37.447	144.4								
4	2'11.268	31.302	33.984	29.038	36.944	142.3								
5	2'11.763	31.811	33.877	28.742	37.333	145.3								
6	2'11.999	31.175	34.961	28.855	37.008	144.3								
7	2'49.414 P	35.640	42.695	40.428	50.651	144.4								
8th	31	Adrian FERNANDEZ Cuna de Campeones SPA												
		Runs=2	Total laps=8	Full laps=4										
1	2'55.330	1'03.359	38.413	34.275	39.283									
	unfinished	32.153				138.5								
2	8'19.130		40.532	34.369	40.973									
3	2'32.854 P	34.768	39.262	34.621	44.203	139.2								
4	6'02.734	4'14.075	37.912	31.053	39.694									
5	2'18.429	33.263	35.798	30.527	38.841	142.8								
6	2'14.878	32.336	34.616	29.739	38.187	141.8								
7	2'11.768	32.022	33.490	29.081	37.175	141.0								

Fastest Lap: Alex ESCRIG Cuna de Campeones SPA **2'09.889** 31.399 32.805 28.445 37.240

DORNA DATA PROCESSING TIMING SERVICE DORNA DATA PROCESSING TIMING SERVICE DORNA DATA PROCESSING TIMING SERVICE DORNA DATA PROCESSING TIMING SERVICE DORNA DATA PROCESSING TIMING SERVICE DORNA DATA PROCESSING TIMING SERVICE DORNA DATA PROCCESSS

Qualifying Practice Nr. 1

Cuna 140

Lap	Lap Time	T1	T2	T3	T4	Speed	Lap	Lap Time	T1	T2	T3	T4	Speed	
9th 15 Marcos GARCIA Cuna de Campeones SPA														
Runs=2			Total laps=6			Full laps=3								
1	2'33.317	45.165	37.455	32.262	38.435		7	5'21.286 P	3'33.039	34.395	29.506	44.346		
2	2'20.969 P	31.703	35.050	30.138	44.078	146.2	8	3'48.824	2'06.862	34.207	29.633	38.122		
3	13'39.084	11'54.462	37.409	29.701	37.512		9	2'12.262	31.495	33.471	28.894	38.402	138.9	
4	2'11.985	30.951	34.420	28.919	37.695	146.4								
5	2'13.247	32.268	34.212	29.569	37.198	146.5								
6	2'13.615	31.079	35.682	28.903	37.951	144.9								
10th 26 Adam IÑIGUEZ Cuna de Campeones SPA														
Runs=1			Total laps=6			Full laps=4								
1	2'45.614	56.662	38.495	31.204	39.253									
2	2'14.531	32.262	34.555	29.673	38.041	136.1								
3	2'13.400	31.808	34.811	29.599	37.182	136.3								
4	2'12.345	31.636	34.465	29.234	37.010	138.1								
5	2'11.997	31.504	33.730	29.035	37.728	139.3								
unfinished		31.522				138.3								
11th 3 Artem MARAEV Cuna de Campeones RUS														
Runs=2			Total laps=10			Full laps=10								
1	2'30.646	44.339	36.525	31.016	38.766									
2	2'16.310	32.958	35.750	29.635	37.967	137.9								
3	2'13.302	32.016	34.407	29.160	37.719	137.5								
4	2'15.152	32.364	34.623	29.658	38.507	136.5								
5	2'14.785	33.238	34.063	30.164	37.320	131.7								
6	2'12.102	31.881	33.831	28.919	37.471	137.6								
7	2'12.864	31.836	34.267	29.106	37.655	137.0								
8	2'12.359	31.542	34.145	29.083	37.589	137.3								
9	2'13.932	31.772	33.732	29.345	39.083	136.6								
10	2'21.063 P	32.192	34.852	29.727	44.292	137.8								
16th 82 Bryan AGUILAR Cuna de Campeones SPA														
Runs=2			Total laps=10			Full laps=7								
1	3'11.201	1'14.586	43.050	34.113	39.452									
2	2'15.529	32.542	35.154	29.866	37.967	140.9								
3	2'14.263	31.911	34.486	29.528	38.338	141.7								
4	2'15.208	32.124	34.678	29.676	38.730	141.5								
5	2'14.419	32.915	34.098	29.383	38.023	140.3								
6	2'12.975	31.831	34.328	29.378	37.438	144.4								
7	2'13.473	31.551	33.859	29.712	38.351	144.0								
8	2'12.816	31.138	33.922	29.455	38.301	143.9								
9	2'16.351 P	31.452	34.471	29.979	40.449	143.1								
10	5'32.306	3'47.167	37.774	29.600	37.765									
17th 21 Javier MIGUEL Cuna de Campeones SPA														
Runs=2			Total laps=10			Full laps=7								
1	2'30.600	40.811	38.484	31.016	40.289									
2	2'17.685	32.876	35.950	30.077	38.782	139.8								
3	2'15.115	32.195	34.588	29.644	38.688	139.0								
4	2'14.061	32.049	35.364	29.414	37.234	139.0								
5	2'16.863 P	32.395	34.104	29.622	40.742	140.9								
6	6'16.305	4'31.791	36.151	30.049	38.314									
7	2'16.048	34.052	34.433	29.058	38.505	140.2								
8	2'13.973	31.913	34.125	29.232	38.703	140.8								
9	2'13.253	31.965	34.038	29.440	37.810	139.8								
10	2'12.864	31.863	33.756	29.102	38.143	140.9								
18th 86 Jon BARBERO Cuna de Campeones SPA														
Runs=1			Total laps=11			Full laps=10								
1	3'25.093	1'27.878	43.798	33.410	40.007									
2	2'19.472	33.093	36.411	30.534	39.434	136.4								
3	2'17.589	33.080	35.763	30.291	38.455	139.5								
4	2'15.870	32.241	35.286	30.120	38.223	138.7								
5	2'15.710	32.770	35.111	29.888	37.941	142.2								
6	2'14.593	32.108	34.703	29.543	38.239	139.8								
7	2'13.518	31.380	34.596	29.405	38.137	139.2								
8	2'13.626	31.349	34.510	29.339	38.428	140.1								
9	2'15.512	31.457	33.912	30.313	39.830	141.3								
10	2'12.900	31.377	33.904	29.526	38.093	141.0								
11	2'13.159	31.303	34.451	29.119	38.286	140.7								
14th 13 Oscar ALMONACIL Cuna de Campeones SPA														
Runs=3			Total laps=9			Full laps=5								
1	2'49.835	1'02.936	37.481	31.032	38.386									
2	2'15.126	32.210	35.038	29.988	37.890	137.4								
3	2'13.463	31.871	34.202	29.733	37.657	138.7								
4	2'14.076	31.505	35.484	29.430	37.657	139.8								
5	2'12.553	31.594	33.903	29.393	37.663	139.5								
6	2'26.531 P	33.185	36.589	30.336	46.421	139.9								
19th 9 Chencho AMBER Cuna de Campeones SPA														
Runs=1			Total laps=11			Full laps=10								
1	3'47.355	1'27.498	51.493	42.427	45.937									
2	2'27.427	36.321	38.907	31.884	40.315	139.4								
3	2'18.246	32.849	35.699	30.605	39.093	140.8								

Fastest Lap: Alex ESCRIG	Cuna de Campeones	SPA	2'09.889	31.399	32.805	28.445	37.240
---------------------------------	-------------------	-----	----------	--------	--------	--------	--------

DORNA DATA PROCESSING TIMING SERVICE DORNA DATA PROCESSING TIMING SERVICE DORNA DATA PROCESSING TIMING SERVICE DORNA DATA PROCESSING TIMING SERVICE DORNA DATA PROCESSING TIMING SERVICE DORNA DATA PROCESSING TIMING SERVICE DORNA DATA PROCESSING TIMING SERVICE DORNA DATA PROCESSESS

Qualifying Practice Nr. 1

Cuna 140

Lap	Lap Time	T1	T2	T3	T4	Speed	Lap	Lap Time	T1	T2	T3	T4	Speed	
							24th	25	Luis VERDUGO				Cuna de Campeones SPA	
										Runs=1	Total laps=11	Full laps=10		
1	2'46.902	52.766	40.304	33.194	40.638									
2	2'22.230	34.200	37.707	30.965	39.358	140.6								
3	2'19.090	33.623	35.800	30.611	39.056	139.6								
4	2'18.226	32.886	35.718	30.454	39.168	142.1								
5	2'18.946	34.143	35.364	30.541	38.898	144.1								
6	2'17.166	32.855	35.466	30.303	38.542	140.7								
7	2'17.043	33.076	34.868	30.240	38.859	141.3								
8	2'16.379	32.461	35.162	30.121	38.635	140.7								
9	2'18.081	32.423	34.941	31.091	39.626	142.2								
10	2'16.284	32.400	34.856	30.333	38.695	142.2								
11	2'15.642	32.172	34.681	30.094	38.695	142.4								
							20th	69	Marcos RUDA				Cuna de Campeones SPA	
										Runs=3	Total laps=9	Full laps=4		
1	3'38.542	1'30.458	47.854	36.390	43.840									
2	2'27.193	35.942	37.631	32.636	40.984	124.2								
3	2'28.153	P 34.776	36.733	31.574	45.070	124.0								
4	3'06.589	1'21.528	35.771	30.744	38.546									
5	2'16.001	32.671	35.814	29.695	37.821	139.3								
6	2'16.804	32.133	35.365	29.783	39.523	142.9								
7	2'14.606	32.095	35.007	29.583	37.921	141.7								
8	2'16.500	P 31.534	34.138	29.231	41.597	143.7								
9	4'45.420	P 2'58.024	34.277	29.278	43.841									
							21st	87	Faustino CAÑERO				Cuna de Campeones SPA	
										Runs=1	Total laps=11	Full laps=10		
1	2'32.532	39.885	40.118	31.896	40.633									
2	2'20.061	33.083	36.103	31.207	39.668	139.4								
3	2'17.819	32.288	35.435	30.516	39.580	140.2								
4	2'17.012	32.324	35.251	30.799	38.638	140.1								
5	2'15.823	32.181	34.629	30.136	38.877	140.9								
6	2'16.518	32.143	34.957	30.342	39.076	140.5								
7	2'16.292	32.145	34.493	30.667	39.987	140.4								
8	2'16.244	32.395	35.029	30.096	38.724	136.8								
9	2'14.632	31.909	34.759	29.564	38.400	140.5								
10	2'15.751	31.802	35.067	30.062	38.820	142.1								
11	2'15.209	31.929	34.537	29.644	39.099	138.5								
							22nd	12	Ricardo SORIANO				Cuna de Campeones SPA	
										Runs=1	Total laps=11	Full laps=10		
1	3'14.618	1'22.564	38.467	32.666	40.921									
2	2'17.083	32.401	35.756	30.210	38.716	139.2								
3	2'16.947	32.073	35.820	30.129	38.925	139.1								
4	2'15.995	32.229	35.064	30.061	38.641	139.0								
5	2'15.704	32.206	35.152	29.839	38.507	139.1								
6	2'16.122	32.155	35.595	29.948	38.424	138.0								
7	2'15.421	32.139	34.813	29.892	38.577	138.5								
8	2'15.256	32.024	34.970	29.663	38.599	138.3								
9	2'15.206	31.979	34.795	29.753	38.679	139.8								
10	2'14.921	31.807	34.563	29.826	38.725	139.5								
11	2'15.356	31.973	34.783	29.637	38.963	137.9								
							23rd	2	Ondrej VOSTATEK				Cuna de Campeones CZE	
										Runs=2	Total laps=10	Full laps=10		
1	2'52.385	59.540	39.393	33.395	40.057									
2	2'20.379	33.576	36.126	31.342	39.335	135.4								
3	2'18.393	33.216	35.338	30.238	39.601	137.0								
4	2'15.480	32.262	35.144	29.695	38.379	137.9								
5	2'17.910	33.259	34.955	29.973	39.723	143.0								
6	2'16.645	32.845	35.337	29.857	38.606	138.9								
7	2'16.410	32.653	34.796	30.260	38.701	138.0								
8	2'15.554	31.903	34.871	29.908	38.872	140.8								
9	2'17.916	32.629	35.310	30.658	39.319	140.0								
10	2'17.753	P 32.286	34.800	30.145	40.522	138.5								
							27th	52	Alejandro MUÑOZ				Cuna de Campeones SPA	
										Runs=2	Total laps=10	Full laps=7		
1	3'12.556	1'11.100	44.886	34.390	42.180									
2	2'23.717	34.203	37.003	31.491	41.020	133.2								
3	2'20.504	33.490	36.267	30.925	39.822	135.5								
4	2'20.614	34.030	36.189	30.685	39.710	133.2								
5	2'18.440	33.861	35.366	30.235	38.978	134.1								
6	2'25.487	37.050	37.068	30.995	40.374	126.2								
7	2'25.418	P 34.490	37.028	31.795	42.105	133.9								
8	3'13.658	1'26.322	35.857	30.808	40.671									
9	2'20.628	33.846	36.409	30.623	39.750	135.2								
10	2'31.097	43.491	36.551	30.584	40.471	97.9								
							28th	5	Julio HERRAEZ				Cuna de Campeones SPA	
										Runs=1	Total laps=11	Full laps=10		
1	3'17.059	1'14.425	43.004	36.820	42.810									
2	2'25.708	35.020	38.135	31.823	40.730	137.5								
3	2'26.297	34.628	36.769	33.235	41.665	131.6								
4	2'23.603	34.078	36.053	33.333	40.139	135.0								
5	2'19.885	33.362	35.830	31.422	39.271	134.9								
6	2'20.726	33.990	35.414	31.729	39.593	133.9								
Fastest Lap: Alex ESCRIG							Cuna de Campeones SPA	2'09.889	31.399	32.805	28.445	37.240		

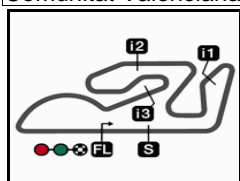
DORNA DATA PROCESSING TIMING SERVICE DORNA DATA PROCESSING TIMING SERVICE DORNA DATA PROCESSING TIMING SERVICE DORNA DATA PROCESSING TIMING SERVICE DORNA DATA PROCESSING TIMING SERVICE DORNA DATA PROCESSING TIMING SERVICE DORNA DATA PROCESSING TIMING SERVICE DORNA DATA PROCCESSS

Qualifying Practice Nr. 1

Cuna 140

Lap	Lap Time	T1	T2	T3	T4	Speed	Lap	Lap Time	T1	T2	T3	T4	Speed
34th 77 Pablo HERRERO Cuna de Campeones SPA Runs=1 Total laps=10 Full laps=9													
1	3'02.303	56.997	43.907	36.759	44.640								
2	2'35.687	36.236	41.556	34.139	43.756	134.0							
3	2'32.264	35.987	39.329	33.793	43.155	134.5							
4	2'30.171	35.908	38.590	33.218	42.455	134.3							
5	2'30.470	36.078	38.827	33.483	42.082	135.8							
6	2'30.007	36.152	38.215	33.347	42.293	132.3							
7	2'29.220	36.059	38.500	33.231	41.430	126.6							
8	2'30.315	35.518	38.233	32.872	43.692	131.6							
9	2'28.014	35.214	38.085	32.962	41.753	130.3							
10	2'28.214	35.727	37.524	32.381	42.582	132.1							
36th 64 Marc CABEDO Cuna de Campeones SPA unfinished 1'00.871													
30th 4 Germán SALINAS Cuna de Campeones SPA Runs=2 Total laps=10 Full laps=7													
1	2'34.170	41.076	39.834	32.643	40.617								
2	2'21.491	33.677	37.438	30.804	39.572	136.9							
3	2'21.056	34.239	36.872	30.911	39.034	139.7							
4	2'19.122	33.092	36.111	30.398	39.521	138.5							
5	2'20.715	33.543	36.682	30.856	39.634	137.6							
6	2'20.213	33.467	36.026	31.301	39.419	135.8							
7	2'20.464	33.253	36.464	31.655	39.092	136.5							
8	3'10.719 P	31.902	1'21.328	32.582	44.907	139.6							
9	3'51.812	2'02.249	37.243	31.848	40.472								
10	2'21.406	33.346	36.337	31.491	40.232	135.9							
31st 19 David IZQUIERDO Cuna de Campeones SPA Runs=2 Total laps=9 Full laps=6													
1	3'43.172	1'29.404	47.972	40.274	45.522								
2	2'39.719	38.061	41.359	36.147	44.152	135.6							
3	2'43.511	43.952	42.113	35.285	42.161	106.8							
4	2'47.325 P	35.959	40.677	40.850	49.839	138.0							
5	3'30.831	1'37.129	38.937	33.643	41.122								
6	2'31.313	35.029	39.383	35.367	41.534	138.7							
7	2'25.638	34.393	37.518	32.270	41.457	138.3							
8	2'28.147	38.191	36.884	32.581	40.491	138.0							
9	2'22.477	33.605	36.276	32.071	40.525	139.5							
32nd 24 Sergio BERNAL Cuna de Campeones AND Runs=2 Total laps=8 Full laps=8													
1	3'54.287	1'37.894	48.525	40.680	47.188								
2	2'38.462	38.364	40.963	35.210	43.925	129.5							
3	2'32.063	35.704	40.413	34.259	41.687	130.7							
4	2'29.888	36.176	38.846	33.759	41.107	133.0							
5	2'26.146	36.013	38.273	31.627	40.233	133.1							
6	2'25.641	35.409	37.872	32.263	40.097	132.0							
7	2'24.611	35.083	37.763	31.701	40.064	130.1							
8	2'26.612 P	34.336	37.363	31.315	43.598	132.6							
33rd 39 Miquel GAMARRA Cuna de Campeones SPA Runs=3 Total laps=8 Full laps=3													
1	2'45.858	45.810	41.900	34.625	43.523								
2	2'30.313	34.664	39.070	33.587	42.992	139.3							
3	2'49.644	35.660	39.292	52.563	42.129	141.3							
4	2'33.362 P	34.481	38.482	33.071	47.328	140.9							
5	5'41.190	3'47.705	38.610	32.853	42.022								
6	2'26.340	33.930	38.083	33.208	41.119	139.5							
7	2'33.769 P	34.027	38.398	32.516	48.828	139.2							
8	3'41.381	1'50.062	38.047	31.668	41.604								
Fastest Lap: Alex ESCRIG Cuna de Campeones SPA 2'09.889 31.399 32.805 28.445 37.240													

DORNA DATA PROCESSING TIMING SERVICE DORNA DATA PROCESSING TIMING SERVICE DORNA DATA PROCESSING TIMING SERVICE DORNA DATA PROCESSING TIMING SERVICE DORNA DATA PROCESSING TIMING SERVICE DORNA DATA PROCESSING TIMING SERVICE DORNA DATA PROCESSING TIMING SERVICE DORNA DATA PROCESSES



4005 m.

GP GENERALI DE LA COMUNITAT VALENCIANA

Qualifying Practice Nr. 1

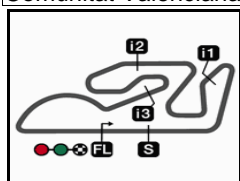
Best Partial Times

Cuna 140

IT Ideal Lap Time, sum of the best partial times

BT Best Lap Time

T1		T2		T3		T4		Pos	Rider	IT	BT	
Pos	Rider	Time	Rider	Time	Rider	Time	Rider	Time				
1	A.ANDUJAR	30.602	A.ESCRIG	32.805	I.GUEVARA	28.362	P.ACOSTA	36.720	1	A.ESCRIG	2'09.099	2'09.889 (1)
2	A.ESCRIG	30.609	I.GUEVARA	33.295	A.ESCRIG	28.445	A.CARRASCO	36.760	2	A.ANDUJAR	2'09.875	2'10.971 (5)
3	D.HOLGADO	30.674	A.ANDUJAR	33.374	A.CARRASCO	28.696	M.URIARTE	36.944	3	I.GUEVARA	2'09.904	2'10.153 (3)
4	M.GARCIA	30.951	O.ALMONACIL	33.471	P.ACOSTA	28.700	A.IÑIGUEZ	37.010	4	P.ACOSTA	2'09.907	2'10.095 (2)
5	P.ACOSTA	30.982	A.FERNANDEZ	33.490	M.URIARTE	28.742	A.ANDUJAR	37.077	5	A.CARRASCO	2'10.207	2'10.917 (4)
6	I.GUEVARA	31.038	P.ACOSTA	33.505	A.ANDUJAR	28.822	D.HOLGADO	37.148	6	D.HOLGADO	2'10.233	2'11.095 (6)
7	A.CARRASCO	31.103	D.HOLGADO	33.569	D.HOLGADO	28.842	A.FERNANDEZ	37.175	7	M.URIARTE	2'10.738	2'11.268 (7)
8	B.AGUILAR	31.138	A.CARRASCO	33.648	O.ALMONACIL	28.894	M.GARCIA	37.198	8	M.GARCIA	2'11.264	2'11.985 (9)
9	M.URIARTE	31.175	A.HUERTAS	33.673	M.GARCIA	28.903	I.GUEVARA	37.209	9	A.IÑIGUEZ	2'11.279	2'11.997 (10)
10	A.PEREZ	31.261	A.IÑIGUEZ	33.730	A.MARAEV	28.919	J.MIGUEL	37.234	10	A.MARAEV	2'11.513	2'12.102 (11)
11	J.BARBERO	31.303	A.MARAEV	33.732	A.IÑIGUEZ	29.035	A.ESCRIG	37.240	11	O.ALMONACIL	2'11.517	2'12.262 (14)
12	F.SALINAS	31.423	J.MIGUEL	33.756	J.MIGUEL	29.058	A.PEREZ	37.274	12	A.PEREZ	2'11.607	2'12.260 (13)
13	O.ALMONACIL	31.495	F.SALINAS	33.766	A.FERNANDEZ	29.081	A.MARAEV	37.320	13	A.FERNANDEZ	2'11.768	2'11.768 (8)
14	A.IÑIGUEZ	31.504	B.AGUILAR	33.859	J.BARBERO	29.119	B.AGUILAR	37.438	14	B.AGUILAR	2'11.813	2'12.816 (16)
15	M.RUDA	31.534	M.URIARTE	33.877	A.HUERTAS	29.134	F.SALINAS	37.612	15	J.MIGUEL	2'11.911	2'12.864 (17)
16	A.MARAEV	31.542	A.PEREZ	33.904	A.PEREZ	29.168	O.ALMONACIL	37.657	16	F.SALINAS	2'12.105	2'12.787 (15)
17	A.HUERTAS	31.619	J.BARBERO	33.904	M.RUDA	29.231	A.HUERTAS	37.698	17	A.HUERTAS	2'12.124	2'12.160 (12)
18	F.CAÑERO	31.802	M.RUDA	34.138	F.SALINAS	29.304	M.RUDA	37.821	18	J.BARBERO	2'12.267	2'12.900 (18)
19	C.AMBER	31.807	M.GARCIA	34.212	B.AGUILAR	29.378	J.BARBERO	37.941	19	M.RUDA	2'12.724	2'14.606 (20)
20	R.SORIANO	31.807	C.AMBER	34.304	C.AMBER	29.504	D.POVEDA	38.141	20	C.AMBER	2'14.029	2'14.258 (19)
21	J.MIGUEL	31.863	F.CAÑERO	34.493	F.CAÑERO	29.564	O.VOSTATEK	38.379	21	F.CAÑERO	2'14.259	2'14.632 (21)
22	D.POVEDA	31.871	C.GIMENEZ	34.552	R.SORIANO	29.637	F.CAÑERO	38.400	22	R.SORIANO	2'14.431	2'14.921 (22)
23	G.SALINAS	31.902	R.SORIANO	34.563	O.VOSTATEK	29.695	C.AMBER	38.414	23	O.VOSTATEK	2'14.773	2'15.480 (23)
24	O.VOSTATEK	31.903	L.VERDUGO	34.681	D.POVEDA	29.816	R.SORIANO	38.424	24	D.POVEDA	2'14.853	2'15.699 (25)



4005 m.

GP GENERALI DE LA COMUNITAT VALENCIANA

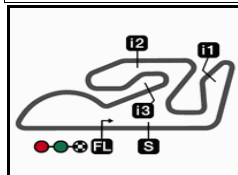
Qualifying Practice Nr. 1

Best Partial Times

Cuna 140

IT Ideal Lap Time, sum of the best partial times*BT* Best Lap Time

<i>T1</i>		<i>T2</i>		<i>T3</i>		<i>T4</i>				<i>IT</i>	<i>BT</i>	
<i>Pos</i>	<i>Rider</i>	<i>Time</i>	<i>Rider</i>	<i>Time</i>	<i>Rider</i>	<i>Time</i>	<i>Rider</i>	<i>Time</i>	<i>Pos</i>	<i>Rider</i>		
25	A.FERNANDEZ	32.022	O.VOSTATEK	34.796	L.VERDUGO	30.094	L.VERDUGO	38.542	25	L.VERDUGO	2'15.489	2'15.642 (24)
26	L.VERDUGO	32.172	D.POVEDA	35.025	C.GIMENEZ	30.123	C.GIMENEZ	38.978	26	C.GIMENEZ	2'15.849	2'15.849 (26)
27	C.GIMENEZ	32.196	J.HERRAEZ	35.284	A.MUÑOZ	30.235	A.MUÑOZ	38.978	27	G.SALINAS	2'17.360	2'19.122 (30)
28	J.SUAREZ	32.867	A.MUÑOZ	35.366	J.HERRAEZ	30.298	G.SALINAS	39.034	28	J.SUAREZ	2'17.880	2'18.574 (29)
29	J.HERRAEZ	33.289	J.SUAREZ	35.577	J.SUAREZ	30.394	J.SUAREZ	39.042	29	A.MUÑOZ	2'18.069	2'18.440 (27)
30	A.MUÑOZ	33.490	G.SALINAS	36.026	G.SALINAS	30.398	J.HERRAEZ	39.271	30	J.HERRAEZ	2'18.142	2'18.542 (28)
31	D.IZQUIERDO	33.605	D.IZQUIERDO	36.276	S.BERNAL	31.315	S.BERNAL	40.064	31	D.IZQUIERDO	2'22.443	2'22.477 (31)
32	M.GAMARRA	33.930	S.BERNAL	37.363	M.GAMARRA	31.668	D.IZQUIERDO	40.491	32	S.BERNAL	2'23.078	2'24.611 (32)
33	S.BERNAL	34.336	P.HERRERO	37.524	D.IZQUIERDO	32.071	M.GAMARRA	41.119	33	M.GAMARRA	2'24.764	2'26.340 (33)
34	P.HERRERO	35.214	M.GAMARRA	38.047	P.HERRERO	32.381	P.HERRERO	41.430	34	P.HERRERO	2'26.549	2'28.014 (34)
36	A.ESTEVEZ		M.CABEDO		M.CABEDO		M.CABEDO		-1	M.CABEDO		(-1)




4005 m.

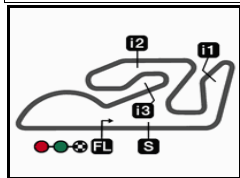
Cuna 140

GP GENERALI DE LA COMUNITAT VALENCIANA

Qualifying Practice Nr. 1

Fastest Laps Sequence

<i>Practice Time</i>	 <i>Rider</i>	<i>Nation</i>	<i>Motorcycle</i>	<i>Time</i>	<i>Km/h</i>	<i>Rider's Lap</i>
4'26.133	11 Alex ESCRIG	SPA	MGP140	2'14.058	107.5	2
4'46.953	89 Marcos URIARTE	SPA	MGP140	2'13.940	107.6	2
6'38.675	11 Alex ESCRIG	SPA	MGP140	2'12.542	108.7	3
6'58.892	89 Marcos URIARTE	SPA	MGP140	2'11.939	109.2	3
7'13.609	28 Adrián CARRASCO	SPA	MGP140	2'11.115	109.9	3
11'36.251	28 Adrián CARRASCO	SPA	MGP140	2'10.917	110.1	5
13'42.403	43 Pedro ACOSTA	SPA	MGP140	2'10.095	110.8	6
26'38.196	11 Alex ESCRIG	SPA	MGP140	2'09.889	111.0	10




4005 m.

GP GENERALI DE LA COMUNITAT VALENCIANA

Official Practice Times

13

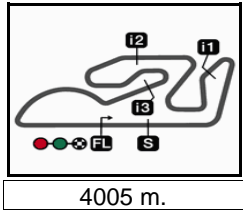
	Rider	Nation	Team	MOTORCYCLE	QP1	QP2	Gap	QP2-QP1		
1	28 A.CARRASCO	SPA	Cuna de Campeones	MGP140	2'10.917	5	2'07.849	12	-3.068	
2	33 I.GUEVARA	SPA	Cuna de Campeones	MGP140	2'10.153	10	2'08.039	11 0.190	0.190	-2.114
3	99 A.HUERTAS	SPA	Cuna de Campeones	MGP140	2'12.160	6	2'08.056	7 0.207	0.017	-4.104
4	91 A.ANDUJAR	SPA	Cuna de Campeones	MGP140	2'10.971	10	2'08.212	11 0.363	0.156	-2.759
5	43 P.ACOSTA	SPA	Cuna de Campeones	MGP140	2'10.095	6	2'08.478	5 0.629	0.266	-1.617
6	11 A.ESCRIG	SPA	Cuna de Campeones	MGP140	2'09.889	10	2'08.508	9 0.659	0.030	-1.381
7	96 D.HOLGADO	SPA	Cuna de Campeones	MGP140	2'11.095	8	2'08.685	11 0.836	0.177	-2.410
8	27 A.PEREZ	SPA	Cuna de Campeones	MGP140	2'12.260	9	2'08.803	11 0.954	0.118	-3.457
9	89 M.URIARTE	SPA	Cuna de Campeones	MGP140	2'11.268	4	2'08.853	12 1.004	0.050	-2.415
10	31 A.FERNANDEZ	SPA	Cuna de Campeones	MGP140	2'11.768	7	2'08.997	10 1.148	0.144	-2.771
11	69 M.RUDA	SPA	Cuna de Campeones	MGP140	2'14.606	7	2'09.248	10 1.399	0.251	-5.358
12	74 F.SALINAS	SPA	Cuna de Campeones	MGP140	2'12.787	7	2'09.312	5 1.463	0.064	-3.475
13	3 A.MARAEV	RUS	Cuna de Campeones	MGP140	2'12.102	6	2'09.658	11 1.809	0.346	-2.444
14	26 A.IÑIGUEZ	SPA	Cuna de Campeones	MGP140	2'11.997	5	2'09.882	7 2.033	0.224	-2.115
15	12 R.SORIANO	SPA	Cuna de Campeones	MGP140	2'14.921	10	2'10.483	7 2.634	0.601	-4.438
16	86 J.BARBERO	SPA	Cuna de Campeones	MGP140	2'12.900	10	2'10.687	10 2.838	0.204	-2.213
17	15 M.GARCIA	SPA	Cuna de Campeones	MGP140	2'11.985	4	2'10.763	4 2.914	0.076	-1.222
18	13 O.ALMONACIL	SPA	Cuna de Campeones	MGP140	2'12.262	9	2'10.796	7 2.947	0.033	-1.466
19	82 B.AGUILAR	SPA	Cuna de Campeones	MGP140	2'12.816	8	2'10.925	8 3.076	0.129	-1.891
20	64 M.CABEDO	SPA	Cuna de Campeones	MGP140			2'11.514	9 3.665	0.589	
21	2 O.VOSTATEK	CZE	Cuna de Campeones	MGP140	2'15.480	4	2'12.062	11 4.213	0.548	-3.418
22	21 J.MIGUEL	SPA	Cuna de Campeones	MGP140	2'12.864	10	2'12.516	9 4.667	0.454	-0.348
23	9 C.AMBER	SPA	Cuna de Campeones	MGP140	2'14.258	11	2'12.591	10 4.742	0.075	-1.667
24	8 C.GIMENEZ	SPA	Cuna de Campeones	MGP140	2'15.849	10	2'13.084	11 5.235	0.493	-2.765
25	95 D.POVEDA	SPA	Cuna de Campeones	MGP140	2'15.699	7	2'13.413	5 5.564	0.329	-2.286
26	40 J.SUAREZ	SPA	Cuna de Campeones	MGP140	2'18.574	3	2'13.659	6 5.810	0.246	-4.915
27	25 L.VERDUGO	SPA	Cuna de Campeones	MGP140	2'15.642	11	2'13.718	7 5.869	0.059	-1.924
28	87 F.CAÑERO	SPA	Cuna de Campeones	MGP140	2'14.632	9	2'14.595	5 6.746	0.877	-0.037
29	4 G.SALINAS	SPA	Cuna de Campeones	MGP140	2'19.122	4	2'14.962	9 7.113	0.367	-4.160
30	5 J.HERRAEZ	SPA	Cuna de Campeones	MGP140	2'18.542	8	2'16.192	11 8.343	1.230	-2.350
31	52 A.MUÑOZ	SPA	Cuna de Campeones	MGP140	2'18.440	5	2'16.577	5 8.728	0.385	-1.863
32	19 D.IZQUIERDO	SPA	Cuna de Campeones	MGP140	2'22.477	9	2'19.354	9 11.505	2.777	-3.123
33	39 M.GAMARRA	SPA	Cuna de Campeones	MGP140	2'26.340	6	2'21.910	8 14.061	2.556	-4.430
34	24 S.BERNAL	AND	Cuna de Campeones	MGP140	2'24.611	7		16.762	2.701	
35	77 P.HERRERO	SPA	Cuna de Campeones	MGP140	2'28.014	9	2'25.638	8 17.789	1.027	-2.376
Not classified										
	35 B.DAVID	BRA	Cuna de Campeones	MGP140						
	66 A.ESTEVES	SPA	Cuna de Campeones	MGP140						

R()=Replacement ___=Replaced

The results are provisional until the end of the limit for protest and appeals.

Time limit for protest expires 60' after publication of the results - Mr. Time:

DORNA DATA PROCESSING TIMING SERVICE DORNA DATA PROCESSING TIMING SERVICE DORNA DATA PROCESSING TIMING SERVICE DORNA DATA PROCESSING TIMING SERVICE DORNA DATA PROCESSING TIMING SERVICE DORNA DATA PROCESSING TIMING SERVICE DORNA DATA PROCESSING TIMING SERVICE DORNA DATA PROCESSING TIMING SERVICE DORNA DATA PROCESSING TIMING SERVICE DORNA DATA PROCESSING TIMING SERVICE DORNA DATA PROCESSING TIMING SERVICE DORNA DATA PROCESSING



Cuna 140

GP GENERALI DE LA COMUNITAT VALENCIANA

Qualifying Practice Nr. 2

Chronological Analysis of Performances

8

P Crossing the finish line in pit lane			T1 Time from finish line to 1st intermediate		T2 Time from 1st intermed. to 2nd intermed.		T3 Time from 2nd intermed. to 3rd intermed.		T4 Time from 3rd intermediate to finish line						
Lap	Lap Time		T1	T2	T3	T4	Speed	Lap	Lap Time	T1	T2	T3	T4	Speed	
1st 28		Adrián CARRASCO		Cuna de Campeones		SPA									
		Runs=1		Total laps=12		Full laps=11									
1	2'57.261		1'15.173	34.801	29.562	37.725		7	2'11.869	31.512	34.855	28.646	36.856	138.4	
2	2'10.754		31.642	33.431	28.857	36.824	139.1	8	2'09.083	30.757	32.899	28.653	36.774	143.3	
3	2'09.222		31.042	33.048	28.543	36.589	140.7	9	2'08.521	30.610	32.891	28.575	36.445	140.9	
4	2'09.656		30.993	33.387	28.682	36.594	139.5	10	2'09.521	30.616	32.853	29.124	36.928	141.6	
5	2'08.987		30.914	33.139	28.333	36.601	140.9	11	2'08.212	30.189	32.912	29.027	36.084	145.8	
6	2'09.180		31.199	33.164	28.497	36.320	140.7	12	2'09.397	30.638	33.130	28.567	37.062	140.9	
7	2'08.664		30.628	33.170	28.508	36.358	141.2								
8	2'09.030		30.882	32.926	28.460	36.762	140.8								
9	2'09.452		30.711	32.784	28.717	37.240	141.5								
10	2'09.464		30.989	32.929	28.821	36.725	139.6								
11	2'16.433		33.925	34.076	32.061	36.371	130.5								
12	2'07.849		30.569	32.678	28.273	36.329	143.8								
5th 43		Pedro ACOSTA		Cuna de Campeones		SPA									
		Runs=2		Total laps=10		Full laps=6									
1	2'46.544		1'03.747	35.697	29.330	37.770		1	2'46.544	1'03.747	35.697	29.330	37.770		
2	2'10.839		31.660	33.429	29.136	36.614	143.1	2	2'10.839	31.660	33.429	29.136	36.614	143.1	
3	2'10.483		30.745	33.443	29.263	37.032	143.6	3	2'10.483	30.745	33.443	29.263	37.032	143.6	
4	2'09.828		30.526	33.619	28.654	37.029	143.7	4	2'09.828	30.526	33.619	28.654	37.029	143.7	
5	2'08.478		30.699	32.882	28.376	36.521	140.6	5	2'08.478	30.699	32.882	28.376	36.521	140.6	
6	2'08.848		30.813	33.056	28.367	36.612	139.9	6	2'08.848	30.813	33.056	28.367	36.612	139.9	
7	2'09.404		31.586	32.513	28.533	36.772	140.0	7	2'09.404	31.586	32.513	28.533	36.772	140.0	
8	2'15.809 P		35.034	33.085	29.231	38.459	139.2	8	2'15.809 P	35.034	33.085	29.231	38.459	139.2	
9	4'12.798		2'26.672	34.507	33.511	38.108		9	4'12.798	2'26.672	34.507	33.511	38.108		
10	2'16.960 P		32.953	34.079	30.416	39.512	126.0	10	2'16.960 P	32.953	34.079	30.416	39.512	126.0	
6th 11		Alex ESCRIG		Cuna de Campeones		SPA									
		Runs=1		Total laps=12		Full laps=11									
1	2'11.702		30.154	34.725	29.346	37.477		1	2'11.702	30.154	34.725	29.346	37.477		
2	2'11.259		31.267	33.449	28.692	37.851	140.0	2	2'11.259	31.267	33.449	28.692	37.851	140.0	
3	2'10.016		31.202	33.263	28.650	36.901	139.8	3	2'10.016	31.202	33.263	28.650	36.901	139.8	
4	2'17.977		38.795	32.917	28.515	37.750	139.5	4	2'17.977	38.795	32.917	28.515	37.750	139.5	
5	2'09.985		30.950	33.360	28.690	36.985	140.4	5	2'09.985	30.950	33.360	28.690	36.985	140.4	
6	2'09.554		31.155	33.134	28.521	36.744	139.6	6	2'09.554	31.155	33.134	28.521	36.744	139.6	
7	2'10.351		31.113	33.072	28.490	37.676	140.1	7	2'10.351	31.113	33.072	28.490	37.676	140.1	
8	2'08.599		31.136	32.650	28.326	36.487	141.3	8	2'08.599	31.136	32.650	28.326	36.487	141.3	
9	2'08.508		30.957	32.485	28.281	36.785	140.9	9	2'08.508	30.957	32.485	28.281	36.785	140.9	
10	2'09.090		30.975	32.596	28.442	37.077	138.9	10	2'09.090	30.975	32.596	28.442	37.077	138.9	
11	2'08.592		30.877	32.722	28.409	36.584	139.2	11	2'08.592	30.877	32.722	28.409	36.584	139.2	
12	2'09.338		30.862	33.007	28.762	36.707	139.2	12	2'09.338	30.862	33.007	28.762	36.707	139.2	
7th 96		Daniel HOLGADO		Cuna de Campeones		SPA									
		Runs=1		Total laps=11		Full laps=10									
1	3'22.610		1'35.214	37.847	31.435	38.114		1	3'22.610	1'35.214	37.847	31.435	38.114		
2	2'12.241		31.393	33.760	30.136	36.952	142.1	2	2'12.241	31.393	33.760	30.136	36.952	142.1	
3	2'09.750		31.032	33.108	28.861	36.749	142.5	3	2'09.750	31.032	33.108	28.861	36.749	142.5	
4	2'09.999		30.641	33.550	28.925	36.883	143.2	4	2'09.999	30.641	33.550	28.925	36.883	143.2	
5	2'09.377		30.788	33.046	28.656	36.887	141.0	5	2'09.377	30.788	33.046	28.656	36.887	141.0	
6	2'09.997		30.775	33.383	29.067	36.772	141.9	6	2'09.997	30.775	33.383	29.067	36.772	141.9	
7	2'10.947		31.119	34.130	28.832	36.866	140.4	7	2'10.947	31.119	34.130	28.832	36.866	140.4	
8	2'09.895		30.830	33.044	28.401	37.620	141.0	8	2'09.895	30.830	33.044	28.401	37.620	141.0	
9	2'09.347		30.568	33.080	28.763	36.936	143.9	9	2'09.347	30.568	33.080	28.763	36.936	143.9	
10	2'09.431		30.776	33.365	28.578	36.712	141.4	10	2'09.431	30.776	33.365	28.578	36.712	141.4	
11	2'08.685		31.006	32.831	28.542	36.306	140.7	11	2'08.685	31.006	32.831	28.542	36.306	140.7	
8th 27		Alex PEREZ		Cuna de Campeones		SPA									
		Runs=1		Total laps=12		Full laps=11									
1	2'16.125		32.771	35.819	29.847	37.688		1	2'16.125	32.771	35.819	29.847	37.688		

Fastest Lap:	Adrián CARRASCO	Cuna de Campeones	SPA	2'07.849	30.569	32.678	28.273	36.329
---------------------	-----------------	-------------------	-----	----------	--------	--------	--------	--------

DORNA DATA PROCESSING TIMING SERVICE DORNA DATA PROCESSING TIMING SERVICE DORNA DATA PROCESSING TIMING SERVICE DORNA DATA PROCESSING TIMING SERVICE DORNA DATA PROCESSING TIMING SERVICE DORNA DATA PROCESSING TIMING SERVICE DORNA DATA PROCESSING TIMING SERVICE DORNA DATA PROCCESSS

Qualifying Practice Nr. 2

Cuna 140

Lap	Lap Time	T1	T2	T3	T4	Speed	Lap	Lap Time	T1	T2	T3	T4	Speed
2	2'11.216	31.156	33.568	29.114	37.378	141.6	7	9'21.894		34.474	29.494	37.411	
3	2'10.466	30.960	33.312	29.030	37.164	141.9	8	2'11.194	31.880	33.271	28.812	37.231	137.5
4	2'10.432	31.035	33.373	29.328	36.696	140.5	13th 3 Artem MARAEV Cuna de Campeones RUS						
5	2'10.094	31.033	33.013	28.741	37.307	144.0	Runs=1 Total laps=12 Full laps=11						
6	2'10.162	30.718	32.814	29.064	37.566	142.8	1	2'42.437	57.957	35.542	30.650	38.288	
7	2'10.014	31.065	33.154	28.758	37.037	139.1	2	2'13.757	31.962	34.031	30.089	37.675	140.6
8	2'09.855	30.965	33.095	28.683	37.112	138.6	3	2'12.305	31.767	33.997	29.409	37.132	139.5
9	2'09.517	30.750	32.756	28.693	37.318	139.6	4	2'10.972	31.474	33.427	28.842	37.229	139.5
10	2'09.255	30.958	32.584	28.935	36.778	139.4	5	2'11.546	31.690	33.493	29.069	37.294	138.6
11	2'08.803	30.636	32.767	28.858	36.542	142.0	6	2'12.074	32.289	33.872	28.835	37.078	137.7
12	2'09.159	30.868	32.899	28.454	36.938	144.4	7	2'12.647	32.888	33.504	29.515	36.740	130.0

9th 89 Marcos URIARTE		Cuna de Campeones		SPA		
Runs=1	Total laps=12	Full laps=11				
1	3'03.180	1'20.607	35.264	29.589	37.720	
2	2'11.812	31.940	33.795	28.891	37.186	141.4
3	2'11.062	31.487	33.604	28.891	37.080	141.7
4	2'10.395	31.141	32.958	29.041	37.255	141.6
5	2'10.841	31.355	32.960	28.584	37.942	140.8
6	2'10.405	31.166	33.083	29.408	36.748	140.1
7	2'09.997	31.349	33.271	28.611	36.766	139.9
8	2'11.092	31.265	33.654	29.058	37.115	139.8
9	2'10.974	30.954	33.091	29.245	37.684	141.1
10	2'11.305	31.430	32.969	29.577	37.329	135.0
11	2'09.156	30.964	33.126	28.505	36.561	140.1
12	2'08.853	31.051	32.854	28.496	36.452	139.7

10th 31 Adrian FERNANDEZ		Cuna de Campeones		SPA		
Runs=2	Total laps=10	Full laps=7				
1	3'22.654	1'35.414	37.298	31.648	38.294	
2	2'11.051	31.581	33.464	28.840	37.166	143.2
3	2'10.048	31.333	33.024	28.764	36.927	142.1
4	2'09.612	30.879	32.724	28.868	37.141	143.8
5	2'09.353	31.061	32.574	28.595	37.123	144.9
6	2'16.958 P	31.837	33.551	29.980	41.590	142.0
7	4'29.751	2'50.662	33.693	28.629	36.767	
8	2'09.333	30.991	33.511	28.333	36.498	143.5
9	2'09.272	31.084	33.074	28.573	36.541	142.9
10	2'08.997	31.120	32.431	28.898	36.548	141.9

11th 69 Marcos RUDA		Cuna de Campeones		SPA		
Runs=3	Total laps=11	Full laps=7				
1	3'17.074	1'30.250	38.073	30.346	38.405	
2	2'13.770	32.257	34.545	29.240	37.728	141.2
3	2'11.645	31.673	33.794	28.911	37.267	141.2
4	2'14.190 P	31.242	33.506	28.842	40.600	143.1
5	3'29.437 P	1'45.505	33.629	28.794	41.509	
6	2'45.806	1'07.181	32.842	28.704	37.079	
7	2'11.030	31.713	33.221	29.026	37.070	141.4
8	2'10.425	31.316	33.191	28.590	37.328	142.0
9	2'09.942	31.367	33.127	28.607	36.841	141.9
10	2'09.248	30.950	33.203	28.611	36.484	143.1
11	2'10.838	31.318	34.357	28.536	36.627	141.3

12th 74 Fran SALINAS		Cuna de Campeones		SPA		
Runs=1	Total laps=9	Full laps=7				
1	2'40.772	54.408	35.821	30.694	39.849	
2	2'15.006	32.476	34.523	29.216	38.791	138.7
3	2'10.990	31.664	33.485	28.521	37.320	140.7
4	2'11.066	31.353	33.899	28.920	36.894	139.1
5	2'09.312	30.739	32.988	28.521	37.064	140.9
6	2'10.472	31.420	33.105	28.660	37.287	137.0
	unfinished	31.852				135.7

14th 26 Adam IÑIGUEZ		Cuna de Campeones		SPA		
Runs=1	Total laps=12	Full laps=11				
1	2'57.881	1'11.948	37.639	30.498	37.796	
2	2'12.716	31.560	34.037	29.280	37.839	138.3
3	2'13.819	31.888	33.798	29.538	38.595	136.9
4	2'11.637	30.998	33.422	29.396	37.821	140.2
5	2'11.427	31.450	33.249	28.870	37.858	137.1
6	2'10.547	31.190	33.008	28.994	37.355	140.4
7	2'09.882	31.204	33.170	28.749	36.759	137.0
8	2'11.060	31.187	33.683	28.613	37.577	139.7
9	2'10.617	30.705	33.241	29.458	37.213	140.3
10	2'11.906	31.378	33.412	28.996	38.120	134.7
11	2'11.233	31.376	33.389	28.996	37.472	135.8
12	2'11.058	31.178	34.242	29.003	36.635	136.9

15th 12 Ricardo SORIANO		Cuna de Campeones		SPA		
Runs=1	Total laps=11	Full laps=10				
1	2'41.301	53.693	36.708	31.016	39.884	
2	2'14.819	32.040	34.772	29.450	38.557	141.6
3	2'12.670	31.576	34.156	29.270	37.668	137.5
4	2'10.956	31.344	33.650	28.861	37.101	141.3
5	2'11.484	31.535	33.488	29.137	37.324	137.5
6	2'12.967	31.616	34.615	29.029	37.707	139.5
7	2'10.483	31.668	33.233	28.632	36.950	135.6
8	2'12.566	31.606	33.910	29.283	37.767	137.7
9	2'11.803	31.360	33.563	28.754	38.126	139.1
10	2'11.980	31.524	33.946	29.094	37.416	138.1
11	2'13.680	31.820	34.478	29.576	37.806	136.8

16th 86 Jon BARBERO		Cuna de Campeones		SPA		
Runs=1	Total laps=11	Full laps=10				
1	2'48.477	1'03.441	36.543	29.950	38.543	
2	2'15.631	31.886	34.674	29.640	39.431	140.7
3	2'18.458	31.991	34.016	29.242	43.209	141.9
4	2'13.849	31.618	33.795	30.168	38.268	140.2
5	2'32.459	31.755	33.764	30.731	56.209	139.9
6	2'30.262	36.841	47.119	29.189	37.113	117.8
7	2'12.068	31.964	33.624	28.993	37.487	137.2
8	2'12.377	31.571	33.182	29.284	38.340	137.9
9	2'11.342	31.356	33.470	28.825	37.691	138.1
10	2'10.687	31.224	33.581	28.705	37.177	139.2
11	2'12.584	31.326	35.563	28.773	36.922	137.8

Fastest Lap: Adrián CARRASCO Cuna de Campeones SPA **2'07.849** 30.569 32.678 28.273 36.329

DORNA DATA PROCESSING TIMING SERVICE DORNA DATA PROCESSING TIMING SERVICE DORNA DATA PROCESSING TIMING SERVICE DORNA DATA PROCESSING TIMING SERVICE DORNA DATA PROCESSING TIMING SERVICE DORNA DATA PROCESSING TIMING SERVICE DORNA DATA PROCESSING TIMING SERVICE DORNA DATA PROCCESSS

Qualifying Practice Nr. 2

Cuna 140

Lap	Lap Time	T1	T2	T3	T4	Speed	Lap	Lap Time	T1	T2	T3	T4	Speed	
17th	15	Marcos GARCIA					Cuna de Campeones SPA	6	2'13.326	32.068	33.696	29.779	37.783	138.4
		Runs=3	Total laps=10	Full laps=6			7	2'15.250	31.913	35.918	29.296	38.123	136.1	
1	3'02.212	1'18.357	36.479	29.451	37.925		8	2'14.131	32.104	34.117	29.373	38.537	135.3	
2	2'11.089	31.541	33.591	28.966	36.991	143.3	9	2'13.278	31.771	33.800	29.524	38.183	136.6	
3	2'10.783	31.024	33.300	28.955	37.504	144.5	10	2'12.668	31.934	33.877	29.246	37.611	137.1	
4	2'10.763	30.909	33.205	29.530	37.119	144.2	11	2'12.062	31.563	33.617	29.302	37.580	139.4	
5	2'18.825 P	31.623	33.783	29.012	44.407	143.8								
6	4'38.874 P	2'50.898	34.932	29.499	43.545									
7	3'24.084	1'42.882	34.406	29.273	37.523									
8	2'11.456	31.553	33.621	28.842	37.440	141.3								
9	2'11.236	31.425	33.689	28.974	37.148	141.0								
10	2'14.138	32.522	33.957	28.886	38.773	140.6								
18th	13	Oscar ALMONACIL					Cuna de Campeones SPA							
		Runs=2	Total laps=11	Full laps=6										
1	2'41.067	53.293	36.858	30.956	39.960									
2	2'14.992	32.013	34.578	30.079	38.322	142.0								
3	2'11.218	31.200	33.481	29.087	37.450	140.1								
4	2'10.848	31.012	34.246	29.011	36.579	139.0								
	unfinished	30.807	33.025	28.581		142.8								
5	5'07.680		33.373	28.883	36.867									
6	2'11.041	31.259	33.559	28.736	37.487	137.1								
7	2'10.796	31.489	33.035	28.786	37.486	136.9								
8	2'11.103	31.777	33.179	28.730	37.417	139.1								
9	2'12.636	31.528	34.542	29.092	37.474	140.1								
10	2'16.080 P	32.451	33.766	29.312	40.551	136.3								
19th	82	Bryan AGUILAR					Cuna de Campeones SPA							
		Runs=1	Total laps=11	Full laps=9										
1	2'59.350	1'14.281	36.621	30.099	38.349									
2	2'12.121	31.802	33.749	29.128	37.442	138.6								
3	2'13.223	31.699	33.728	29.178	38.618	141.9								
4	2'12.305	31.367	33.849	29.083	38.006	143.3								
5	2'11.731	31.496	33.239	29.236	37.760	142.1								
6	2'11.819	31.991	33.363	29.055	37.410	139.4								
7	2'11.815	32.255	33.331	28.831	37.398	137.3								
8	2'10.925	31.466	33.289	28.843	37.327	139.8								
9	2'11.008	31.173	33.276	28.665	37.894	141.9								
10	2'12.161	31.946	33.520	28.929	37.766	134.0								
11	2'36.478 P	39.973	38.126	35.860	42.519	104.9								
20th	64	Marc CABEDO					Cuna de Campeones SPA							
		Runs=1	Total laps=11	Full laps=10										
1	3'07.984	1'21.573	36.864	30.599	38.948									
2	2'16.302	32.884	35.421	29.753	38.244	139.2								
3	2'19.337	32.362	34.648	29.824	42.503	139.8								
4	2'11.799	31.443	34.035	28.850	37.471	141.7								
5	2'14.143	32.587	34.574	29.344	37.638	143.7								
6	2'20.326	34.101	38.158	29.219	38.848	140.5								
7	2'13.935	32.422	34.615	29.340	37.558	141.1								
8	2'20.723	31.866	35.409	35.356	38.092	139.5								
9	2'11.514	31.303	33.938	28.956	37.317	141.0								
10	2'12.230	31.610	33.775	29.239	37.606	140.8								
11	2'13.444	32.226	34.498	29.350	37.370	136.0								
21st	2	Ondrej VOSTATEK					Cuna de Campeones CZE							
		Runs=1	Total laps=11	Full laps=10										
1	2'47.555	1'01.893	35.851	30.481	39.330									
2	2'16.800	32.425	34.943	31.055	38.377	140.6								
3	2'16.060	33.509	34.131	29.861	38.559	137.0								
4	2'16.817	32.489	34.974	30.600	38.754	140.3								
5	2'14.443	32.346	33.901	29.700	38.496	140.8								
22nd	21	Javier MIGUEL					Cuna de Campeones SPA							
		Runs=2	Total laps=11	Full laps=8										
1	2'54.524	1'08.148	37.276	30.471	38.629									
2	2'16.260	32.792	36.519	29.306	37.643	139.1								
3	2'14.068	32.122	33.624	29.457	38.865	141.0								
4	2'16.282	31.910	33.433	31.714	39.225	142.5								
5	2'13.448	32.052	33.853	29.407	38.136	139.0								
6	2'14.447 P	32.053	33.555	29.160	39.679	139.6								
7	3'58.344	2'13.899	35.929	30.173	38.343									
8	2'14.455	31.785	33.657	30.625	38.388	140.8								
9	2'12.516	31.884	33.584	29.078	37.970	139.0								
10	2'12.563	32.004	33.717	29.311	37.531	139.0								
11	2'12.592	32.389	33.609	29.149	37.445	138.3								
23rd	9	Chencho AMBER					Cuna de Campeones SPA							
		Runs=3	Total laps=10	Full laps=6										
1	2'40.691	52.364	38.707	31.256	38.364									
2	2'14.983	32.460	34.496	29.815	38.212	140.1								
3	2'13.256	31.892	33.850	29.351	38.163	142.3								
4	2'17.795 P	31.515	33.829	29.210	43.241	142.3								
5	2'51.031 P	1'02.907	33.998	29.428	44.698									
6	4'12.907	2'31.264	34.096	29.508	38.039									
7	2'14.460	33.322	33.462	29.659	38.017	139.6								
8	2'13.030	32.239	33.595	29.219	37.977	137.1								
9	2'13.262	31.914	34.495	29.239	37.614	137.6								
10	2'12.591	32.421	33.614	29.243	37.313	137.4								
24th	8	Carlos GIMENEZ					Cuna de Campeones SPA							
		Runs=1	Total laps=11	Full laps=10										
1	2'42.492	46.219	40.697	33.164	42.412									
2	2'21.318	34.630	36.395	30.344	39.949	138.7								
3	2'16.278	33.531	34.202	29.879	38.666	137.8								
4	2'17.089	32.397	35.039	30.370	39.283	138.0								
5	2'14.632	32.145	34.065	29.453	38.969	140.6								
6	2'14.387	32.225	33.809	30.310	38.043	138.2								
7	2'14.486	32.061	35.078	29.644	37.703	138.1								
8	2'13.960	32.107	34.496	29.227	38.130	139.5								
9	2'13.451	31.979	33.747	29.653	38.072	137.2								
10	2'13.588	31.775	34.028	29.374	38.411	139.8								
11	2'13.084	32.123	33.924	29.216	37.821	138.6								
25th	95	David POVEDA					Cuna de Campeones SPA							
		Runs=1	Total laps=7	Full laps=5										
1	3'08.979	1'23.534	35.707	30.597	39.141									
2	2'15.818	32.480	34.935	30.093	38.310	137.5								
3	2'14.097	31.731	34.515	29.567	38.284	139.7								
4	2'14.191	31.935	34.568	29.547	38.141	138.8								
5	2'13.413	31.781	34.013	29.349	38.270	137.6								
6	2'14.720	32.318	34.524	29.768	38.110	137.5								
7	2'17.350 P	32.359	34.649	29.967	40.375	136.2								
26th	40	José SUAREZ					Cuna de Campeones SPA							
		Runs=2	Total laps=11	Full laps=7										
1	2'19.378	32.317	36.327	31.315	39.419									
2	2'16.953	32.503	34.790	30.615	39.045	141.6								
3	2'16.560	32.396	34.852	30.506	38.806	140.3								

Qualifying Practice Nr. 2

Cuna 140

Lap	Lap Time	T1	T2	T3	T4	Speed
4	2'15.977	32.386	34.680	30.299	38.612	139.3
5	2'15.683	32.280	34.528	30.412	38.463	140.0
6	2'13.659	32.369	34.020	29.879	37.391	139.4
7	2'18.238 P	32.222	35.341	30.272	40.403	139.8
8	3'24.825	1'41.146	35.205	30.174	38.300	
9	2'15.202	32.196	34.318	30.047	38.641	140.3
10	2'16.269	32.566	35.161	30.425	38.117	139.9
11	2'36.768 P	32.556	38.921	40.303	44.988	138.7

27th 25 Luis VERDUGO Cuna de Campeones SPA
Runs=1 Total laps=11 Full laps=10

1	2'43.111	48.499	41.147	33.360	40.105	
2	2'17.226	33.338	35.193	30.146	38.549	143.3
3	2'15.233	32.405	34.726	29.916	38.186	142.6
4	2'13.978	32.007	34.484	29.450	38.037	141.6
5	2'15.063	32.017	34.217	29.941	38.888	140.6
6	2'14.128	32.333	34.383	30.105	37.307	138.1
7	2'13.718	31.775	34.353	29.731	37.859	142.3
8	2'15.063	32.579	34.376	29.597	38.511	139.9
9	2'13.779	32.086	34.265	29.540	37.888	140.2
10	2'15.047	32.547	34.399	30.008	38.093	140.4
11	2'14.800	31.940	35.026	29.623	38.211	140.6

28th 87 Faustino CAÑERO Cuna de Campeones SPA
Runs=2 Total laps=10 Full laps=7

1	2'46.071	58.052	37.061	30.991	39.967	
2	2'18.073	32.580	35.142	30.575	39.776	138.1
3	2'15.040	32.473	34.335	29.606	38.626	140.7
4	2'14.910	31.965	34.523	29.630	38.792	137.1
5	2'14.595	32.303	34.392	29.603	38.297	136.3
6	2'15.379	32.449	35.044	29.427	38.459	140.3
7	2'16.298	32.745	35.571	29.634	38.348	135.3
8	2'14.858	31.935	34.984	29.605	38.334	138.7
9	2'17.619 P	31.855	33.927	30.648	41.189	141.5
10	4'37.974	2'55.426	34.751	29.597	38.200	

29th 4 Germán SALINAS Cuna de Campeones SPA
Runs=2 Total laps=9 Full laps=7

1	3'41.153 P	49.136	39.635	32.008	1'40.374	
2	6'30.934	4'45.931	35.793	30.246	38.964	
3	2'17.320	32.793	35.449	30.355	38.723	135.4
4	2'16.796	32.777	35.152	30.151	38.716	136.1
5	2'17.334	33.048	35.340	30.027	38.919	134.1
6	2'16.544	32.851	34.955	30.196	38.542	134.8
7	2'16.639	32.365	34.810	30.456	39.008	135.2
8	2'15.828	32.581	34.801	29.868	38.578	141.8
9	2'14.962	32.517	34.456	29.381	38.608	135.5

30th 5 Julio HERRAEZ Cuna de Campeones SPA
Runs=1 Total laps=11 Full laps=10

1	2'28.352	39.723	37.058	31.243	40.328	
2	2'18.699	33.181	35.650	30.455	39.413	136.0
3	2'17.972	33.145	35.514	30.325	38.988	137.0
4	2'18.762	32.998	36.397	30.433	38.934	135.3
5	2'23.141	33.208	37.874	30.624	41.435	135.9
6	2'20.132	33.733	36.316	31.179	38.904	134.4
7	2'21.976	32.852	35.276	34.254	39.594	136.2
8	2'17.812	32.939	35.252	30.583	39.038	136.4
9	2'17.432	33.259	35.336	30.035	38.802	134.5
10	2'16.227	32.785	34.956	30.098	38.388	135.0
11	2'16.192	32.776	34.888	29.966	38.562	134.4

31st 52 Alejandro MUÑOZ Cuna de Campeones SPA
Runs=2 Total laps=10 Full laps=7

1	3'00.128	1'11.421	37.827	31.257	39.623	
2	2'18.180	33.539	35.518	30.014	39.109	131.8
3	2'18.868	33.810	35.127	30.145	39.786	130.1
4	2'17.472	33.415	34.739	30.011	39.307	133.5
5	2'16.577	33.247	34.547	30.164	38.619	134.7
6	2'17.668	34.261	34.886	29.758	38.763	133.3
7	2'17.828	33.766	34.888	29.913	39.261	131.1
8	2'19.109 P	34.222	34.155	29.971	40.761	129.6
9	3'37.342	1'52.907	34.648	30.685	39.102	
10	2'18.275	33.327	35.273	30.323	39.352	130.6

32nd 19 David IZQUIERDO Cuna de Campeones SPA
Runs=2 Total laps=10 Full laps=7

1	3'32.989	1'34.504	41.369	34.506	42.610	
2	2'24.124	34.696	36.688	32.047	40.693	133.6
3	2'22.350	33.788	36.273	31.951	40.338	134.3
4	2'22.282	33.888	36.326	31.570	40.498	134.9
5	2'26.196 P	33.655	35.902	31.753	44.886	135.0
6	3'20.050	1'28.551	36.881	34.752	39.866	
7	2'20.317	33.455	35.805	31.148	39.909	134.3
8	2'19.362	32.960	35.651	31.015	39.736	137.5
9	2'19.354	33.329	35.330	31.203	39.492	136.0
10	2'19.617	33.294	35.723	30.978	39.622	136.0

33rd 39 Miquel GAMARRA Cuna de Campeones SPA
Runs=3 Total laps=8 Full laps=4

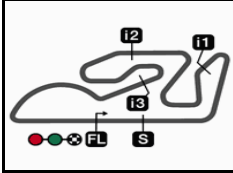
1	4'18.477 P	1'34.941	46.176	47.998	1'09.362	
2	6'35.753	4'40.122	38.994	33.670	42.967	
3	2'27.304	34.598	38.893	32.169	41.644	139.8
4	2'26.201	34.096	38.122	32.319	41.664	139.4
5	2'23.554	33.907	37.190	31.878	40.579	139.8
6	2'28.883 P	33.378	37.068	32.201	46.236	142.1
7	3'32.751	1'43.250	37.255	31.500	40.746	
8	2'21.910	33.503	36.663	31.249	40.495	139.8

34th 77 Pablo HERRERO Cuna de Campeones SPA
Runs=1 Total laps=10 Full laps=9

1	3'34.917	1'30.795	42.951	36.313	44.858	
2	2'33.043	36.875	39.369	33.790	43.009	132.4
3	2'30.476	36.035	38.182	33.551	42.708	133.9
4	2'28.635	35.618	38.569	32.571	41.877	133.0
5	2'26.894	35.424	37.748	32.570	41.152	132.0
6	2'27.288	35.372	38.178	32.937	40.801	133.8
7	2'26.503	34.776	37.717	32.289	41.721	135.2
8	2'25.638	35.123	37.181	32.163	41.171	133.1
9	2'27.046	35.350	37.704	32.330	41.662	128.5
10	2'27.078	35.747	37.653	32.401	41.277	127.6

Fastest Lap: Adrián CARRASCO Cuna de Campeones SPA **2'07.849** 30.569 32.678 28.273 36.329

DORNA DATA PROCESSING TIMING SERVICE DORNA DATA PROCESSING TIMING SERVICE DORNA DATA PROCESSING TIMING SERVICE DORNA DATA PROCESSING TIMING SERVICE DORNA DATA PROCESSING TIMING SERVICE DORNA DATA PROCESSING TIMING SERVICE DORNA DATA PROCESSES



4005 m.

GP GENERALI DE LA COMUNITAT VALENCIANA**Official Starting Grid**

Race : 7 laps = 28.035 km

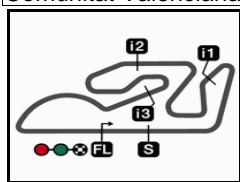
Cuna 140

9	27 2'13.718 25 Luis VERDUGO MGP140	26 2'13.659 40 José SUAREZ MGP140	25 2'13.413 95 David POVEDA MGP140
10	30 2'16.192 5 Julio HERRAEZ MGP140	29 2'14.962 4 Germán SALINAS MGP140	28 2'14.595 87 Faustino CAÑERO MGP140
11	33 2'21.910 39 Miquel GAMARRA MGP140	32 2'19.354 19 David IZQUIERDO MGP140	31 2'16.577 52 Alejandro MUÑOZ MGP140
12	36 35 Brian DAVID MGP140	35 2'25.638 77 Pablo HERRERO MGP140	34 2'24.611 24 Sergio BERNAL MGP140
13			37 66 Adrián ESTEVEZ MGP140

The results are provisional until the end of the limit for protest and appeals and until the ratification of the Event Management Committee.

Time limit for protest expires 60' at the latest after publication of the results - Mr. Time:

DORNA DATA PROCESSING TIMING SERVICE DORNA DATA PROCESSING TIMING SERVICE DORNA DATA PROCESSING TIMING SERVICE DORNA DATA PROCESSING TIMING SERVICE DORNA DATA PROCESSING TIMING SERVICE DORNA DATA PROCESSING TIMING SERVICE DORNA DATA PROCESSING TIMING SERVICE DORNA DATA PROCESSING TIMING SERVICE DORNA DATA PROCESSING TIMING SERVICE DORNA DATA PROCESSING TIMING SERVICE DORNA DATA PROCESSING TIMING SERVICE DORNA DATA PROCCEESS



4005 m.

GP GENERALI DE LA COMUNITAT VALENCIANA

Qualifying Practice Nr. 2

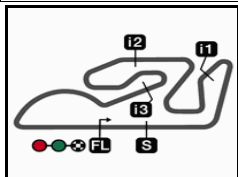
Best Partial Times

Cuna 140

IT Ideal Lap Time, sum of the best partial times

BT Best Lap Time

T1		T2		T3		T4				IT	BT	
Pos	Rider	Time	Rider	Time	Rider	Time	Rider	Time	Pos	Rider	IT	BT
1	A.ESCRIG	30.154	A.HUERTAS	32.324	I.GUEVARA	28.070	A.HUERTAS	35.875	1	A.HUERTAS	2'07.210	2'08.056 (3)
2	A.ANDUJAR	30.189	A.FERNANDEZ	32.431	A.CARRASCO	28.273	A.ANDUJAR	36.084	2	A.ESCRIG	2'07.407	2'08.508 (6)
3	P.ACOSTA	30.526	A.ESCRIG	32.485	A.ESCRIG	28.281	D.HOLGADO	36.306	3	I.GUEVARA	2'07.650	2'08.039 (2)
4	D.HOLGADO	30.568	P.ACOSTA	32.513	A.FERNANDEZ	28.333	A.CARRASCO	36.320	4	A.ANDUJAR	2'07.682	2'08.212 (4)
5	A.CARRASCO	30.569	A.PEREZ	32.584	A.HUERTAS	28.352	I.GUEVARA	36.359	5	A.CARRASCO	2'07.840	2'07.849 (1)
6	I.GUEVARA	30.576	I.GUEVARA	32.645	P.ACOSTA	28.367	M.URIARTE	36.452	6	P.ACOSTA	2'07.927	2'08.478 (5)
7	A.PEREZ	30.636	A.CARRASCO	32.678	D.HOLGADO	28.401	M.RUDA	36.484	7	D.HOLGADO	2'08.106	2'08.685 (7)
8	A.HUERTAS	30.659	D.HOLGADO	32.831	A.PEREZ	28.454	A.ESCRIG	36.487	8	A.FERNANDEZ	2'08.141	2'08.997 (10)
9	A.IÑIGUEZ	30.705	M.RUDA	32.842	M.URIARTE	28.496	A.FERNANDEZ	36.498	9	A.PEREZ	2'08.216	2'08.803 (8)
10	F.SALINAS	30.739	A.MARAEV	32.844	F.SALINAS	28.521	P.ACOSTA	36.521	10	M.URIARTE	2'08.756	2'08.853 (9)
11	O.ALMONACIL	30.807	A.ANDUJAR	32.853	M.RUDA	28.536	A.MARAEV	36.539	11	M.RUDA	2'08.812	2'09.248 (11)
12	A.FERNANDEZ	30.879	M.URIARTE	32.854	A.ANDUJAR	28.556	A.PEREZ	36.542	12	A.IÑIGUEZ	2'08.961	2'09.882 (14)
13	M.GARCIA	30.909	F.SALINAS	32.988	O.ALMONACIL	28.581	O.ALMONACIL	36.579	13	O.ALMONACIL	2'08.992	2'10.796 (18)
14	M.RUDA	30.950	A.IÑIGUEZ	33.008	A.IÑIGUEZ	28.613	A.IÑIGUEZ	36.635	14	F.SALINAS	2'09.142	2'09.312 (12)
15	M.URIARTE	30.954	O.ALMONACIL	33.025	R.SORIANO	28.632	F.SALINAS	36.894	15	A.MARAEV	2'09.180	2'09.658 (13)
16	A.MARAEV	31.164	J.BARBERO	33.182	A.MARAEV	28.633	J.BARBERO	36.922	16	M.GARCIA	2'09.947	2'10.763 (17)
17	B.AGUILAR	31.173	M.GARCIA	33.205	B.AGUILAR	28.665	R.SORIANO	36.950	17	J.BARBERO	2'10.033	2'10.687 (16)
18	J.BARBERO	31.224	R.SORIANO	33.233	J.BARBERO	28.705	M.GARCIA	36.991	18	R.SORIANO	2'10.159	2'10.483 (15)
19	M.CABEDO	31.303	B.AGUILAR	33.239	M.GARCIA	28.842	L.VERDUGO	37.307	19	B.AGUILAR	2'10.404	2'10.925 (19)
20	R.SORIANO	31.344	J.MIGUEL	33.433	M.CABEDO	28.850	C.AMBER	37.313	20	M.CABEDO	2'11.245	2'11.514 (20)
21	C.AMBER	31.515	C.AMBER	33.462	J.MIGUEL	29.078	M.CABEDO	37.317	21	C.AMBER	2'11.500	2'12.591 (23)
22	O.VOSTATEK	31.563	O.VOSTATEK	33.617	C.AMBER	29.210	B.AGUILAR	37.327	22	J.MIGUEL	2'11.741	2'12.516 (22)
23	POVEDA	31.731	C.GIMENEZ	33.747	C.GIMENEZ	29.216	J.SUAREZ	37.391	23	O.VOSTATEK	2'12.006	2'12.062 (21)
24	C.GIMENEZ	31.775	M.CABEDO	33.775	O.VOSTATEK	29.246	J.MIGUEL	37.445	24	C.GIMENEZ	2'12.441	2'13.084 (24)



4005 m.

GP GENERALI DE LA COMUNITAT VALENCIANA

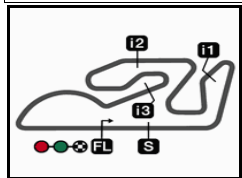
Qualifying Practice Nr. 2

Best Partial Times

Cuna 140


IT Ideal Lap Time, sum of the best partial times*BT* Best Lap Time

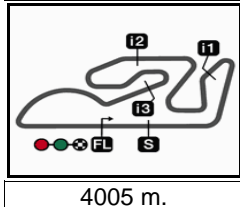
<i>T1</i>			<i>T2</i>			<i>T3</i>			<i>T4</i>				
<i>Pos</i>	<i>Rider</i>	<i>Time</i>	<i>Rider</i>	<i>Time</i>	<i>Rider</i>	<i>Time</i>	<i>Rider</i>	<i>Time</i>	<i>Pos</i>	<i>Rider</i>	<i>IT</i>	<i>BT</i>	
25	L.VERDUGO	31.775	F.CAÑERO	33.927	D.POVEDA	29.349	O.VOSTATEK	37.580	25	L.VERDUGO	2'12.749	2'13.718 (27)	
26	J.MIGUEL	31.785	D.POVEDA	34.013	G.SALINAS	29.381	C.GIMENEZ	37.703	26	D.POVEDA	2'13.203	2'13.413 (25)	
27	F.CAÑERO	31.855	J.SUAREZ	34.020	F.CAÑERO	29.427	D.POVEDA	38.110	27	J.SUAREZ	2'13.486	2'13.659 (26)	
28	J.SUAREZ	32.196	A.MUÑOZ	34.155	L.VERDUGO	29.450	F.CAÑERO	38.297	28	F.CAÑERO	2'13.506	2'14.595 (28)	
29	G.SALINAS	32.365	L.VERDUGO	34.217	A.MUÑOZ	29.758	J.HERRAEZ	38.388	29	G.SALINAS	2'14.744	2'14.962 (29)	
30	J.HERRAEZ	32.776	G.SALINAS	34.456	J.SUAREZ	29.879	G.SALINAS	38.542	30	A.MUÑOZ	2'15.779	2'16.577 (31)	
31	D.IZQUIERDO	32.960	J.HERRAEZ	34.888	J.HERRAEZ	29.966	A.MUÑOZ	38.619	31	J.HERRAEZ	2'16.018	2'16.192 (30)	
32	A.MUÑOZ	33.247	D.IZQUIERDO	35.330	D.IZQUIERDO	30.978	D.IZQUIERDO	39.492	32	D.IZQUIERDO	2'18.760	2'19.354 (32)	
33	M.GAMARRA	33.378	M.GAMARRA	36.663	M.GAMARRA	31.249	M.GAMARRA	40.495	33	M.GAMARRA	2'21.785	2'21.910 (33)	
34	P.HERRERO	34.776	P.HERRERO	37.181	P.HERRERO	32.163	P.HERRERO	40.801	34	P.HERRERO	2'24.921	2'25.638 (34)	



4005 m.

GP GENERALI DE LA COMUNITAT VALENCIANA**Qualifying Practice Nr. 2****Fastest Laps Sequence**

<i>Practice Time</i>	 <i>Rider</i>	<i>Nation</i>	<i>Motorcycle</i>	<i>Time</i>	<i>Km/h</i>	<i>Rider's Lap</i>
4'22.961	11 Alex ESCRIG	SPA	MGP140	2'11.259	109.8	2
4'26.121	99 Adrian HUERTAS	SPA	MGP140	2'11.031	110.0	2
4'29.318	91 Aitor ANDUJAR	SPA	MGP140	2'09.990	110.9	2
PoleP. 6'38.646	91 Aitor ANDUJAR	SPA	MGP140	2'09.328	111.4	3
PoleP. 7'17.237	28 Adrián CARRASCO	SPA	MGP140	2'09.222	111.5	3
PoleP. 11'26.172	43 Pedro ACOSTA	SPA	MGP140	2'08.478	112.2	5
PoleP. 15'20.290	99 Adrian HUERTAS	SPA	MGP140	2'08.056	112.5	7
PoleP. 26'44.980	33 Izan GUEVARA	SPA	MGP140	2'08.039	112.6	11
PoleP. 26'45.952	28 Adrián CARRASCO	SPA	MGP140	2'07.849	112.7	12



GP GENERALI DE LA COMUNITAT VALENCIANA

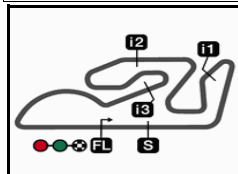
Cuna 140

After the Race Nr. 1

Event Best Maximum Speed

24


Rider	Nation Team	Motorcycle	Km/h
27 Alex PEREZ	SPA Cuna de Campeones	MGP140	150.7 Race Nr. 1
91 Aitor ANDUJAR	SPA Cuna de Campeones	MGP140	150.4 Race Nr. 1
96 Daniel HOLGADO	SPA Cuna de Campeones	MGP140	148.6 Race Nr. 1
69 Marcos RUDA	SPA Cuna de Campeones	MGP140	148.1 Race Nr. 1
74 Fran SALINAS	SPA Cuna de Campeones	MGP140	147.8 Race Nr. 1
11 Alex ESCRIG	SPA Cuna de Campeones	MGP140	147.6 Race Nr. 1
86 Jon BARBERO	SPA Cuna de Campeones	MGP140	147.3 Race Nr. 1
89 Marcos URIARTE	SPA Cuna de Campeones	MGP140	147.2 Qualifying Practice Nr. 1
40 José SUAREZ	SPA Cuna de Campeones	MGP140	146.7 Race Nr. 1
15 Marcos GARCIA	SPA Cuna de Campeones	MGP140	146.5 Qualifying Practice Nr. 1
99 Adrian HUERTAS	SPA Cuna de Campeones	MGP140	146.5 Race Nr. 1
64 Marc CABEDO	SPA Cuna de Campeones	MGP140	146.4 Race Nr. 1
31 Adrian FERNANDEZ	SPA Cuna de Campeones	MGP140	146.1 Race Nr. 1
87 Faustino CAÑERO	SPA Cuna de Campeones	MGP140	145.6 Race Nr. 1
9 Chenco AMBER	SPA Cuna de Campeones	MGP140	145.5 Qualifying Practice Nr. 1
39 Miquel GAMARRA	SPA Cuna de Campeones	MGP140	145.1 Race Nr. 1
82 Bryan AGUILAR	SPA Cuna de Campeones	MGP140	144.8 Race Nr. 1
13 Oscar ALMONACIL	SPA Cuna de Campeones	MGP140	144.6 Race Nr. 1
25 Luis VERDUGO	SPA Cuna de Campeones	MGP140	144.2 Race Nr. 1
4 Germán SALINAS	SPA Cuna de Campeones	MGP140	144.2 Race Nr. 1
28 Adrián CARRASCO	SPA Cuna de Campeones	MGP140	143.8 Qualifying Practice Nr. 2
43 Pedro ACOSTA	SPA Cuna de Campeones	MGP140	143.7 Qualifying Practice Nr. 2
21 Javier MIGUEL	SPA Cuna de Campeones	MGP140	143.2 Race Nr. 1
2 Ondrej VOSTATEK	CZE Cuna de Campeones	MGP140	143.0 Qualifying Practice Nr. 1
33 Izan GUEVARA	SPA Cuna de Campeones	MGP140	142.5 Race Nr. 1
8 Carlos GIMENEZ	SPA Cuna de Campeones	MGP140	142.2 Qualifying Practice Nr. 1
12 Ricardo SORIANO	SPA Cuna de Campeones	MGP140	142.0 Race Nr. 1
19 David IZQUIERDO	SPA Cuna de Campeones	MGP140	141.8 Race Nr. 1
5 Julio HERRAEZ	SPA Cuna de Campeones	MGP140	141.2 Race Nr. 1
95 David POVEDA	SPA Cuna de Campeones	MGP140	140.8 Qualifying Practice Nr. 1
3 Artem MARAEV	RUS Cuna de Campeones	MGP140	140.6 Qualifying Practice Nr. 2
26 Adam IÑIGUEZ	SPA Cuna de Campeones	MGP140	140.4 Qualifying Practice Nr. 2
52 Alejandro MUÑOZ	SPA Cuna de Campeones	MGP140	136.7 Race Nr. 1
77 Pablo HERRERO	SPA Cuna de Campeones	MGP140	135.8 Qualifying Practice Nr. 1
24 Sergio BERNAL	AND Cuna de Campeones	MGP140	133.1 Qualifying Practice Nr. 1



4005 m.

GP GENERALI DE LA COMUNITAT VALENCIANA

Race Nr. 1

Chronological Analysis of Performances

25

						T1 Time from finish line to 1st intermediate						T3 Time from 2nd intermed. to 3rd intermed.					
						T2 Time from 1st intermed. to 2nd intermed.						T4 Time from 3rd intermediate to finish line					
Lap	Lap Time	T1	T2	T3	T4 Speed	Lap	Lap Time	T1	T2	T3	T4 Speed	Lap	Lap Time	T1	T2	T3	T4 Speed
1st 31 Adrian FERNANDEZ Cuna de Campeones SPA																	
1	2'16.251	37.453	33.492	28.910	36.396	123.5											
2	2'09.711	30.956	32.623	29.087	37.045	146.1											
3	2'08.095	30.652	32.957	28.472	36.014	144.4											
4	2'09.235	30.466	33.049	29.233	36.487	144.4											
5	2'08.482	30.644	32.922	28.366	36.550	144.6											
6	2'08.390	30.681	32.536	28.364	36.809	144.3											
7	2'09.329	30.910	32.967	28.695	36.757	141.3											
6th 99 Adrian HUERTAS Cuna de Campeones SPA																	
1	2'15.510	36.571	33.274	28.847	36.818	118.0											
2	2'09.405	31.351	32.790	28.477	36.787	142.3											
3	2'09.320	30.849	33.008	28.728	36.735	143.1											
4	2'08.953	30.583	32.695	28.528	37.147	146.1											
5	2'08.717	30.637	32.947	28.598	36.535	141.9											
6	2'08.273	30.438	32.658	28.561	36.616	146.5											
7	2'09.452	31.249	33.059	28.615	36.529	141.0											
2nd 69 Marcos RUDA Cuna de Campeones SPA																	
1	2'17.010	38.125	33.430	28.803	36.652	124.7											
2	2'08.758	30.672	33.469	28.436	36.181	148.1											
3	2'08.928	30.722	33.164	29.147	35.895	147.5											
4	2'08.831	30.716	32.761	28.755	36.599	147.9											
5	2'08.775	30.194	32.974	28.580	37.027	147.9											
6	2'08.344	30.532	32.604	28.669	36.539	145.8											
7	2'08.848	30.975	32.933	28.836	36.104	145.7											
7th 27 Alex PEREZ Cuna de Campeones SPA																	
1	2'16.169	37.929	33.134	28.445	36.661	118.5											
2	2'09.898	31.280	32.991	28.590	37.037	147.9											
3	2'08.848	30.727	32.981	29.035	36.105	149.8											
4	2'08.932	30.731	33.020	28.643	36.538	150.6											
5	2'09.731	30.867	32.556	28.712	37.596	150.7											
6	2'07.349	29.962	32.221	28.465	36.701	147.4											
7	2'08.939	30.826	33.186	28.542	36.385	150.4											
3rd 91 Aitor ANDUJAR Cuna de Campeones SPA																	
1	2'15.605	37.207	33.269	28.698	36.431	119.4											
2	2'09.730	30.554	33.293	28.830	37.053	145.0											
3	2'08.670	30.733	33.159	28.624	36.154	145.2											
4	2'09.026	30.382	33.128	28.994	36.522	144.9											
5	2'09.629	30.350	33.120	29.015	37.144	145.4											
6	2'07.950	29.859	32.511	28.651	36.929	150.4											
7	2'08.898	30.550	33.044	28.869	36.435	146.1											
8th 96 Daniel HOLGADO Cuna de Campeones SPA																	
1	2'16.848	37.817	33.473	28.879	36.679	120.6											
2	2'09.718	30.730	33.768	28.590	36.630	148.6											
3	2'08.607	30.468	33.021	29.058	36.060	146.7											
4	2'08.504	30.651	32.880	28.468	36.505	146.8											
5	2'09.743	31.184	32.802	28.615	37.142	146.8											
6	2'07.625	30.317	32.858	28.141	36.309	145.4											
7	2'08.988	31.007	32.710	28.679	36.592	145.9											
4th 33 Izan GUEVARA Cuna de Campeones SPA																	
1	2'15.776	37.127	33.135	29.052	36.462	117.2											
2	2'09.286	31.442	32.573	28.872	36.399	142.5											
3	2'09.265	31.136	33.240	29.068	35.821	141.7											
4	2'09.056	30.939	32.409	28.962	36.746	142.0											
5	2'09.070	30.846	32.800	28.556	36.868	142.1											
6	2'08.013	30.478	32.595	28.232	36.708	141.9											
7	2'09.056	30.836	32.940	28.597	36.683	142.5											
9th 11 Alex ESCRIG Cuna de Campeones SPA																	
1	2'15.661	36.921	33.106	28.922	36.712	118.6											
2	2'09.322	31.176	32.761	28.445	36.940	144.5											
3	2'09.492	30.985	33.402	28.562	36.543	141.5											
4	2'08.745	30.583	32.567	28.754	36.841	146.3											
5	2'10.258	30.871	32.836	28.866	37.685	141.6											
6	2'07.234	30.333	32.556	27.967	36.378	147.6											
7	2'09.326	31.700	32.606	28.601	36.419	145.0											
5th 28 Adrián CARRASCO Cuna de Campeones SPA																	
1	2'15.479	36.393	33.508	28.938	36.640	116.9											
2	2'09.474	30.555	33.355	28.567	36.997	142.3											
3	2'08.993	30.885	33.247	28.587	36.274	142.8											
4	2'09.021	30.364	33.162	28.765	36.730	142.5											
5	2'08.817	30.519	33.001	28.580	36.717	141.4											
6	2'08.380	30.887	32.641	28.258	36.594	141.7											
7	2'09.370	30.898	33.007	28.476	36.989	142.1											
10th 15 Marcos GARCIA Cuna de Campeones SPA																	
1	2'19.957	39.800	33.215	29.269	37.673	124.2											
2	2'09.740	30.839	33.245	28.871	36.785	146.4											
3	2'09.995	30.737	33.454	28.674	37.130	146.0											
4	2'10.194	30.515	33.514	28.809	37.356	146.3											
5	2'10.305	30.667	33.651	28.951	37.036	144.8											
6	2'10.536	30.826	33.407	28.897	37.406	144.7											
7	2'09.868	30.649	33.916	28.482	36.821	143.9											

Fastest Lap:

2'08.095 30.652 32.957 28.472 36.014

DORNA DATA PROCESSING TIMING SERVICE DORNA DATA PROCESSING TIMING SERVICE DORNA DATA PROCESSING TIMING SERVICE DORNA DATA PROCESSING TIMING SERVICE DORNA DATA PROCESSING TIMING SERVICE DORNA DATA PROCESSING TIMING SERVICE DORNA DATA PROCESSING TIMING SERVICE DORNA DATA PROCESSING TIMING SERVICE DORNA DATA PROCCEESSS

Race Nr. 1

Cuna 140

Lap	Lap Time	T1	T2	T3	T4	Speed	Lap	Lap Time	T1	T2	T3	T4	Speed		
11th	13	Oscar ALMONACIL					Cuna de Campeones	SPA	1	2'21.441	40.215	34.499	29.635	37.092	125.3
								2	2'11.703	31.749	33.686	28.998	37.270	140.2	
								3	2'11.072	31.306	33.311	29.093	37.362	141.9	
								4	2'11.851	31.321	33.431	29.265	37.834	142.2	
								5	2'13.907	32.160	34.323	29.509	37.915	139.6	
								6	2'12.049	31.765	33.234	29.190	37.860	143.1	
								7	2'13.828	31.568	34.340	29.257	38.663	139.3	

12th	89	Marcos URIARTE					Cuna de Campeones	SPA	1	2'26.265	46.458	33.436	29.404	36.967	
								2	2'10.597	31.004	34.027	28.616	36.950	143.6	
								3	2'09.361	30.812	33.374	28.620	36.555	142.2	
								4	2'10.331	30.849	32.964	29.019	37.499	144.0	
								5	2'12.259	31.674	34.008	29.390	37.187	142.9	
								6	2'10.033	30.796	33.222	28.718	37.297	141.3	
								7	2'09.503	30.835	33.169	28.602	36.897	140.3	

18th	3	Artem MARAEV					Cuna de Campeones	RUS	1	2'19.636	38.912	33.812	29.768	37.144	112.1
								2	2'12.291	32.149	33.450	29.484	37.208	138.8	
								3	2'11.518	31.800	33.572	28.580	37.566	138.9	
								4	2'12.760	32.193	33.811	29.283	37.473	137.8	
								5	2'13.867	32.315	33.977	30.033	37.542	137.9	
								6	2'12.062	31.784	33.485	29.402	37.391	137.8	
								7	2'14.064	31.871	34.064	31.143	36.986	138.0	

13th	40	José SUAREZ					Cuna de Campeones	SPA	1	2'21.576	40.229	34.754	29.533	37.060	126.4
								2	2'10.754	31.296	33.445	28.963	37.050	142.0	
								3	2'11.441	31.419	33.866	29.046	37.110	146.7	
								4	2'12.336	31.441	33.936	29.377	37.582	144.1	
								5	2'13.425	31.817	34.285	29.580	37.743	139.9	
								6	2'12.219	31.161	34.167	29.592	37.299	140.4	
								7	2'12.832	31.538	34.459	29.312	37.523	139.5	

19th	64	Marc CABEDO					Cuna de Campeones	SPA	1	2'20.210	39.972	34.662	28.795	36.781	123.9
								2	2'12.043	31.669	33.908	29.038	37.428	144.8	
								3	2'11.009	31.154	33.765	29.003	37.087	146.4	
								4	2'12.435	31.412	34.017	29.129	37.877	144.2	
								5	2'13.591	31.804	34.679	29.380	37.728	142.9	
								6	2'12.061	31.087	34.171	29.130	37.673	144.4	
								7	2'14.862	31.679	34.518	29.311	39.354	142.7	

14th	2	Ondrej VOSTATEK					Cuna de Campeones	CZE	1	2'21.787	40.345	34.763	29.654	37.025	123.9
								2	2'11.882	31.490	33.860	29.342	37.190	141.8	
								3	2'10.669	31.400	33.438	28.910	36.921	140.2	
								4	2'12.076	31.383	33.829	29.373	37.491	140.7	
								5	2'13.804	32.186	34.043	30.037	37.538	139.3	
								6	2'12.374	31.787	33.469	29.516	37.602	141.0	
								7	2'12.328	31.532	33.854	29.446	37.496	141.2	

20th	8	Carlos GIMENEZ					Cuna de Campeones	SPA	1	2'26.988	41.972	36.782	29.778	38.456	126.5
								2	2'13.664	31.711	33.979	29.826	38.148	141.8	
								3	2'14.407	32.315	34.547	29.747	37.798	139.8	
								4	2'13.398	31.556	34.337	29.582	37.923	139.2	
								5	2'12.689	31.695	33.908	29.101	37.985	138.8	
								6	2'12.758	31.593	33.842	29.014	38.309	139.3	
								7	2'12.457	31.590	34.232	29.101	37.534	138.1	

15th	12	Ricardo SORIANO					Cuna de Campeones	SPA	1	2'19.034	38.676	33.877	29.303	37.178	121.8
								2	2'12.040	31.751	34.087	28.961	37.241	142.0	
								3	2'11.794	31.285	33.746	29.421	37.342	140.7	
								4	2'13.157	31.556	34.195	29.345	38.061	141.1	
								5	2'13.111	31.879	34.042	29.351	37.839	139.2	
								6	2'12.649	31.475	34.184	29.008	37.982	139.8	
								7	2'13.402	31.547	34.777	29.227	37.851	139.1	

21st	25	Luis VERDUGO					Cuna de Campeones	SPA	1	2'25.092	41.321	35.121	30.072	38.578	126.1
								2	2'15.100	32.063	35.073	29.801	38.163	143.2	
								3	2'15.477	32.631	34.675	30.400	37.771	142.0	
								4	2'14.128	32.104	34.636	29.520	37.868	142.8	
								5	2'13.081	31.633	34.227	29.405	37.816	142.9	
								6	2'12.443	31.354	34.254	29.261	37.574	144.2	
								7	2'11.953	31.389	34.166	29.149	37.249	143.3	

16th	21	Javier MIGUEL					Cuna de Campeones	SPA	1	2'19.268	39.127	33.617	29.256	37.268	126.1
								2	2'12.227	31.684	33.989	29.065	37.489	143.2	
								3	2'12.203	31.443	33.443	29.646	37.671	142.7	
								4	2'12.667	31.382	33.690	29.684	37.911	141.3	
								5	2'13.642	31.736	34.268	29.870	37.768	143.2	
								6	2'12.018	31.644	33.570	29.360	37.444	141.0	
								7	2'13.309	31.749	34.400	29.497	37.663	142.2	

22nd	4	Germán SALINAS					Cuna de Campeones	SPA	1	2'25.708	42.224	35.853	29.617	38.014	123.9
								2	2'14.748	31.465	35.345	29.834	38.104	142.4	
								3	2'14.605	31.715	34.940	29.765	38.185	143.0	
								4	2'14.883	32.258	34.496	29.598	38.531	139.2	
								5	2'13.267	31.590	34.190	29.423	38.064	144.2	
								6	2'12.382	31.393	33.973	29.503	37.513	143.2	
								7	2'12.019	31.143	34.244	29.288	37.344	141.9	

17th	9	Chencho AMBER					Cuna de Campeones	SPA	1	2'25.818	41.521	35.268	29.780	39.249	124.3
								2	2'14.734	31.870	34.821	29.641	38.402	144.2	
								3	2'15.042	31.902	34.684	29.863	38.593	144.7	

23rd	87	Faustino CAÑERO					Cuna de Campeones	SPA	1	2'25.818	41.521	35.268	29.780	39.249	124.3
								2	2'14.734	31.870	34.821	29.641	38.402	144.2	
								3	2'15.042	31.902	34.684	29.863	38.593	144.7	

Fastest Lap:

2'08.095 30.652 32.957 28.472 36.014

DORNA DATA PROCESSING TIMING SERVICE DORNA DATA PROCESSING TIMING SERVICE DORNA DATA PROCESSING TIMING SERVICE DORNA DATA PROCESSING TIMING SERVICE DORNA DATA PROCESSING TIMING SERVICE DORNA DATA PROCESSING TIMING SERVICE DORNA DATA PROCCESSS

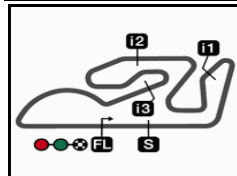
Race Nr. 1

Cuna 140

Lap	Lap Time	T1	T2	T3	T4	Speed	Lap	Lap Time	T1	T2	T3	T4	Speed
4	2'14.765	31.658	34.141	30.129	38.837	142.5	7	2'11.662	31.119	33.534	29.240	37.769	136.8
5	2'13.085	31.490	34.104	29.330	38.161	143.7	30th 77 Pablo HERRERO Cuna de Campeones SPA						
6	2'12.514	31.139	34.257	29.348	37.770	145.6	1	2'40.904	46.478	38.386	33.306	42.734	124.7
7	2'11.853	31.307	33.928	29.215	37.403	142.3	2	2'29.022	35.305	38.360	32.854	42.503	134.4
24th 52 Alejandro MUÑOZ Cuna de Campeones SPA							3	2'28.711	35.189	38.375	33.005	42.142	135.6
1	2'26.114	41.770	35.781	29.646	38.917	125.1	4	2'29.270	35.346	38.369	33.436	42.119	134.2
2	2'15.138	32.840	34.233	29.859	38.206	136.2	5	2'29.944	35.122	38.782	33.575	42.465	134.6
3	2'15.079	32.469	34.154	30.153	38.303	136.3	6	2'30.444	35.229	38.533	33.628	43.054	135.7
4	2'14.101	32.214	34.150	29.440	38.297	136.0	7	3'08.053 P	44.933	47.093	40.400	55.627	120.7
5	2'13.344	32.296	33.688	29.087	38.273	136.7	31st 95 David POVEDA Cuna de Campeones SPA						
6	2'13.965	32.421	33.825	29.344	38.375	133.2	1	2'26.926 P	40.890	35.066	29.825	41.145	124.3
7	2'15.580	32.772	34.235	29.981	38.592	136.5	2	8'14.070	6'28.394	36.190	30.532	38.954	
25th 82 Bryan AGUILAR Cuna de Campeones SPA							3	2'17.692	31.886	35.244	30.017	40.545	139.9
1	2'21.490	39.861	35.146	29.071	37.412	122.6	4	2'18.866	35.623	34.785	30.079	38.379	119.8
2	2'12.195	32.582	33.636	28.623	37.354	142.8	32nd 86 Jon BARBERO Cuna de Campeones SPA						
3	2'10.596	31.877	33.047	28.671	37.001	144.8	1	2'19.550	39.570	33.322	29.268	37.390	122.8
4	2'15.430	33.994	33.094	29.216	39.126	118.6	2	2'11.783	31.680	33.824	29.040	37.239	144.9
5	2'16.607	35.536	33.737	29.056	38.278	126.4	3	2'09.803	30.825	33.437	28.673	36.868	145.7
6	2'17.952	36.274	33.653	29.163	38.862	98.9	4	2'09.925	30.703	33.283	28.589	37.350	143.5
7	2'19.193	35.999	34.376	30.876	37.942	101.4	5	2'09.267	30.675	33.028	28.529	37.035	142.5
26th 5 Julio HERRAEZ Cuna de Campeones SPA							6	2'10.465	30.818	33.724	28.792	37.131	147.3
1	2'31.447	44.928	35.034	31.997	39.488	124.5	unfinished	30.926					142.6
2	2'17.828	32.278	35.934	30.684	38.932	141.2	33rd 74 Fran SALINAS Cuna de Campeones SPA						
3	2'17.061	32.506	35.235	30.386	38.934	138.2	1	2'16.999	38.259	33.515	28.559	36.666	120.8
4	2'18.082	32.844	35.492	30.525	39.221	137.5	2	2'09.516	30.793	33.732	28.470	36.521	143.7
5	2'18.470	32.899	35.966	30.432	39.173	136.5	3	2'08.576	30.539	33.210	28.847	35.980	144.6
6	2'18.518	32.713	35.730	30.849	39.226	136.1	unfinished	30.492					147.8
7	2'17.468	32.667	35.323	30.423	39.055	136.2	34th 43 Pedro ACOSTA Cuna de Campeones SPA						
27th 39 Miquel GAMARRA Cuna de Campeones SPA							1	2'42.400 P	41.440	38.199	33.303	49.458	114.8
1	2'31.041	43.458	36.293	31.026	40.264								
2	2'20.105	32.450	36.744	30.943	39.968	143.3							
3	2'19.133	32.158	35.848	31.752	39.375	145.1							
4	2'19.724	32.583	36.235	31.122	39.784	144.5							
5	2'19.883	32.594	36.681	31.132	39.476	144.6							
6	2'19.416	32.332	36.537	30.881	39.666	142.2							
7	2'20.019	32.769	36.502	31.160	39.588	141.8							
28th 19 David IZQUIERDO Cuna de Campeones SPA													
1	2'31.623	43.944	35.922	31.990	39.767	128.1							
2	2'18.795	32.443	36.282	30.901	39.169	141.8							
3	2'19.347	32.566	35.587	31.897	39.297	140.0							
4	2'19.910	33.474	36.014	31.141	39.281	138.3							
5	2'20.149	33.393	36.229	31.250	39.277	139.2							
6	2'20.076	33.102	35.864	31.081	40.029	137.9							
7	2'19.581	32.376	36.502	31.151	39.552	138.4							
29th 26 Adam IÑIGUEZ Cuna de Campeones SPA													
1	3'32.214	1'51.266	33.960	29.246	37.742								
2	2'12.580	31.320	33.939	29.219	38.102	137.5							
3	2'12.827	31.254	34.210	29.384	37.979	136.8							
4	2'12.328	31.493	33.982	29.089	37.764	135.3							
5	2'11.575	31.136	33.724	29.192	37.523	138.4							
6	2'12.069	31.251	33.871	29.233	37.714	137.5							

Fastest Lap: **2'08.095** 30.652 32.957 28.472 36.014

DORNA DATA PROCESSING TIMING SERVICE DORNA DATA PROCESSING TIMING SERVICE DORNA DATA PROCESSING TIMING SERVICE DORNA DATA PROCESSING TIMING SERVICE DORNA DATA PROCESSING TIMING SERVICE DORNA DATA PROCESSING TIMING SERVICE DORNA DATA PROCESSING TIMING SERVICE DORNA DATA PROCESSING TIMING SERVICE DORNA DATA PROCCESSS



4005 m.

GP GENERALI DE LA COMUNITAT VALENCIANA

Race Nr. 1

Analysis by Lap

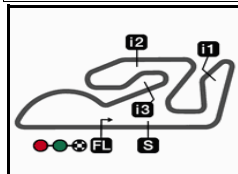
26

Num Lap Time Gap

Num	Lap	Time	Gap	Num	Lap	Time	Gap	Num	Lap	Time	Gap				
Lap 1															
28	2'	15.479		64	2'	12.435	12.730	69	2'	08.344	0.482				
99	2'	15.510	0.031	12	2'	13.157	13.058	11	2'	07.234	0.548				
91	2'	15.605	0.126	87	2'	14.734	15.637	27	2'	07.349	0.763				
11	2'	15.661	0.182	8	2'	13.664	15.737	96	2'	07.625	0.881				
33	2'	15.776	0.297	52	2'	15.138	16.337	15	2'	10.536	10.563				
27	2'	16.169	0.690	5	2'	17.828	24.360	13	2'	09.867	10.565				
31	2'	16.251	0.772	19	2'	18.795	25.503	86	2'	10.465	10.629				
96	2'	16.848	1.369	39	2'	20.105	26.231	89	2'	10.033	18.682				
74	2'	16.999	1.520	77	2'	29.022	45.011	64	2'	12.061	21.185				
69	2'	17.010	1.531	26	2'	12.580	1'19.879	40	2'	12.219	21.587				
12	2'	19.034	3.555	95	8'	14.070	6'16.081	12	2'	12.649	21.621				
21	2'	19.268	3.789	Lap 3								9	2'	12.049	21.859
13	2'	19.487	4.008	28	2'	08.993		21	2'	12.018	21.861				
86	2'	19.550	4.071	91	2'	08.670	0.059	3	2'	12.062	21.970				
3	2'	19.636	4.157	31	2'	08.095	0.111	2	2'	12.374	22.428				
15	2'	19.957	4.478	99	2'	09.320	0.289	8	2'	12.758	33.740				
64	2'	20.210	4.731	33	2'	09.265	0.381	82	2'	17.952	34.106				
9	2'	21.441	5.962	11	2'	09.492	0.529	25	2'	12.443	35.157				
82	2'	21.490	6.011	69	2'	08.928	0.750	4	2'	12.382	35.429				
40	2'	21.576	6.097	27	2'	08.848	0.969	87	2'	12.514	35.794				
2	2'	21.787	6.308	74	2'	08.576	1.145	52	2'	13.965	37.577				
25	2'	25.092	9.613	96	2'	08.607	1.227	5	2'	18.518	1'01.242				
4	2'	25.708	10.229	15	2'	09.995	5.746	39	2'	19.416	1'09.138				
87	2'	25.818	10.339	86	2'	09.803	7.190	19	2'	20.076	1'09.736				
52	2'	26.114	10.635	13	2'	10.056	7.995	69	2'	12.069	1'33.429				
89	2'	26.265	10.786	12	2'	11.794	8.922	77	2'	30.444	2'08.131				
95	2'	26.926	11.447	64	2'	11.009	9.316	Lap 5							
8	2'	26.988	11.509	3	2'	11.518	9.499	31	2'	08.482					
39	2'	31.041	15.562	21	2'	12.203	9.752	28	2'	08.817	0.010				
5	2'	31.447	15.968	40	2'	11.441	9.825	99	2'	08.717	0.131				
19	2'	31.623	16.144	9	2'	11.072	10.270	69	2'	08.775	0.528				
77	2'	40.904	25.425	82	2'	10.596	10.335	33	2'	09.070	0.679				
43	2'	42.400	26.921	2	2'	10.669	10.392	91	2'	09.629	0.886				
26	3'	32.214	1'16.735	89	2'	09.361	12.277	96	2'	09.743	1.646				
Lap 2															
99	2'	09.405		8	2'	14.407	21.113	11	2'	10.258	1.704				
28	2'	09.474	0.038	4	2'	14.605	21.115	27	2'	09.731	1.804				
11	2'	09.322	0.068	87	2'	15.042	21.648	15	2'	10.305	8.417				
33	2'	09.286	0.147	25	2'	15.477	21.723	86	2'	09.267	8.554				
91	2'	09.730	0.420	52	2'	15.079	22.385	13	2'	09.247	9.088				
69	2'	08.758	0.853	9	2'	17.061	32.390	89	2'	12.259	17.039				
31	2'	09.711	1.047	19	2'	19.347	35.819	12	2'	13.111	17.362				
27	2'	09.898	1.152	39	2'	19.133	36.333	64	2'	13.591	17.514				
74	2'	09.516	1.600	77	2'	28.711	1'04.691	40	2'	13.425	17.758				
96	2'	09.718	1.651	26	2'	12.827	1'23.675	9	2'	13.907	18.200				
15	2'	09.740	4.782	95	2'	17.692	6'24.742	21	2'	13.642	18.233				
12	2'	12.040	6.159	Lap 4								3	2'	13.867	18.298
86	2'	11.783	6.418	28	2'	09.021		2	2'	13.804	18.444				
21	2'	12.227	6.580	91	2'	09.026	0.064	82	2'	16.607	24.544				
13	2'	12.398	6.970	52	2'	15.079	22.385	8	2'	12.689	29.372				
3	2'	12.291	7.012	9	2'	17.061	32.390	25	2'	13.081	31.104				
64	2'	12.043	7.338	39	2'	19.347	35.819	4	2'	13.267	31.437				
40	2'	10.754	7.415	26	2'	12.827	1'23.675	87	2'	13.085	31.670				
9	2'	11.703	8.229	95	2'	17.692	6'24.742	52	2'	13.344	32.002				
2	2'	11.882	8.754	Lap 6								15	2'	09.868	11.102
82	2'	12.195	8.770	28	2'	09.021		13	2'	10.129	11.365				
89	2'	10.597	11.947	91	2'	09.026	0.064	89	2'	09.503	18.856				
Lap 7															
Lapped rider															
<small>DORNA DATA PROCESSING TIMING SERVICE DORNA DATA PROCESSING TIMING SERVICE DORNA DATA PROCESSING TIMING SERVICE DORNA DATA PROCESSING TIMING SERVICE DORNA DATA PROCESSING TIMING SERVICE DORNA DATA PROCESSING TIMING SERVICE DORNA DATA PROCESSING TIMING SERVICE DORNA DATA PROCCESSUS</small>															



Lapped rider



4005 m.

GP GENERALI DE LA COMUNITAT VALENCIANA

Race Nr. 2

Chronological Analysis of Performances

25

				<i>T1</i> Time from finish line to 1st intermediate		<i>T2</i> Time from 1st intermed. to 2nd intermed.		<i>T3</i> Time from 2nd intermed. to 3rd intermed.		<i>T4</i> Time from 3rd intermediate to finish line				
<i>P</i> Crossing the finish line in pit lane	<i>Lap</i>	<i>Lap Time</i>	<i>T1</i>	<i>T2</i>	<i>T3</i>	<i>T4</i>	<i>Speed</i>	<i>Lap</i>	<i>Lap Time</i>	<i>T1</i>	<i>T2</i>	<i>T3</i>	<i>T4</i>	<i>Speed</i>
1st	31	Adrian FERNANDEZ Cuna de Campeones SPA												
1	2'16.871	39.038	33.179	28.559	36.095	120.2		1	2'17.477	38.521	33.337	28.593	37.026	117.0
2	2'08.913	30.689	33.035	28.692	36.497	142.4		2	2'08.458	30.577	32.999	28.530	36.352	147.9
3	2'08.505	31.085	32.812	28.383	36.225	145.0		3	2'08.775	30.851	32.981	28.640	36.303	145.4
4	2'09.888	31.492	32.808	29.221	36.367	143.8		4	2'09.205	30.732	33.050	28.717	36.706	141.7
5	2'07.693	30.730	32.749	28.053	36.161	142.5		5	2'08.839	31.143	33.040	28.657	35.999	142.6
6	2'07.883	31.040	32.345	28.088	36.410	144.2		6	2'07.875	30.731	32.868	28.205	36.071	148.9
7	2'07.731	30.471	32.750	28.082	36.428	143.0		7	2'07.603	30.179	32.415	28.345	36.664	146.5
2nd	43	Pedro ACOSTA Cuna de Campeones SPA												
1	2'17.887	38.802	33.627	28.613	36.845	113.3		1	2'18.187	38.650	33.652	29.021	36.864	117.9
2	2'08.414	31.048	32.684	28.430	36.252	146.0		2	2'08.535	30.965	33.059	28.416	36.095	145.3
3	2'09.036	31.261	32.925	28.378	36.472	143.8		3	2'08.612	30.966	33.039	28.428	36.179	145.7
4	2'09.290	30.475	33.017	28.799	36.999	142.9		4	2'09.364	30.593	33.076	28.966	36.729	143.2
5	2'07.304	30.565	32.691	28.099	35.949	145.3		5	2'08.120	30.739	32.905	28.803	35.673	144.4
6	2'07.859	30.849	32.462	28.329	36.219	142.9		6	2'08.119	30.493	33.213	28.452	35.961	146.0
7	2'07.812	30.599	32.718	28.155	36.340	141.3		7	2'07.368	30.163	32.873	28.133	36.199	145.8
3rd	33	Izan GUEVARA Cuna de Campeones SPA												
1	2'18.973	39.199	33.423	28.900	37.451	109.4		1	2'17.324	38.276	33.440	28.462	37.146	119.0
2	2'08.962	30.950	33.260	28.342	36.410	142.1		2	2'09.078	31.049	32.779	28.650	36.600	143.5
3	2'08.224	30.875	32.760	28.584	36.005	142.2		3	2'09.678	31.576	33.181	28.669	36.252	142.9
4	2'08.626	31.161	33.129	28.110	36.226	142.3		4	2'09.144	31.522	33.138	28.385	36.099	144.6
5	2'08.163	30.826	32.759	29.040	35.538	141.8		5	2'10.227	31.703	33.025	28.678	36.821	140.3
6	2'07.645	30.583	33.111	28.116	35.835	141.7		6	2'11.027	31.020	33.645	28.950	37.412	139.1
7	2'07.265	30.304	32.805	28.071	36.085	141.8		7	2'11.188	30.977	33.724	28.835	37.652	139.5
4th	91	Aitor ANDUJAR Cuna de Campeones SPA												
1	2'16.373	37.573	33.403	28.799	36.598	117.6		1	2'17.545	38.116	33.552	28.909	36.968	116.5
2	2'09.438	30.623	33.505	28.892	36.418	142.3		2	2'08.954	31.009	33.174	28.652	36.119	144.4
3	2'08.995	31.225	33.252	28.451	36.067	142.8		3	2'09.450	31.583	33.132	28.520	36.215	141.9
4	2'09.173	30.286	33.379	28.942	36.566	142.6		4	2'09.233	31.500	33.145	28.425	36.163	142.5
5	2'08.289	30.610	33.106	28.733	35.840	143.2		5	2'09.942	31.575	32.986	28.734	36.647	143.9
6	2'07.556	30.743	32.645	28.111	36.057	146.9		6	2'11.227	31.583	33.296	28.789	37.559	139.6
7	2'08.143	30.157	33.042	28.476	36.468	146.1		7	2'13.592	31.725	33.768	29.180	38.919	137.9
5th	28	Adrián CARRASCO Cuna de Campeones SPA												
1	2'16.613	37.641	33.389	28.903	36.680	114.3		1	2'21.834	40.965	33.761	29.303	37.805	122.0
2	2'09.135	30.320	33.515	28.643	36.657	146.4		2	2'11.172	31.441	33.635	29.383	36.713	143.0
3	2'08.966	31.501	33.058	28.246	36.161	142.9		3	2'10.403	31.294	33.229	28.727	37.153	141.6
4	2'09.140	30.843	33.153	28.409	36.735	139.9		4	2'10.037	31.138	33.341	28.510	37.048	141.6
5	2'08.732	30.893	32.984	28.935	35.920	141.4		5	2'10.521	30.784	33.472	29.235	37.030	142.4
6	2'07.847	30.601	32.783	28.126	36.337	144.7		6	2'11.768	31.664	33.345	29.370	37.389	143.7
7	2'07.638	30.329	32.871	28.323	36.115	142.9		7	2'10.613	30.888	33.203	28.913	37.609	142.9
6th	27	Alex PEREZ AirAsia Caterham SPA												
7th	96	Daniel HOLGADO Cuna de Campeones SPA												
8th	89	Marcos URIARTE Cuna de Campeones SPA												
9th	11	Alex ESCRIG Cuna de Campeones SPA												
10th	86	Jon BARBERO Cuna de Campeones SPA												

Fastest Lap:

2'07.693 30.730 32.749 28.053 36.161

DORNA DATA PROCESSING TIMING SERVICE DORNA DATA PROCESSING TIMING SERVICE DORNA DATA PROCESSING TIMING SERVICE DORNA DATA PROCESSING TIMING SERVICE DORNA DATA PROCESSING TIMING SERVICE DORNA DATA PROCESSING TIMING SERVICE DORNA DATA PROCESSING TIMING SERVICE DORNA DATA PROCCESSS

Race Nr. 2

Cuna 140

Lap	Lap Time	T1	T2	T3	T4	Speed	Lap	Lap Time	T1	T2	T3	T4	Speed	
11th	26	Adam IÑIGUEZ	Cuna de Campeones SPA					1	2'21.067	40.700	33.897	29.160	<u>37.310</u>	118.3
							2	2'11.994	31.363	34.092	29.197	37.342	140.5	
							3	2'11.570	31.401	<u>33.149</u>	<u>28.749</u>	38.271	141.4	
							4	2'11.815	<u>31.271</u>	33.892	28.872	37.780	<u>141.7</u>	
							5	2'12.205	31.548	34.103	29.011	37.543	138.7	
							6	2'12.446	31.493	33.595	29.069	38.289	140.7	
							7	2'12.391	31.778	33.896	29.058	37.659	137.4	
12th	74	Fran SALINAS	Cuna de Campeones SPA					1	2'18.836	39.099	33.532	28.975	37.230	120.2
							2	2'11.020	32.163	33.616	28.801	<u>36.440</u>	140.4	
							3	2'10.324	<u>31.117</u>	33.811	<u>28.520</u>	36.876	<u>146.1</u>	
							4	2'11.233	31.403	33.715	28.986	37.129	141.1	
							5	2'11.992	31.679	33.620	29.347	37.346	140.4	
							6	2'11.516	31.854	33.304	28.912	37.446	139.2	
							7	2'11.873	31.390	<u>33.203</u>	29.398	37.882	138.8	
13th	15	Marcos GARCIA	Cuna de Campeones SPA					1	2'19.218	40.106	33.274	28.953	36.885	123.8
							2	2'09.831	<u>31.348</u>	33.673	<u>28.404</u>	<u>36.406</u>	<u>146.4</u>	
							3	2'10.802	31.545	33.496	28.779	36.982	145.2	
							4	2'11.724	32.178	33.426	28.707	37.413	139.9	
							5	2'12.571	32.439	33.355	29.367	37.410	128.4	
							6	2'11.677	32.181	<u>33.109</u>	29.257	37.130	143.8	
							7	2'11.028	31.711	33.350	28.767	37.200	139.6	
14th	3	Artem MARAEV	Cuna de Campeones RUS					1	2'19.516	39.987	33.086	29.385	37.058	122.9
							2	2'09.736	31.838	33.243	<u>28.422</u>	<u>36.233</u>	<u>139.4</u>	
							3	2'12.096	32.030	33.629	28.854	37.583	136.6	
							4	2'10.168	<u>31.719</u>	33.179	28.739	36.531	136.0	
							5	2'12.301	31.897	33.389	29.687	37.328	137.2	
							6	2'11.723	32.319	32.876	28.925	37.603	136.4	
							7	2'11.337	31.725	<u>32.836</u>	28.958	37.818	137.7	
15th	13	Oscar ALMONACIL	Cuna de Campeones SPA					1	2'21.723	41.083	34.065	29.320	37.255	121.6
							2	2'10.478	<u>30.933</u>	33.663	29.007	36.875	141.5	
							3	2'09.650	31.207	<u>32.962</u>	28.776	<u>36.705</u>	140.8	
							4	2'10.230	31.351	33.374	28.779	36.726	141.7	
							5	2'11.362	31.440	33.591	29.161	37.170	141.3	
							6	2'11.874	31.926	33.541	<u>28.761</u>	37.646	138.1	
							7	2'11.576	31.686	33.011	29.310	37.569	<u>143.1</u>	
16th	21	Javier MIGUEL	Cuna de Campeones SPA					1	2'19.687	40.386	33.221	29.030	37.050	126.5
							2	2'10.324	31.470	33.572	29.148	<u>36.134</u>	<u>142.4</u>	
							3	2'10.576	<u>31.420</u>	<u>33.036</u>	<u>28.769</u>	37.351	142.0	
							4	2'10.859	31.562	33.242	29.206	36.849	140.8	
							5	2'12.124	31.829	33.535	29.602	37.158	141.3	
							6	2'12.359	31.583	33.521	29.467	37.788	137.7	
							7	2'11.033	31.738	33.088	28.909	37.298	141.4	
17th	12	Ricardo SORIANO	Cuna de Campeones SPA					1	2'26.293	42.996	35.438	30.012	37.847	122.4
							2	2'16.171	33.090	34.844	29.711	38.526	<u>144.2</u>	
							3	2'14.121	32.259	34.298	29.813	37.751	141.2	
18th	2	Ondrej VOSTATEK	Cuna de Campeones CZE					1	2'22.164	41.152	33.626	29.479	37.907	125.0
							2	2'10.860	31.488	33.302	29.073	<u>36.997</u>	141.0	
							3	2'11.528	31.536	<u>33.210</u>	29.058	37.724	138.4	
							4	2'12.429	31.482	33.718	29.162	38.067	139.0	
							5	2'11.874	<u>31.259</u>	33.936	29.313	37.366	138.6	
							6	2'12.262	31.405	33.462	<u>28.997</u>	38.398	<u>141.1</u>	
							7	2'12.976	31.815	33.827	29.317	38.017	137.5	
19th	8	Carlos GIMENEZ	Cuna de Campeones SPA					1	2'25.424	42.450	35.263	30.161	37.550	126.0
							2	2'13.554	32.948	34.258	29.165	<u>37.183</u>	139.9	
							3	2'13.159	31.889	34.243	29.568	37.459	138.2	
							4	2'12.464	32.027	33.935	29.097	37.405	137.7	
							5	2'11.812	31.840	33.648	28.893	37.431	138.4	
							6	2'10.963	31.652	<u>33.526</u>	<u>28.587</u>	37.198	138.5	
							7	2'11.992	<u>31.608</u>	33.995	29.200	37.189	<u>142.4</u>	
20th	64	Marc CABEDO	Cuna de Campeones SPA					1	2'23.248	41.561	35.027	29.248	37.412	122.4
							2	2'12.014	31.858	34.147	<u>28.950</u>	37.059	<u>144.3</u>	
							3	2'11.689	<u>31.550</u>	<u>34.009</u>	29.132	<u>36.998</u>	144.3	
							4	2'13.281	31.796	34.416	29.019	38.050	143.3	
							5	2'13.262	31.681	34.370	29.128	38.083	142.4	
							6	2'13.329	31.771	34.109	29.167	38.282	141.8	
							7	2'13.705	31.612	34.377	29.380	38.336	143.6	
21st	4	Germán SALINAS	Cuna de Campeones SPA					1	2'24.377	41.992	35.151	29.942	<u>37.292</u>	126.2
							2	2'14.411	32.026	34.650	29.710	38.025	<u>144.4</u>	
							3	2'13.663	31.744	34.560	29.480	37.879	139.5	
							4	2'12.926	31.986	33.967	29.444	37.529	140.1	
							5	2'11.520	31.385	33.595	29.169	37.371	140.9	
							6	2'11.807	31.364	33.527	<u>29.130</u>	37.786	140.2	
							7	2'11.863	<u>31.262</u>	<u>33.491</u>	29.259	37.851	139.4	
22nd	87	Faustino CAÑERO	Cuna de Campeones SPA					1	2'23.913	41.838	35.099	29.480	37.496	123.4
							2	2'11.990	31.472	34.400	<u>29.010</u>	<u>37.108</u>	143.4	
							3	2'11.721	<u>31.123</u>	34.108	29.161	37.329	<u>144.4</u>	
							4	2'12.753	31.668	33.989	29.184	37.912	143.6	
							5	2'13.324	31.946	34.279	29.097	38.002	140.6	
							6	2'13.333	31.934	<u>33.981</u>	29.185	38.233	137.7	
							7	2'13.560	31.676	34.234	29.154	38.496	142.6	
23rd	25	Luis VERDUGO	Cuna de Campeones SPA					1	2'26.293	42.996	35.438	30.012	37.847	122.4
							2	2'16.171	33.090	34.844	29.711	38.526	<u>144.2</u>	
							3	2'14.121	32.259	34.298	29.813	37.751	141.2	

Fastest Lap:

2'07.693 30.730 32.749 28.053 36.161

DORNA DATA PROCESSING TIMING SERVICE DORNA DATA PROCESSING TIMING SERVICE DORNA DATA PROCESSING TIMING SERVICE DORNA DATA PROCESSING TIMING SERVICE DORNA DATA PROCESSING TIMING SERVICE DORNA DATA PROCESSING TIMING SERVICE DORNA DATA PROCESSING TIMING SERVICE DORNA DATA PROCESSING TIMING SERVICE DORNA DATA PROCESSES

Race Nr. 2

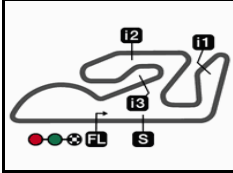
Cuna 140

Lap	Lap Time	T1	T2	T3	T4	Speed	Lap	Lap Time	T1	T2	T3	T4	Speed
24th 9 Chencho AMBER Cuna de Campeones SPA							30th 40 José SUAREZ Cuna de Campeones SPA						
4	2'14.214	31.938	34.553	29.687	38.036	140.6	1	2'23.125	41.411	34.718	29.349	37.647	127.0
5	2'13.568	31.777	34.174	29.534	38.083	140.8	2	2'12.373	32.285	34.080	29.165	36.843	141.0
6	2'12.585	31.737	34.030	29.182	37.636	140.7	3	2'12.065	31.658	33.979	29.015	37.413	142.2
7	2'12.894	31.322	34.031	29.435	38.106	143.9	unfinished		32.001	33.696			139.5
25th 52 Alejandro MUÑOZ Cuna de Campeones SPA							31st 82 Bryan AGUILAR Cuna de Campeones SPA						
1	2'24.307	41.184	35.628	30.034	37.461	125.6	1	2'19.315	39.495	33.506	28.845	37.469	123.7
2	2'14.708	32.494	34.313	29.740	38.161	143.7	2	2'10.628	31.543	33.768	28.948	36.369	145.3
3	2'13.977	31.692	34.402	29.864	38.019	144.0	unfinished		30.665	33.560			148.0
4	2'13.486	32.011	34.050	29.617	37.808	140.2	32nd 99 Adrian HUERTAS Cuna de Campeones SPA						
5	2'13.846	32.012	33.914	29.759	38.161	139.9	1	2'16.310	37.274	33.640	28.721	36.675	117.6
6	2'14.740	32.324	34.105	29.649	38.662	137.8							
7	2'14.800	32.332	34.384	29.691	38.393	139.1							
26th 5 Julio HERRAEZ Cuna de Campeones SPA													
1	2'29.250	43.561	35.845	30.384	39.460	128.5							
2	2'17.843	32.761	36.102	30.122	38.858	143.5							
3	2'16.244	32.389	35.066	30.038	38.751	142.3							
4	2'16.724	32.425	35.226	30.286	38.787	141.0							
5	2'16.570	32.443	34.997	30.460	38.670	139.4							
6	2'16.186	32.398	34.993	29.980	38.815	140.8							
7	2'16.688	32.298	35.384	30.265	38.741	141.4							
27th 19 David IZQUIERDO Cuna de Campeones SPA													
1	2'31.349	43.506	36.757	31.239	39.847	126.4							
2	2'21.338	34.250	36.218	31.079	39.791	138.2							
3	2'21.006	33.575	36.225	31.540	39.666	136.8							
4	2'22.123	34.042	36.215	32.010	39.856	135.3							
5	2'22.359	34.177	36.195	31.589	40.398	134.0							
6	2'20.863	33.497	36.221	31.151	39.994	136.2							
7	2'20.935	33.644	36.274	31.268	39.749	136.0							
28th 77 Pablo HERRERO Cuna de Campeones SPA													
1	2'38.724	45.281	38.485	33.052	41.906	126.0							
2	2'29.033	35.797	38.626	33.109	41.501	136.1							
3	2'27.548	34.786	38.194	33.229	41.339	135.9							
4	2'28.180	34.689	38.179	33.903	41.409	135.7							
5	2'29.972	34.843	38.746	33.459	42.924	136.2							
6	2'29.739	35.316	38.796	33.106	42.521	135.4							
7	2'30.281	36.010	38.556	33.185	42.530	127.2							
29th 95 David POVEDA Cuna de Campeones SPA													
1	2'23.321	41.700	35.240	29.213	37.168	125.8							
2	2'11.340	31.289	33.859	29.151	37.041	144.8							
3	2'11.988	31.346	33.973	29.336	37.333	142.6							

Fastest Lap:

2'07.693 30.730 32.749 28.053 36.161

DORNA DATA PROCESSING TIMING SERVICE DORNA DATA PROCESSING TIMING SERVICE DORNA DATA PROCESSING TIMING SERVICE DORNA DATA PROCESSING TIMING SERVICE DORNA DATA PROCESSING TIMING SERVICE DORNA DATA PROCESSING TIMING SERVICE DORNA DATA PROCESSING TIMING SERVICE DORNA DATA PROCCEESSS



4005 m.

GP GENERALI DE LA COMUNITAT VALENCIANA

Official Starting Grid

Cuna 140

Race : 7 laps = 28.035 km

9	27 2'13.718 25 Luis VERDUGO MGP140	26 2'13.659 40 José SUAREZ MGP140	25 2'13.413 95 David POVEDA MGP140
10	30 2'16.192 5 Julio HERRAEZ MGP140	29 2'14.962 4 Germán SALINAS MGP140	28 2'14.595 87 Faustino CAÑERO MGP140
11	33 2'21.910 39 Miquel GAMARRA MGP140	32 2'19.354 19 David IZQUIERDO MGP140	31 2'16.577 52 Alejandro MUÑOZ MGP140
12	36	35 2'25.638 77 Pablo HERRERO MGP140	34 2'24.611 24 Sergio BERNAL MGP140
13			37

The results are provisional until the end of the limit for protest and appeals and until the ratification of the Event Management Committee.

Time limit for protest expires 60' at the latest after publication of the results - Mr. Time:

DORNA DATA PROCESSING TIMING SERVICE DORNA DATA PROCESSING TIMING SERVICE DORNA DATA PROCESSING TIMING SERVICE DORNA DATA PROCESSING TIMING SERVICE DORNA DATA PROCESSING TIMING SERVICE DORNA DATA PROCESSING TIMING SERVICE DORNA DATA PROCESSING TIMING SERVICE DORNA DATA PROCESSING TIMING SERVICE DORNA DATA PROCESSING TIMING SERVICE DORNA DATA PROCESSING TIMING SERVICE DORNA DATA PROCCEESSS

