


4005 m.

GP MOTUL DE LA COMUNITAT VALENCIANA

Qualifying Practice Nr. 1

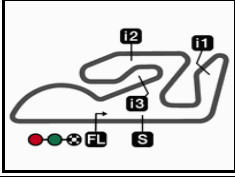
Classification

	Rider	Nation	Team	Motorcycle	Time	Lap	Total	Gap	Top Speed
1	29 Adrián CARRASCO	SPA	Cuna de Campeones	PREMOTO4	1'54.785	12	12		165.2
2	87 Fau CAÑERO	SPA	Cuna de Campeones	PREMOTO4	1'55.779	8	12	0.994 0.994	165.3
3	26 Daniel URRUTIA	SPA	Cuna de Campeones	PREMOTO4	1'59.719	9	12	4.934 3.940	164.4
4	12 Ricardo SORIANO	SPA	Cuna de Campeones	PREMOTO4	2'02.045	8	9	7.260 2.326	161.9
5	9 Chenchó AMBER	SPA	Cuna de Campeones	PREMOTO4	2'02.165	6	9	7.380 0.120	164.7
6	96 Daniel HOLGADO	SPA	Cuna de Campeones	MINIGP140	2'05.823	6	12	11.038 3.658	146.2
7	31 Adrián FERNANDEZ	SPA	Cuna de Campeones	MINIGP140	2'05.888	5	12	11.103 0.065	146.8
8	46 David SALVADOR	SPA	Cuna de Campeones	MINIGP140	2'06.592	12	12	11.807 0.704	141.6
9	133 Izann GUEVARA		Cuna de Campeones	MINIGP140	2'07.358	11	11	12.573 0.766	143.1
10	99 Adrián HUERTAS	SPA	Cuna de Campeones	MINIGP140	2'08.159	11	11	13.374 0.801	137.0
11	34 Pedro ACOSTA	SPA	Cuna de Campeones	MINIGP140	2'08.277	5	10	13.492 0.118	140.3
12	89 Marcos URIARTE	SPA	Cuna de Campeones	MINIGP140	2'08.664	7	9	13.879 0.387	143.5
13	172 Oscar ALMONACIL	SPA	Cuna de Campeones	MINIGP140	2'09.033	9	10	14.248 0.369	138.6
14	77 Pablo HERRERO	SPA	Cuna de Campeones	PREMOTO4	2'09.047	11	11	14.262 0.014	159.9
15	54 Fermín ALDEGUER	SPA	Cuna de Campeones	MINIGP140	2'09.579	4	12	14.794 0.532	138.7
16	69 Marcos RUDA	SPA	Cuna de Campeones	MINIGP140	2'09.634	10	10	14.849 0.055	145.6
17	83 Antonio CARPE	SPA	Cuna de Campeones	MINIGP140	2'10.715	6	11	15.930 1.081	140.7
18	24 Fenton SEABRIGHT	SPA	Cuna de Campeones	MINIGP140	2'10.726	10	10	15.941 0.011	136.9
19	18 Angel HEREDIA	SPA	Cuna de Campeones	MINIGP140	2'11.048	7	11	16.263 0.322	138.0
20	8 Carlos GIMENEZ	SPA	Cuna de Campeones	MINIGP140	2'11.168	11	11	16.383 0.120	138.0
21	25 Luis m. VERDUGO	SPA	Cuna de Campeones	MINIGP140	2'11.781	7	11	16.996 0.613	138.9
22	95 David POVEDA	SPA	Cuna de Campeones	MINIGP140	2'11.937	10	11	17.152 0.156	140.8
23	4 Raúl PEREZ	SPA	Cuna de Campeones	MINIGP140	2'13.851	5	11	19.066 1.914	137.0
24	44 Nicolás HERNANDEZ	SPA	Cuna de Campeones	MINIGP140	2'14.399	4	8	19.614 0.548	137.8
25	3 Artem MARAEV	RUS	Cuna de Campeones	MINIGP140	2'14.733	6	8	19.948 0.334	137.1
26	15 Marcos GARCIA	SPA	Cuna de Campeones	MINIGP140	2'15.954	4	10	21.169 1.221	140.1
27	52 Alejandro MUÑOZ	SPA	Cuna de Campeones	MINIGP140	2'17.027	11	11	22.242 1.073	137.3
28	72 Iván SIERRA	SPA	Cuna de Campeones	MINIGP140	2'17.873	9	9	23.088 0.846	128.0
29	82 Bryan AGUILAR	SPA	Cuna de Campeones	MINIGP140	2'17.955	8	8	23.170 0.082	138.8
30	19 David IZQUIERDO	SPA	Cuna de Campeones	MINIGP140	2'18.085	4	6	23.300 0.130	133.6
31	93 Sergio BERNAL	AND	Cuna de Campeones	MINIGP140	2'25.425	6	10	30.640 7.340	133.1
32	122 Mónica SANCHEZ	SPA	Cuna de Campeones	MINIGP140	2'25.595	7	10	30.810 0.170	134.4
33	2 Ondrej VOSTATEK	CZE	Cuna de Campeones	MINIGP140	2'32.934	2	4	38.149 7.339	132.8
Not classified									
13	Luis e. MENDOZA	SPA	Cuna de Campeones	MINIGP140				-0.000	
22	Nicolás UNZUETA	SPA	Cuna de Campeones	MINIGP140				-0.000	
33	Izan GUEVARA	SPA	Cuna de Campeones	PREMOTO4				-0.000	
36	Marcos GARRIDO	SPA	Cuna de Campeones	MINIGP140				-0.000	
55	Raúl LLORIS	SPA	Cuna de Campeones	MINIGP140				-0.000	
56	Alain GONZALEZ	SPA	Cuna de Campeones	MINIGP140				-0.000	

The results are provisional until the end of the limit for protest and appeals.

Time limit for protest expires 30' after publication of the results - Mr. Time:

DORNA DATA PROCESSING TIMING SERVICE DORNA DATA PROCESSING TIMING SERVICE DORNA DATA PROCESSING TIMING SERVICE DORNA DATA PROCESSING TIMING SERVICE DORNA DATA PROCESSING TIMING SERVICE DORNA DATA PROCESSING TIMING SERVICE DORNA DATA PROCESSING TIMING SERVICE DORNA DATA PROCESSING TIMING SERVICE DORNA DATA PROCESSING TIMING SERVICE DORNA DATA PROCESSING TIMING SERVICE DORNA DATA PROCESSING TIMING SERVICE DORNA DATA PROCCESSS



GP MOTUL DE LA COMUNITAT VALENCIANA Qualifying Practice Nr. 1 Classification

4005 m.



Rider

Nation Team

Motorcycle

Time Lap Total

Gap Top Speed

Practice condition: Dry

Air: 23°
Humidity: 53%
Ground: 27°

Fastest Lap:

Circuit Record Lap:

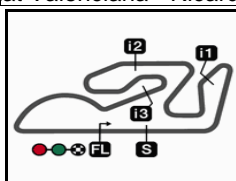
Circuit Best Lap:

Lap: 12	Adrián CARRASCO	1'54.785	125.6 Km/h
	New track layout		
2015	Adrián CARRASCO	1'54.785	125.6 Km/h

The results are provisional until the end of the limit for protest and appeals.

Time limit for protest expires 30' after publication of the results - Mr. Time:

DORNA DATA PROCESSING TIMING SERVICE DORNA DATA PROCESSING TIMING SERVICE DORNA DATA PROCESSING TIMING SERVICE DORNA DATA PROCESSING TIMING SERVICE DORNA DATA PROCESSING TIMING SERVICE DORNA DATA PROCESSING TIMING SERVICE DORNA DATA PROCESSING TIMING SERVICE DORNA DATA PROCESSING TIMING SERVICE DORNA DATA PROCESSING TIMING SERVICE DORNA DATA PROCEESSS



4005 m.

GP MOTUL DE LA COMUNITAT VALENCIANA

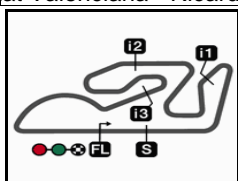
Qualifying Practice Nr. 1

Best Partial Times

IT Ideal Lap Time, sum of the best partial times

BT Best Lap Time

T1		T2		T3		T4				IT	BT	
Pos	Rider	Time	Rider	Time	Rider	Time	Rider	Time	Pos	Rider	IT	BT
1A.	CARRASCO	27.283	A.CARRASCO	29.518	A.CARRASCO	25.875	A.CARRASCO	32.054	1	A.CARRASCO	1'54.730	1'54.785 (1)
2F.	CAÑERO	27.630	F.CAÑERO	29.599	F.CAÑERO	25.974	F.CAÑERO	32.562	2	F.CAÑERO	1'55.765	1'55.779 (2)
3D.	URRUTIA	28.346	D.URRUTIA	30.727	D.URRUTIA	26.884	D.URRUTIA	33.376	3	D.URRUTIA	1'59.333	1'59.719 (3)
4R.	SORIANO	28.879	R.SORIANO	31.175	R.SORIANO	27.413	C.AMBER	33.777	4	R.SORIANO	2'01.395	2'02.045 (4)
5C.	AMBER	29.209	C.AMBER	31.193	C.AMBER	27.508	R.SORIANO	33.928	5	C.AMBER	2'01.687	2'02.165 (5)
6D.	HOLGADO	29.883	D.HOLGADO	31.518	D.SALVADOR	27.899	D.HOLGADO	35.158	6	D.HOLGADO	2'04.553	2'05.823 (6)
7A.	FERNANDEZ	29.943	A.FERNANDEZ	31.747	D.HOLGADO	27.994	A.FERNANDEZ	35.178	7	A.FERNANDEZ	2'04.910	2'05.888 (7)
8D.	SALVADOR	30.243	D.SALVADOR	32.061	A.FERNANDEZ	28.042	D.SALVADOR	35.550	8	D.SALVADOR	2'05.753	2'06.592 (8)
9M.	URIARTE	30.245	A.HUERTAS	32.320	A.HUERTAS	28.270	P.HERRERO	35.663	9	M.URIARTE	2'07.174	2'08.664 (12)
10I.	GUEVARA	30.402	M.URIARTE	32.372	I.GUEVARA	28.295	M.URIARTE	35.914	9	I.GUEVARA	2'07.174	2'07.358 (9)
11P.	HERRERO	30.632	I.GUEVARA	32.507	O.ALMONACIL	28.329	I.GUEVARA	35.970	11	A.HUERTAS	2'07.790	2'08.159 (10)
12M.	RUDA	30.838	P.ACOSTA	32.518	P.ACOSTA	28.408	P.ACOSTA	36.097	12	P.ACOSTA	2'07.898	2'08.277 (11)
13P.	ACOSTA	30.875	O.ALMONACIL	32.569	A.CARPE	28.538	M.RUDA	36.272	13	O.ALMONACIL	2'08.161	2'09.033 (13)
14A.	HUERTAS	30.906	F.ALDEGUER	32.803	M.URIARTE	28.643	A.HUERTAS	36.294	14	P.HERRERO	2'08.276	2'09.047 (14)
15O.	ALMONACIL	30.952	P.HERRERO	32.824	F.ALDEGUER	28.730	O.ALMONACIL	36.311	15	F.ALDEGUER	2'09.056	2'09.579 (15)
16F.	ALDEGUER	31.101	F.SEABRIGHT	32.927	A.HEREDIA	28.822	F.ALDEGUER	36.422	16	M.RUDA	2'09.140	2'09.634 (16)
17A.	CARPE	31.307	M.RUDA	33.164	M.RUDA	28.866	A.CARPE	36.721	17	A.CARPE	2'09.849	2'10.715 (17)
18L.	VERDUGO	31.358	D.POVEDA	33.210	F.SEABRIGHT	28.893	A.HEREDIA	36.781	18	F.SEABRIGHT	2'10.588	2'10.726 (18)
19A.	HEREDIA	31.481	C.GIMENEZ	33.248	D.POVEDA	29.069	C.GIMENEZ	36.969	19	A.HEREDIA	2'10.913	2'11.048 (19)
20F.	SEABRIGHT	31.637	A.CARPE	33.283	L.VERDUGO	29.104	F.SEABRIGHT	37.131	20	C.GIMENEZ	2'11.168	2'11.168 (20)
21R.	PEREZ	31.691	L.VERDUGO	33.761	C.GIMENEZ	29.153	L.VERDUGO	37.189	21	D.POVEDA	2'11.346	2'11.937 (22)
22C.	GIMENEZ	31.798	A.HEREDIA	33.829	P.HERRERO	29.157	D.POVEDA	37.251	22	L.VERDUGO	2'11.412	2'11.781 (21)
23D.	POVEDA	31.816	R.PEREZ	33.934	A.MARAEV	29.660	A.MARAEV	37.539	23	R.PEREZ	2'13.259	2'13.851 (23)
24N.	HERNANDEZ	31.951	N.HERNANDEZ	34.115	I.SIERRA	29.700	R.PEREZ	37.865	24	A.MARAEV	2'13.736	2'14.733 (25)



4005 m.

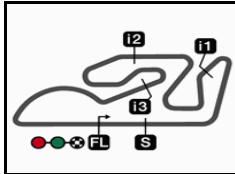
GP MOTUL DE LA COMUNITAT VALENCIANA

Qualifying Practice Nr. 1

Best Partial Times

IT Ideal Lap Time, sum of the best partial times*BT* Best Lap Time

<i>T1</i>		<i>T2</i>		<i>T3</i>		<i>T4</i>				<i>IT</i>	<i>BT</i>	
<i>Pos</i>	<i>Rider</i>	<i>Time</i>	<i>Rider</i>	<i>Time</i>	<i>Rider</i>	<i>Time</i>	<i>Rider</i>	<i>Time</i>	<i>Pos</i>	<i>Rider</i>		
25	M.GARCIA	32.190	A.MARAEV	34.301	R.PEREZ	29.769	N.HERNANDEZ	37.993	25	N.HERNANDEZ	2'14.071	2'14.399 (24)
26	A.MARAEV	32.236	M.GARCIA	34.548	M.GARCIA	29.799	M.GARCIA	38.046	26	M.GARCIA	2'14.583	2'15.954 (26)
27	I.SIERRA	32.733	D.IZQUIERDO	34.701	N.HERNANDEZ	30.012	I.SIERRA	38.251	27	I.SIERRA	2'15.405	2'17.873 (28)
28	A.MUÑOZ	32.778	I.SIERRA	34.721	O.VOSTATEK	30.365	A.MUÑOZ	38.523	28	A.MUÑOZ	2'16.717	2'17.027 (27)
29	O.VOSTATEK	32.816	A.MUÑOZ	34.958	B.AGUILAR	30.400	O.VOSTATEK	38.988	29	O.VOSTATEK	2'17.144	2'32.934 (33)
30	B.AGUILAR	33.103	O.VOSTATEK	34.975	D.IZQUIERDO	30.453	D.IZQUIERDO	39.050	30	D.IZQUIERDO	2'17.610	2'18.085 (30)
31	D.IZQUIERDO	33.406	B.AGUILAR	35.224	A.MUÑOZ	30.458	B.AGUILAR	39.055	31	B.AGUILAR	2'17.782	2'17.955 (29)
32	M.SANCHEZ	34.449	S.BERNAL	36.789	S.BERNAL	32.198	S.BERNAL	40.516	32	S.BERNAL	2'24.431	2'25.425 (31)
33	S.BERNAL	34.928	M.SANCHEZ	37.027	M.SANCHEZ	32.816	M.SANCHEZ	40.578	33	M.SANCHEZ	2'24.870	2'25.595 (32)




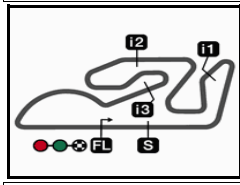
4005 m.

GP MOTUL DE LA COMUNITAT VALENCIANA

Qualifying Practice Nr. 1

Fastest Laps Sequence

<i>Practice Time</i>	 <i>Rider</i>	<i>Nation</i>	<i>Motorcycle</i>	<i>Time</i>	<i>Km/h</i>	<i>Rider's Lap</i>
4'41.543	99 Adrián HUERTAS	SPA	MINIGP140	2'11.035	110.0	2
4'47.299	46 David SALVADOR	SPA	MINIGP140	2'07.977	112.6	2
5'01.445	96 Daniel HOLGADO	SPA	MINIGP140	2'07.674	112.9	2
5'01.474	31 Adrián FERNANDEZ	SPA	MINIGP140	2'07.579	113.0	2
5'01.645	29 Adrián CARRASCO	SPA	PREMOTO4	1'58.435	121.7	2
6'59.313	29 Adrián CARRASCO	SPA	PREMOTO4	1'57.668	122.5	3
8'56.191	29 Adrián CARRASCO	SPA	PREMOTO4	1'56.878	123.3	4
10'52.181	29 Adrián CARRASCO	SPA	PREMOTO4	1'55.990	124.3	5
16'47.371	87 Fau CAÑERO	SPA	PREMOTO4	1'55.779	124.5	8
24'17.136	29 Adrián CARRASCO	SPA	PREMOTO4	1'54.873	125.5	11
26'11.921	29 Adrián CARRASCO	SPA	PREMOTO4	1'54.785	125.6	12



4005 m.

GP MOTUL DE LA COMUNITAT VALENCIANA**Qualifying Practice Nr. 1****Chronological Analysis of Performances**

* Lap / Sector time cancelled

T1 Time from finish line to 1st intermedate

T3 Time from 2nd intermed. to 3rd intermed.

P Crossing the finish line in pit lane

T2 Time from 1st intermed. to 2nd intermed.

T4 Time from 3rd intermediate to finish line

Lap	Lap Time	T1	T2	T3	T4	Speed	Lap	Lap Time	T1	T2	T3	T4	Speed
1st 29	Adrián CARRASCO Cuna de Campeones SPA Runs=2 Total laps=12 Full laps=9						4th 12	Ricardo SORIANO Cuna de Campeones SPA Runs=2 Total laps=9 Full laps=7					
1	3'03.210	1'22.709	34.783	29.490	36.228		1	3'12.630 P	1'18.485	39.539	33.349	41.257	
2	1'58.435	28.248	30.750	26.622	32.815	165.2	2	8'24.989	6'49.448	32.583	28.531	34.427	
3	1'57.668	27.659	30.978	26.354	32.677	165.1	3	2'04.300	29.376	32.644	27.591	34.689	161.9
4	1'56.878	27.725	30.025	26.595	32.533	163.1	4	2'03.713	29.458	31.685	28.642	33.928	159.7
5	1'55.990	27.679	29.670	26.108	32.533	162.1	5	2'03.763	29.725	31.699	28.045	34.294	161.6
6	1'56.601	27.879	30.064	26.260	32.398	162.8	6	2'03.028	29.146	31.521	28.003	34.358	160.6
7	1'58.072	27.563	30.112	27.807	32.590	163.2	7	2'02.368	29.099	31.483	27.413	34.373	158.9
8	2'07.552 P	28.481	30.944	27.056	41.071	164.2	8	2'02.045	28.879	31.198	27.848	34.120	160.6
9	3'31.848	2'03.259	30.141	25.992	32.456		9	2'03.186	28.968	31.175	28.508	34.535	159.1
10	1'56.009	27.568	30.018	25.990	32.433	164.1	5th 9	Chencho AMBER Cuna de Campeones SPA Runs=4 Total laps=10 Full laps=3					
11	1'54.873	27.402	29.537	25.875	32.059	164.4	1	3'42.301 P	1'26.135	46.557	36.673	52.936	
12	1'54.785	27.283	29.518	25.930	32.054	164.1	2	3'08.093	1'27.745	35.369	29.323	35.656	
2nd 87	Fau CAÑERO Cuna de Campeones SPA Runs=2 Total laps=12 Full laps=9						unfinished	30.447	34.035	31.647		158.7	
1	3'02.676	1'21.771	35.272	29.577	36.056		3	5'36.669		32.620	27.966	35.660	
2	2'00.512	28.633	31.554	26.777	33.548	161.9	4	2'04.637	29.912	32.224	27.929	34.572	159.8
3	1'58.999	28.333	30.988	26.716	32.962	164.3	5	2'03.057	29.317	31.780	28.183	33.777	160.0
4	1'57.955	28.334	30.318	26.314	32.989	164.3	6	2'02.165	29.209	31.193	27.508	34.255	160.2
5	1'56.990	27.809	30.049	26.473	32.659	162.6	7	2'14.078 P	29.282	31.641	28.052	45.103	159.6
6	1'57.212	28.163	30.067	26.203	32.779	163.2	8	3'30.726	1'50.460	36.982	28.490	34.794	
7	1'57.248	28.156	30.130	26.044	32.918	163.9	9	2'31.105 P	30.029	33.047	38.935	49.094	164.7
8	1'55.779	27.630	29.599	25.974	32.576	165.3	6th 96	Daniel HOLGADO Cuna de Campeones SPA Runs=1 Total laps=12 Full laps=11					
9	2'03.504 P	29.855	30.370	27.129	36.150	163.0	1	2'53.771	1'12.053	35.425	29.537	36.756	
10	2'40.090	1'09.625	30.631	26.998	32.836		2	2'07.674	30.513	32.616	28.668	35.877	142.3
11	1'56.826	27.658	29.863	26.743	32.562	163.3	3	2'06.229	30.495	31.950	28.066	35.718	142.3
12	1'57.591	28.517	29.972	26.526	32.576	164.2	4	2'06.979	30.428	32.472	28.395	35.684	140.9
3rd 26	Daniel URRUTIA Cuna de Campeones SPA Runs=2 Total laps=12 Full laps=9						5	2'06.109	30.175	32.301	28.475	35.158	142.3
1	3'06.473	1'23.458	36.998	30.627	35.390		6	2'05.823	29.883	32.030	28.339	35.571	146.2
2	2'04.538	29.325	32.111	28.519	34.583	164.4	7	2'07.010	30.379	32.380	28.303	35.948	141.4
3	2'02.052	28.794	31.628	27.714	33.916	161.6	8	2'06.583	30.399	32.023	28.353	35.808	139.6
4	2'00.434	28.412	31.370	27.276	33.376	163.2	9	2'06.653	30.186	32.521	28.308	35.638	142.3
5	2'09.503 P	28.493	31.177	27.961	41.872	160.8	10	2'06.897	31.398	31.518	28.060	35.921	141.6
6	3'09.179	1'36.380	31.274	27.683	33.842		11	2'08.830	32.587	32.126	27.994	36.123	139.8
7	2'01.819	29.092	31.548	27.470	33.709	163.8	12	2'06.083	30.137	31.762	28.139	36.045	143.1
8	2'00.969	28.638	31.235	27.156	33.940	163.1	7th 31	Adrián FERNANDEZ Cuna de Campeones SPA Runs=1 Total laps=12 Full laps=11					
9	1'59.719	28.382	30.743	26.893	33.701	163.0	1	2'53.895	1'11.004	36.578	29.567	36.746	
10	2'00.091	28.901	30.872	26.942	33.376	156.1	2	2'07.579	30.561	32.558	28.628	35.832	144.7
11	1'59.955	28.496	30.920	27.017	33.522	161.5	3	2'06.581	30.548	32.181	28.132	35.720	140.9
12	1'59.786	28.346	30.727	26.884	33.829	163.3	4	2'06.682	30.067	32.691	28.261	35.663	146.8

Fastest Lap: Adrián CARRASCO	Cuna de Campeones SPA	1'54.785	27.283	29.518	25.930	32.054
-------------------------------------	-----------------------	-----------------	--------	--------	--------	--------

DORNA DATA PROCESSING TIMING SERVICE DORNA DATA PROCESSING TIMING SERVICE DORNA DATA PROCESSING TIMING SERVICE DORNA DATA PROCESSING TIMING SERVICE DORNA DATA PROCESSING TIMING SERVICE DORNA DATA PROCESSING TIMING SERVICE DORNA DATA PROCESSING TIMING SERVICE DORNA DATA PROCESSING TIMING SERVICE DORNA DATA PROCCEESSS

Qualifying Practice Nr. 1

Cuna

Lap	Lap Time	T1	T2	T3	T4	Speed	Lap	Lap Time	T1	T2	T3	T4	Speed
5	2'05.888	29.943	32.401	28.366	35.178	143.8	2	2'10.503	31.430	33.526	28.989	36.558	140.3
6	2'05.957	30.000	32.028	28.254	35.675	143.5	3	2'09.817	31.272	32.872	28.912	36.761	135.8
7	2'06.988	30.481	32.550	28.109	35.848	140.6		unfinished	31.028	32.790	28.847		136.9
8	2'06.526	30.425	31.997	28.245	35.859	141.2	4	4'36.959		32.827	28.575	36.113	
9	2'07.077	30.209	32.754	28.050	36.064	140.1	5	2'08.277	30.875	32.897	28.408	36.097	136.1
10	2'08.403	30.788	31.747	28.503	37.365	144.9	6	2'08.544	30.919	32.518	28.502	36.605	135.6
11	2'06.711	30.182	32.415	28.042	36.072	145.2	7	2'12.257 P	33.316	32.816	29.019	37.106	134.1
12	2'06.413	30.247	31.880	28.061	36.225	140.6	8	2'47.929	1'09.808	32.649	28.912	36.560	
							9	2'09.348	31.393	32.822	28.442	36.691	134.8
							10	2'09.962	31.745	32.797	28.665	36.755	134.7

8th 46 David SALVADOR Cuna de Campeones SPA
Runs=2 Total laps=12 Full laps=9

1	2'39.322	49.659	41.251	30.226	38.186	
2	2'07.977	30.905	32.551	28.410	36.111	141.6
3	2'07.727	31.109	32.407	28.321	35.890	137.4
4	2'16.458	30.612	32.184	36.718	36.944	137.9
5	2'06.959	30.975	32.169	28.265	35.550	137.7
6	2'07.377	30.566	32.326	28.336	36.149	140.5
7	2'08.152	30.898	32.762	28.608	35.884	137.0
8	2'08.086 P	30.243	32.516	27.899	37.428	140.5
9	2'54.685	1'16.927	32.911	28.836	36.011	
10	2'08.039	31.325	32.604	28.160	35.950	141.0
11	2'06.907	30.746	32.120	28.169	35.872	138.3
12	2'06.592	30.693	32.061	28.086	35.752	138.1

9th 133 Izann GUEVARA Cuna de Campeones
Runs=2 Total laps=11 Full laps=8

1	3'16.641	1'24.846	38.125	33.089	40.581	
2	2'19.734	33.738	35.850	31.489	38.657	141.0
3	2'17.533	33.205	35.149	30.733	38.446	138.0
4	2'14.789	32.968	34.192	29.774	37.855	137.6
5	2'14.169	32.619	34.091	29.780	37.679	136.7
6	2'12.731	32.359	33.803	29.327	37.242	137.7
7	2'12.547	32.048	33.604	29.331	37.564	139.2
8	2'14.746 P	32.016	33.527	29.299	39.904	139.8
9	2'51.827	1'13.465	33.566	28.642	36.154	
10	2'08.011	30.897	32.840	28.304	35.970	142.8
11	2'07.358	30.402	32.507	28.295	36.154	143.1

10th 99 Adrián HUERTAS Cuna de Campeones SPA
Runs=2 Total laps=12 Full laps=8

1	2'30.508	44.348	37.550	30.715	37.895	
2	2'11.035	31.752	33.264	29.168	36.851	134.5
3	2'10.279	31.606	33.129	28.841	36.703	134.5
	unfinished	31.279	32.725	37.683		135.9
4	5'05.884		33.155	28.934	36.407	
5	2'09.009	31.259	32.650	28.806	36.294	136.1
6	2'08.354	31.011	32.395	28.504	36.444	136.9
7	2'08.378	30.906	32.446	28.588	36.438	136.1
8	2'08.562	31.230	32.515	28.270	36.547	137.0
9	2'08.273	31.052	32.320	28.463	36.438	136.0
10	2'08.365	31.105	32.351	28.500	36.409	133.9
11	2'08.159	30.928	32.344	28.390	36.497	136.2

11th 34 Pedro ACOSTA Cuna de Campeones SPA
Runs=3 Total laps=11 Full laps=5

1	2'39.668	49.844	41.079	31.026	37.719	
---	----------	--------	--------	--------	--------	--

12th 89 Marcos URIARTE Cuna de Campeones SPA
Runs=2 Total laps=11 Full laps=6

1	2'37.123	49.693	37.828	31.085	38.517	
2	2'11.315	31.728	33.870	29.295	36.422	139.5
3	2'11.390	31.962	34.255	28.969	36.204	140.6
4	2'09.599	30.702	33.007	29.687	36.203	142.2
5	2'08.742	30.893	32.703	28.772	36.374	138.3
	unfinished	31.019	32.494	28.643		138.7
6	5'00.246		34.921	29.493	42.207	
7	2'08.664	31.617	32.372	28.761	35.914	137.1
8	2'09.604	30.245	34.456	28.890	36.013	143.5
9	2'08.764	31.337	32.673	28.818	35.936	142.8
	unfinished	30.247	38.824	32.955		143.3

13th 172 Oscar ALMONACIL Cuna de Campeones SPA
Runs=2 Total laps=11 Full laps=7

1	2'53.229	1'04.415	38.469	32.046	38.299	
2	2'12.424	31.901	33.786	29.901	36.836	135.0
3	2'12.654	31.540	33.850	30.040	37.224	137.8
4	2'11.686	31.610	33.232	29.708	37.136	135.4
5	2'12.014	31.804	33.588	29.546	37.076	135.1
6	2'11.670	31.545	33.227	29.765	37.133	135.4
7	2'10.877	31.653	33.143	29.160	36.921	135.1
	unfinished	31.608	33.128	29.958		136.0
8	5'50.010		33.970	29.073	37.266	
9	2'09.033	31.425	32.968	28.329	36.311	138.5
10	2'09.191	30.952	32.569	29.030	36.640	138.6

14th 77 Pablo HERRERO Cuna de Campeones SPA
Runs=1 Total laps=11 Full laps=10

1	3'31.975	1'32.533	42.083	36.415	40.944	
2	2'22.644	35.839	36.331	32.236	38.238	148.5
3	2'17.906	32.735	36.931	30.871	37.369	151.8
4	2'13.009	31.761	34.196	30.263	36.789	154.9
5	2'14.760	31.988	34.546	31.665	36.561	150.4
6	2'10.785	31.560	33.467	29.922	35.836	149.8
7	2'10.471	31.422	33.021	29.166	36.862	149.8
8	2'11.079	30.637	33.026	30.616	36.800	159.4
9	2'09.409	30.632	33.266	29.157	36.354	159.9
10	2'09.949	31.171	33.338	29.609	35.831	153.0
11	2'09.047	31.001	32.824	29.559	35.663	154.6

15th 54 Fermín ALDEGUER Cuna de Campeones SPA
Runs=1 Total laps=12 Full laps=11

1	2'39.163	50.170	40.384	30.942	37.667	
---	----------	--------	--------	--------	--------	--

Fastest Lap: Adrián CARRASCO Cuna de Campeones SPA **1'54.785** 27.283 29.518 25.930 32.054

DORNA DATA PROCESSING TIMING SERVICE DORNA DATA PROCESSING TIMING SERVICE DORNA DATA PROCESSING TIMING SERVICE DORNA DATA PROCESSING TIMING SERVICE DORNA DATA PROCESSING TIMING SERVICE DORNA DATA PROCESSING TIMING SERVICE DORNA DATA PROCESSING TIMING SERVICE DORNA DATA PROCCESSS

Qualifying Practice Nr. 1

Cuna

Lap	Lap Time	T1	T2	T3	T4	Speed	Lap	Lap Time	T1	T2	T3	T4	Speed
2	2'11.097	32.068	33.571	28.926	36.532	136.9	2	2'12.902	31.849	34.401	29.280	37.372	135.7
3	2'09.954	31.420	33.020	29.092	36.422	133.7	3	2'13.592	32.052	34.508	29.742	37.290	137.6
4	2'09.579	31.101	32.803	28.958	36.717	138.7	4	2'12.600	31.917	34.107	29.381	37.195	136.2
5	2'10.575	31.630	33.398	28.730	36.817	135.0	5	2'13.053	31.871	34.121	29.685	37.376	135.4
6	2'11.622	31.509	33.383	29.203	37.527	132.6	6	2'12.347	31.790	34.067	29.431	37.059	134.8
7	2'13.577	32.308	34.341	29.242	37.686	131.3	7	2'11.048	31.616	33.829	28.822	36.781	136.2
8	2'12.308	32.331	33.268	29.090	37.619	132.4	8	2'23.123 P	31.481	38.326	31.740	41.576	138.0
9	2'12.761	32.484	33.291	29.315	37.671	128.3	9	3'56.744	2'13.658	35.162	29.968	37.956	
10	2'12.822	32.456	33.393	29.401	37.572	130.4	10	2'17.087	32.221	34.527	31.042	39.297	135.2
11	2'12.310	32.170	33.598	29.217	37.325	132.2	11	2'22.559	32.993	38.294	31.543	39.729	136.5
12	2'11.879	31.746	33.359	29.281	37.493	134.3							

16th 69 Marcos RUDA Cuna de Campeones SPA							20th 8 Carlos GIMENEZ Cuna de Campeones SPA							
		Runs=1	Total laps=11	Full laps=9			Runs=1	Total laps=11	Full laps=10			Runs=1	Total laps=11	Full laps=10
1	2'59.798	1'08.829	39.725	32.153	39.091		1	3'07.038	1'04.740	44.704	35.919	41.675		
2	2'15.571	32.606	34.792	30.332	37.841	138.9	2	2'18.639	34.180	35.518	30.824	38.117	135.0	
3	2'13.663	32.308	34.250	29.873	37.232	137.9	3	2'13.783	32.161	34.238	29.796	37.588	137.3	
4	2'12.502	31.769	33.878	29.678	37.177	139.1	4	2'12.629	32.114	33.337	29.709	37.469	132.8	
5	2'12.271	31.800	33.904	29.623	36.944	136.5	5	2'12.552	32.108	33.324	29.784	37.336	134.5	
6	2'11.162	31.567	33.536	29.422	36.637	137.1	6	2'13.526	32.058	33.629	29.811	38.028	133.5	
7	2'11.090	31.393	33.653	29.461	36.583	137.6	7	2'14.034	32.787	33.611	29.874	37.762	131.5	
8	2'10.304	31.047	33.252	29.281	36.724	139.7	8	2'13.491	32.618	33.373	29.739	37.761	132.0	
9	2'10.760	31.327	34.022	29.139	36.272	138.4	9	2'12.559	32.279	33.603	29.502	37.175	132.7	
10	2'09.634	31.299	33.164	28.866	36.305	145.6	10	2'14.504	32.207	35.082	29.917	37.298	135.9	
unfinished	30.838	33.350	29.248		140.3		11	2'11.168	31.798	33.248	29.153	36.969	138.0	

17th 83 Antonio CARPE Cuna de Campeones SPA							21st 25 Luis m. VERDUGO Cuna de Campeones SPA							
		Runs=2	Total laps=11	Full laps=8			Runs=2	Total laps=11	Full laps=8			Runs=2	Total laps=11	Full laps=8
1	2'43.370	54.744	39.620	31.105	37.901		1	2'40.811	51.270	39.884	31.268	38.389		
2	2'12.758	32.180	34.147	29.298	37.133	138.0	2	2'14.795	32.229	34.770	30.007	37.789	136.3	
3	2'13.328	31.792	34.897	29.389	37.250	140.4	3	2'15.126	32.147	36.037	29.505	37.437	134.6	
4	2'11.434	31.456	33.585	29.091	37.302	138.5	4	2'12.890	31.576	34.087	29.509	37.718	136.9	
5	2'12.141	31.809	33.785	29.426	37.121	137.0	5	2'12.430	31.671	33.966	29.481	37.312	134.4	
6	2'10.715	31.789	33.283	28.922	36.721	137.0	6	2'11.865	31.674	33.898	29.104	37.189	135.2	
7	2'11.251	31.467	34.103	28.538	37.143	140.7	7	2'11.781	31.516	33.761	29.112	37.392	135.1	
8	2'11.645	31.307	33.526	29.452	37.360	139.0	8	2'17.204 P	31.526	33.960	30.420	41.298	134.7	
9	2'20.358 P	31.794	33.815	29.879	44.870	134.9	9	2'37.424	55.499	34.599	29.480	37.846		
10	2'45.419	1'04.594	34.362	29.221	37.242		10	2'11.954	31.358	33.803	29.207	37.586	138.9	
11	2'11.351	31.588	33.432	29.026	37.305	136.4	11	2'13.386	32.133	34.032	29.507	37.714	135.5	

18th 24 Fenton SEABRIGHT Cuna de Campeones SPA							22nd 95 David POVEDA Cuna de Campeones SPA							
		Runs=3	Total laps=10	Full laps=5			Runs=2	Total laps=11	Full laps=8			Runs=2	Total laps=11	Full laps=8
1	3'11.114	1'15.623	40.585	33.166	41.740		1	2'49.391	59.168	39.197	32.205	38.821		
2	2'13.886	32.651	33.897	29.539	37.799	136.9	2	2'15.275	33.043	34.866	29.639	37.727	134.7	
3	2'12.428	31.986	33.400	29.661	37.381	133.6	3	2'14.534	32.343	34.177	30.297	37.717	136.5	
4	2'13.061	32.107	33.871	29.884	37.199	132.1	4	2'12.550	31.816	33.859	29.624	37.251	135.8	
5	2'12.077	31.777	33.631	29.538	37.131	135.0	5	2'13.799	32.367	34.241	29.722	37.469	135.0	
6	2'17.657 P	31.940	33.380	29.429	42.908	133.6	6	2'13.396	32.281	33.994	29.665	37.456	135.1	
7	3'24.927	1'45.581	32.927	28.893	37.526		7	2'19.979 P	32.943	35.483	29.533	42.020	134.3	
8	2'15.458 P	31.932	33.298	29.282	40.946	132.2	8	3'21.700	1'31.997	36.054	34.105	39.544		
9	4'22.753	2'41.419	34.745	29.036	37.553		9	2'14.329	32.606	34.234	29.610	37.879	134.8	
10	2'10.726	31.637	32.968	28.908	37.213	133.8	10	2'11.937	31.834	33.210	29.336	37.557	140.8	
							11	2'12.296	32.026	33.650	29.069	37.551	136.9	

19th 18 Angel HEREDIA Cuna de Campeones SPA							23rd 4 Raúl PEREZ Cuna de Campeones SPA							
		Runs=2	Total laps=11	Full laps=8			Runs=1	Total laps=11	Full laps=10			Runs=1	Total laps=11	Full laps=10
1	2'38.848	48.204	40.211	31.921	38.512		1	3'05.391	1'10.994	40.387	33.234	40.776		

Fastest Lap: Adrián CARRASCO Cuna de Campeones SPA 1'54.785 27.283 29.518 25.930 32.054

DORNA DATA PROCESSING TIMING SERVICE DORNA DATA PROCESSING TIMING SERVICE DORNA DATA PROCESSING TIMING SERVICE DORNA DATA PROCESSING TIMING SERVICE DORNA DATA PROCESSING TIMING SERVICE DORNA DATA PROCESSING TIMING SERVICE DORNA DATA PROCESSING TIMING SERVICE DORNA DATA PROCESSING TIMING SERVICE DORNA DATA PROCESSING TIMING SERVICE DORNA DATA PROCESSING TIMING SERVICE DORNA DATA PROCCESSS

Qualifying Practice Nr. 1

Cuna

Lap	Lap Time	T1	T2	T3	T4	Speed	Lap	Lap Time	T1	T2	T3	T4	Speed
2	2'19.575	33.645	35.929	30.908	39.093	131.8	7	2'18.483	33.569	35.192	30.824	38.898	134.8
3	2'16.003	32.662	35.019	30.107	38.215	131.0	8	2'21.277	35.311	35.722	30.590	39.654	131.3
4	2'14.222	31.793	33.934	29.769	38.726	137.0	9	2'19.238	33.757	35.087	30.946	39.448	133.1
5	2'13.851	31.691	34.329	29.966	37.865	135.2	10	2'18.272	33.832	35.081	30.458	38.901	130.6
6	2'14.384	32.322	33.944	29.880	38.238	131.5	11	2'17.027	32.778	34.958	30.768	38.523	137.3
7	2'15.873	32.826	34.238	30.357	38.452	129.9	28th 72 Iván SIERRA Cuna de Campeones SPA						
8	2'14.884	32.273	34.114	30.026	38.471	130.2	Runs=3 Total laps=9 Full laps=5						
9	2'15.580	32.344	34.527	30.116	38.593	129.7	1	3'22.103	P 1'10.777	45.608	37.776	47.942	
10	2'15.447	32.505	34.310	29.950	38.682	128.8	2	4'06.407	P 2'01.918	45.509	36.507	42.473	
11	2'14.769	32.409	34.003	29.936	38.421	129.6	3	2'20.659	34.156	35.801	31.210	39.492	122.2
24th 44 Nicolás HERNANDE Cuna de Campeones SPA							4	2'18.022	33.528	35.749	30.494	38.251	123.3
Runs=3 Total laps=10 Full laps=3							5	2'21.275	32.907	34.962	33.799	39.607	126.1
1	2'57.813	55.522	44.751	35.687	41.853		6	2'27.846	P 34.116	34.721	30.454	48.555	124.5
2	2'24.144	35.545	36.689	31.905	40.005	135.9	7	4'01.196	P 2'10.649	41.216	30.703	38.628	
3	2'18.487	33.171	35.273	30.899	39.144	135.1	8	2'18.161	33.134	35.892	29.700	39.435	127.9
4	2'14.399	32.018	34.115	30.072	38.194	137.8	9	2'17.873	32.733	35.080	30.682	39.378	128.0
unfinished 31.951 34.301 30.225 136.5							29th 82 Bryan AGUILAR Cuna de Campeones SPA						
5	5'47.545		35.328	30.413	39.829		Runs=2 Total laps=8 Full laps=5						
6	2'16.477	32.806	35.011	30.667	37.993	133.9	1	3'13.059	1'04.129	46.719	37.473	44.738	
unfinished 34.501 46.122 31.015 135.4							2	2'34.851	P 37.268	38.753	32.635	46.195	133.5
7	6'28.465		36.429	30.784	38.132		3	8'09.791	6'21.125	37.052	31.640	39.974	
8	2'19.961	32.356	34.766	30.012	42.827	135.6	4	2'20.180	33.850	36.175	30.847	39.308	135.9
25th 3 Artem MARAEV Cuna de Campeones RUS							5	2'20.040	33.321	35.246	31.451	40.022	137.9
Runs=1 Total laps=8 Full laps=6							6	2'19.244	33.264	35.831	31.094	39.055	138.8
1	2'44.692	58.513	36.665	31.083	38.431		7	2'18.321	33.116	35.701	30.414	39.090	137.7
2	2'15.482	32.789	34.596	30.008	38.089	135.6	8	2'17.955	33.103	35.224	30.400	39.228	137.9
3	2'14.737	32.236	34.469	30.022	38.010	136.1	30th 19 David IZQUIERDO Cuna de Campeones SPA						
4	2'19.089	33.274	34.754	30.199	40.862*	133.3	Runs=1 Total laps=6 Full laps=5						
5	3'33.741	1'52.241	34.301	29.660	37.539		1	3'20.466	1'29.280	39.622	31.352	40.212	
6	2'14.733	32.525	34.328	30.093	37.787	132.6	2	2'22.954	33.516	36.080	31.778	41.580	133.6
7	2'59.499	1'17.122	34.466	29.889	38.022	130.1	3	2'18.265	33.406	34.811	30.740	39.308	131.4
8	2'19.027	P 32.918	34.800	29.963	41.346	137.1	4	2'18.085	33.620	34.701	30.714	39.050	129.2
26th 15 Marcos GARCIA Cuna de Campeones SPA							5	2'18.717	33.559	35.121	30.854	39.183	130.1
Runs=2 Total laps=10 Full laps=7							6	2'19.912	34.260	34.812	30.453	40.387	127.5
1	3'29.784	1'38.486	37.611	33.095	40.592		31st 93 Sergio BERNAL Cuna de Campeones AND						
2	2'17.914	32.924	36.169	30.775	38.046	137.1	Runs=1 Total laps=10 Full laps=8						
3	2'31.306	32.341	48.685	31.619	38.661	138.3	1	3'16.249	1'08.337	44.340	38.817	44.755	
4	2'15.954	32.371	35.036	30.217	38.330	137.1	2	2'34.202	37.275	40.210	34.134	42.583	125.0
5	2'16.946	32.190	34.548	30.093	40.115	137.6	3	2'32.384	36.510	40.876	33.459	41.539	128.0
6	2'23.500	P 34.890	36.514	31.262	40.834	138.7	4	2'27.602	35.438	37.618	32.925	41.621	128.7
7	4'24.794	2'38.506	36.356	30.649	39.283		5	2'26.686	36.065	36.789	32.554	41.278	127.8
8	2'18.509	33.566	36.122	29.799	39.022	137.7	6	2'25.425	35.376	36.849	32.684	40.516	128.7
9	2'19.716	33.099	36.405	30.766	39.446	140.0	7	2'25.660	35.585	36.920	32.198	40.957	133.1
10	2'20.459	33.191	37.165	31.039	39.064	140.1	8	2'26.614	34.928	38.314	32.411	40.961	128.6
27th 52 Alejandro MUÑOZ Cuna de Campeones SPA							9	2'26.050	35.364	37.609	32.310	40.767	129.2
Runs=1 Total laps=11 Full laps=10							10	3'12.282	P 38.442	49.845	42.717	1'01.278	126.9
1	3'07.464	1'07.177	42.704	35.774	41.809		32nd 122 Mónica SANCHEZ Cuna de Campeones SPA						
2	2'22.108	34.409	36.549	31.452	39.698	133.5	Runs=1 Total laps=10 Full laps=9						
3	2'20.557	34.062	35.645	31.286	39.564	134.6	1	3'13.937	54.764	48.819	41.693	48.661	
4	2'19.617	33.987	35.298	31.192	39.140	132.6	2	2'39.854	38.751	40.794	36.945	43.364	133.7
5	2'18.486	33.189	35.024	30.909	39.364	135.5	3	2'33.785	36.496	40.157	34.451	42.681	131.9
6	2'18.907	33.754	35.020	30.874	39.259	133.9	4	2'30.112	36.014	37.594	34.241	42.263	131.9

Fastest Lap: Adrián CARRASCO Cuna de Campeones SPA **1'54.785** 27.283 29.518 25.930 32.054

DORNA DATA PROCESSING TIMING SERVICE DORNA DATA PROCESSING TIMING SERVICE DORNA DATA PROCESSING TIMING SERVICE DORNA DATA PROCESSING TIMING SERVICE DORNA DATA PROCESSING TIMING SERVICE DORNA DATA PROCESSING TIMING SERVICE DORNA DATA PROCESSING TIMING SERVICE DORNA DATA PROCCESSS

Qualifying Practice Nr. 1

Cuna

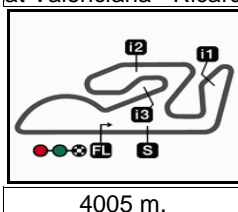
Lap	Lap Time	T1	T2	T3	T4	Speed	Lap	Lap Time	T1	T2	T3	T4	Speed
5	2'29.132	35.654	37.536	34.023	41.919	132.8							
6	2'29.080	36.230	37.519	33.280	42.051	131.8							
7	2'25.595	35.174	37.027	32.816	40.578	134.4							
8	2'25.810	34.810	37.091	32.909	41.000	131.7							
9	2'26.419	34.841	37.034	33.502	41.042	132.0							
10	2'26.127	34.449	37.962	32.824	40.892	133.9							

33rd **2** **Ondrej VOSTATEK** Cuna de Campeones CZE
Runs=2 Total laps=5 Full laps=0

1	3'19.083	1'24.114	39.103	34.178	41.688								
2	2'32.934	45.343	36.786	31.398	39.407	130.9							
	unfinished	35.114	36.101	30.954		128.0							
3	5'28.407 *		35.452	30.963	38.988								
4	2'20.315 P	32.816	34.975	30.365	42.159	132.8							

Fastest Lap: Adrián CARRASCO Cuna de Campeones SPA **1'54.785** 27.283 29.518 25.930 32.054


DORNA DATA PROCESSING TIMING SERVICE DORNA DATA PROCESSING TIMING SERVICE DORNA DATA PROCESSING TIMING SERVICE DORNA DATA PROCESSING TIMING SERVICE DORNA DATA PROCESSING TIMING SERVICE DORNA DATA PROCESSING TIMING SERVICE DORNA DATA PROCESSING TIMING SERVICE DORNA DATA PROCESSING TIMING SERVICE DORNA DATA PROCESSING TIMING SERVICE DORNA DATA PROCCESSS



GP MOTUL DE LA COMUNITAT VALENCIANA

Qualifying Practice Nr. 2

Classification

	Rider	Nation	Team	Motorcycle	Time	Lap	Total	Gap	Top Speed
1	29 Adrián CARRASCO	SPA	Cuna de Campeones	PREMOTO4	1'54.222	6	13		165.0
2	87 Fau CAÑERO	SPA	Cuna de Campeones	PREMOTO4	1'54.857	6	13	0.635 0.635	168.2
3	26 Daniel URRUTIA	SPA	Cuna de Campeones	PREMOTO4	1'57.297	11	11	3.075 2.440	168.9
4	12 Ricardo SORIANO	SPA	Cuna de Campeones	PREMOTO4	1'58.310	12	12	4.088 1.013	161.5
5	33 Izan GUEVARA	SPA	Cuna de Campeones	PREMOTO4	1'59.250	11	12	5.028 0.940	166.2
6	9 Chenchó AMBER	SPA	Cuna de Campeones	PREMOTO4	2'01.904	11	11	7.682 2.654	165.5
7	96 Daniel HOLGADO	SPA	Cuna de Campeones	MINIGP140	2'05.016	3	12	10.794 3.112	143.6
8	31 Adrián FERNANDEZ	SPA	Cuna de Campeones	MINIGP140	2'05.197	12	12	10.975 0.181	144.4
9	46 David SALVADOR	SPA	Cuna de Campeones	MINIGP140	2'05.902	6	12	11.680 0.705	140.8
10	77 Pablo HERRERO	SPA	Cuna de Campeones	PREMOTO4	2'06.752	8	12	12.530 0.850	161.0
11	89 Marcos URIARTE	SPA	Cuna de Campeones	MINIGP140	2'07.884	6	10	13.662 1.132	139.6
12	99 Adrián HUERTAS	SPA	Cuna de Campeones	MINIGP140	2'08.421	8	12	14.199 0.537	135.6
13	172 Oscar ALMONACIL	SPA	Cuna de Campeones	MINIGP140	2'08.505	6	11	14.283 0.084	141.2
14	69 Marcos RUDA	SPA	Cuna de Campeones	MINIGP140	2'08.636	11	11	14.414 0.131	139.8
15	24 Fenton SEABRIGHT	SPA	Cuna de Campeones	MINIGP140	2'08.723	12	12	14.501 0.087	140.5
16	72 Iván SIERRA	SPA	Cuna de Campeones	MINIGP140	2'08.740	11	11	14.518 0.017	137.2
17	15 Marcos GARCIA	SPA	Cuna de Campeones	MINIGP140	2'08.822	12	12	14.600 0.082	140.2
18	18 Angel HEREDIA	SPA	Cuna de Campeones	MINIGP140	2'09.165	12	12	14.943 0.343	139.8
19	83 Antonio CARPE	SPA	Cuna de Campeones	MINIGP140	2'09.266	6	12	15.044 0.101	139.7
20	54 Fermín ALDEGUER	SPA	Cuna de Campeones	MINIGP140	2'09.393	2	11	15.171 0.127	138.8
21	34 Pedro ACOSTA	SPA	Cuna de Campeones	MINIGP140	2'09.399	3	5	15.177 0.006	139.0
22	95 David POVEDA	SPA	Cuna de Campeones	MINIGP140	2'10.190	7	12	15.968 0.791	139.1
23	4 Raúl PEREZ	SPA	Cuna de Campeones	MINIGP140	2'10.732	9	12	16.510 0.542	135.4
24	25 Luis m. VERDUGO	SPA	Cuna de Campeones	MINIGP140	2'10.856	11	11	16.634 0.124	137.5
25	8 Carlos GIMENEZ	SPA	Cuna de Campeones	MINIGP140	2'10.869	5	11	16.647 0.013	132.9
26	3 Artem MARAEV	RUS	Cuna de Campeones	MINIGP140	2'11.336	3	9	17.114 0.467	139.1
27	44 Nicolás HERNANDEZ	SPA	Cuna de Campeones	MINIGP140	2'12.027	6	11	17.805 0.691	135.3
28	19 David IZQUIERDO	SPA	Cuna de Campeones	MINIGP140	2'13.187	10	11	18.965 1.160	134.0
29	2 Ondrej VOSTATEK	CZE	Cuna de Campeones	MINIGP140	2'14.240	5	8	20.018 1.053	134.7
30	82 Bryan AGUILAR	SPA	Cuna de Campeones	MINIGP140	2'14.713	5	11	20.491 0.473	138.6
31	52 Alejandro MUÑOZ	SPA	Cuna de Campeones	MINIGP140	2'14.858	10	11	20.636 0.145	136.1
32	122 Mónica SANCHEZ	SPA	Cuna de Campeones	MINIGP140	2'23.585	10	11	29.363 8.727	133.8
33	93 Sergio BERNAL	AND	Cuna de Campeones	MINIGP140	2'27.542	9	9	33.320 3.957	125.6

Practice condition: Dry

Air: 26°

Humidity: 46%

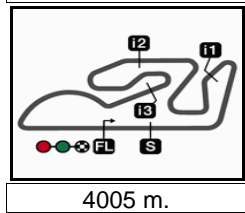
Ground: 27°

Fastest Lap:	Lap: 6	Adrián CARRASCO	1'54.222	126.2 Km/h
Circuit Record Lap:		New track layout		
Circuit Best Lap:	2015	Adrián CARRASCO	1'54.222	126.2 Km/h

The results are provisional until the end of the limit for protest and appeals.

Time limit for protest expires 30' after publication of the results - Mr. Time:

DORNA DATA PROCESSING TIMING SERVICE DORNA DATA PROCESSING TIMING SERVICE DORNA DATA PROCESSING TIMING SERVICE DORNA DATA PROCESSING TIMING SERVICE DORNA DATA PROCESSING TIMING SERVICE DORNA DATA PROCESSING TIMING SERVICE DORNA DATA PROCESSING TIMING SERVICE DORNA DATA PROCESSING TIMING SERVICE DORNA DATA PROCESSING TIMING SERVICE DORNA DATA PROCCESSS



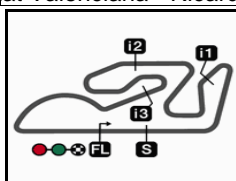
GP MOTUL DE LA COMUNITAT VALENCIANA

Qualifying Practice Nr. 2

Top Speed & Average



Rider		Nation	Motorcycle	Top 5 speeds					Average	Top
26	Daniel URRUTIA	SPA	PREMOTO4	168.9	168.0	166.1	165.9	165.2	166.8	168.9
87	Fau CAÑERO	SPA	PREMOTO4	168.2	166.7	166.2	165.9	165.8	166.6	168.2
33	Izan GUEVARA	SPA	PREMOTO4	166.2	166.1	165.9	165.7	165.6	165.9	166.2
9	Chencho AMBER	SPA	PREMOTO4	165.5	162.0	162.0	160.2	159.2	161.8	165.5
29	Adrián CARRASCO	SPA	PREMOTO4	165.0	164.9	164.8	164.7	164.4	164.7	165.0
12	Ricardo SORIANO	SPA	PREMOTO4	161.5	160.0	159.9	159.4	159.1	160.0	161.5
77	Pablo HERRERO	SPA	PREMOTO4	161.0	160.3	159.9	159.8	159.6	160.1	161.0
31	Adrián FERNANDEZ	SPA	MINIGP140	144.4	142.3	141.5	140.8	140.4	141.9	144.4
96	Daniel HOLGADO	SPA	MINIGP140	143.6	142.8	142.2	141.6	141.5	142.3	143.6
172	Oscar ALMONACIL	SPA	MINIGP140	141.2	141.1	140.0	137.6	136.6	139.3	141.2
46	David SALVADOR	SPA	MINIGP140	140.8	140.5	140.4	140.0	139.7	140.3	140.8
24	Fenton SEABRIGHT	SPA	MINIGP140	140.5	135.3	134.0	133.8	133.6	135.4	140.5
15	Marcos GARCIA	SPA	MINIGP140	140.2	140.1	138.6	138.5	138.3	139.1	140.2
18	Angel HEREDIA	SPA	MINIGP140	139.8	139.6	137.9	137.6	137.0	138.4	139.8
69	Marcos RUDA	SPA	MINIGP140	139.8	139.4	139.2	139.1	138.5	139.2	139.8
83	Antonio CARPE	SPA	MINIGP140	139.7	138.4	137.9	135.6	135.5	137.4	139.7
89	Marcos URIARTE	SPA	MINIGP140	139.6	139.2	138.7	138.2	138.1	138.8	139.6
3	Artem MARAEV	RUS	MINIGP140	139.1	139.0	138.3	137.4	137.3	138.2	139.1
95	David POVEDA	SPA	MINIGP140	139.1	139.0	138.0	136.9	136.5	137.7	139.1
34	Pedro ACOSTA	SPA	MINIGP140	139.0	138.6	129.1			135.6	139.0
54	Fermín ALDEGUER	SPA	MINIGP140	138.8	138.4	136.0	133.7	133.4	136.1	138.8
82	Bryan AGUILAR	SPA	MINIGP140	138.6	137.5	136.5	136.5	135.7	137.0	138.6
25	Luis m. VERDUGO	SPA	MINIGP140	137.5	135.7	134.4	134.1	133.4	135.0	137.5
72	Iván SIERRA	SPA	MINIGP140	137.2	136.2	135.9	135.8	135.3	136.1	137.2
52	Alejandro MUÑOZ	SPA	MINIGP140	136.1	135.5	134.9	134.9	134.6	135.2	136.1
99	Adrián HUERTAS	SPA	MINIGP140	135.6	134.9	134.9	134.8	134.8	135.0	135.6
4	Raúl PEREZ	SPA	MINIGP140	135.4	133.7	132.2	132.1	132.0	133.1	135.4
44	Nicolás HERNANDEZ	SPA	MINIGP140	135.3	134.1	132.4	132.0	130.8	132.9	135.3
2	Ondrej VOSTATEK	CZE	MINIGP140	134.7	134.2	134.1	132.6	131.6	133.4	134.7
19	David IZQUIERDO	SPA	MINIGP140	134.0	133.2	132.8	132.6	132.4	133.0	134.0
122	Mónica SANCHEZ	SPA	MINIGP140	133.8	133.7	133.6	133.2	133.0	133.4	133.8
8	Carlos GIMENEZ	SPA	MINIGP140	132.9	132.9	132.4	132.2	131.5	132.4	132.9
93	Sergio BERNAL	AND	MINIGP140	125.6	124.9	124.4	123.2	122.0	124.0	125.6



4005 m.

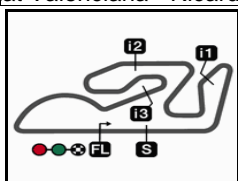
GP MOTUL DE LA COMUNITAT VALENCIANA

Qualifying Practice Nr. 2

Best Partial Times

IT Ideal Lap Time, sum of the best partial times*BT* Best Lap Time

T1		T2		T3		T4				IT		BT	
Pos	Rider	Time	Rider	Time	Rider	Time	Rider	Time	Pos	Rider			
1	F.CAÑERO	27.134	A.CARRASCO	29.140	A.CARRASCO	25.602	A.CARRASCO	31.971	1	A.CARRASCO	1'53.944	1'54.222	(1)
2	A.CARRASCO	27.231	F.CAÑERO	29.529	F.CAÑERO	25.693	F.CAÑERO	32.053	2	F.CAÑERO	1'54.409	1'54.857	(2)
3	D.URRUTIA	27.662	D.URRUTIA	30.170	D.URRUTIA	26.244	D.URRUTIA	32.845	3	D.URRUTIA	1'56.921	1'57.297	(3)
4	R.SORIANO	28.257	R.SORIANO	30.420	R.SORIANO	26.538	R.SORIANO	33.072	4	R.SORIANO	1'58.287	1'58.310	(4)
5	I.GUEVARA	28.418	I.GUEVARA	30.581	I.GUEVARA	26.925	I.GUEVARA	33.097	5	I.GUEVARA	1'59.021	1'59.250	(5)
6	C.AMBER	28.800	C.AMBER	31.190	C.AMBER	27.392	C.AMBER	33.747	6	C.AMBER	2'01.129	2'01.904	(6)
7	D.HOLGADO	29.862	A.FERNANDEZ	31.460	A.FERNANDEZ	27.824	D.HOLGADO	35.071	7	A.FERNANDEZ	2'04.455	2'05.197	(8)
8	A.FERNANDEZ	29.966	D.HOLGADO	31.711	D.HOLGADO	27.934	P.HERRERO	35.198	8	D.HOLGADO	2'04.578	2'05.016	(7)
9	P.HERRERO	30.107	D.SALVADOR	31.816	D.SALVADOR	28.045	A.FERNANDEZ	35.205	9	D.SALVADOR	2'05.765	2'05.902	(9)
10	F.SEABRIGHT	30.454	F.SEABRIGHT	32.164	P.ACOSTA	28.397	D.SALVADOR	35.389	10	P.HERRERO	2'06.444	2'06.752	(10)
11	D.SALVADOR	30.515	A.HUERTAS	32.280	A.HUERTAS	28.411	M.URIARTE	35.915	11	F.SEABRIGHT	2'07.507	2'08.723	(15)
12	P.ACOSTA	30.591	M.URIARTE	32.354	M.URIARTE	28.550	I.SIERRA	36.027	12	M.URIARTE	2'07.509	2'07.884	(11)
13	M.RUDA	30.617	P.HERRERO	32.369	F.SEABRIGHT	28.559	O.ALMONACIL	36.170	13	O.ALMONACIL	2'07.977	2'08.505	(13)
14	A.HEREDIA	30.642	O.ALMONACIL	32.453	M.GARCIA	28.597	M.RUDA	36.195	14	A.HUERTAS	2'08.174	2'08.421	(12)
15	M.URIARTE	30.690	I.SIERRA	32.467	O.ALMONACIL	28.617	F.ALDEGUER	36.270	15	I.SIERRA	2'08.294	2'08.740	(16)
16	O.ALMONACIL	30.737	F.ALDEGUER	32.601	F.ALDEGUER	28.636	M.GARCIA	36.275	16	P.ACOSTA	2'08.312	2'09.399	(21)
17	A.CARPE	30.831	A.CARPE	32.618	A.CARPE	28.641	F.SEABRIGHT	36.330	17	M.RUDA	2'08.453	2'08.636	(14)
18	A.HUERTAS	30.947	C.GIMENEZ	32.646	A.HEREDIA	28.678	A.CARPE	36.375	18	A.CARPE	2'08.465	2'09.266	(19)
19	M.GARCIA	30.968	R.PEREZ	32.651	I.SIERRA	28.685	D.POVEDA	36.383	19	A.HEREDIA	2'08.491	2'09.165	(18)
20	I.SIERRA	31.115	A.HEREDIA	32.680	N.HERNANDEZ	28.769	A.HEREDIA	36.491	20	M.GARCIA	2'08.603	2'08.822	(17)
21	R.PEREZ	31.149	M.RUDA	32.684	P.HERRERO	28.770	A.HUERTAS	36.536	21	F.ALDEGUER	2'09.045	2'09.393	(20)
22	D.POVEDA	31.202	P.ACOSTA	32.688	D.POVEDA	28.829	P.ACOSTA	36.636	22	D.POVEDA	2'09.474	2'10.190	(22)
23	M.MARAEV	31.365	M.GARCIA	32.763	M.RUDA	28.957	A.MARAEV	36.651	23	R.PEREZ	2'09.639	2'10.732	(23)
24	L.VERDUGO	31.407	D.POVEDA	33.060	L.VERDUGO	28.972	C.GIMENEZ	36.686	24	C.GIMENEZ	2'10.171	2'10.869	(25)



4005 m.

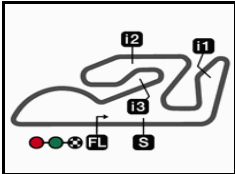
GP MOTUL DE LA COMUNITAT VALENCIANA

Qualifying Practice Nr. 2

Best Partial Times


IT Ideal Lap Time, sum of the best partial times*BT* Best Lap Time

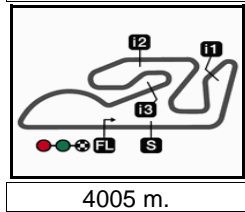
<i>T1</i>			<i>T2</i>			<i>T3</i>			<i>T4</i>				
<i>Pos</i>	<i>Rider</i>	<i>Time</i>	<i>Rider</i>	<i>Time</i>	<i>Rider</i>	<i>Time</i>	<i>Rider</i>	<i>Time</i>	<i>Pos</i>	<i>Rider</i>	<i>IT</i>	<i>BT</i>	
25	F.ALDEGUER	31.538	L.VERDUGO	33.342	C.GIMENEZ	29.033	R.PEREZ	36.779	25	L.VERDUGO	2'10.856	2'10.856	(24)
26	C.GIMENEZ	31.806	N.HERNANDEZ	33.435	R.PEREZ	29.060	L.VERDUGO	37.135	26	A.MARAEV	2'11.082	2'11.336	(26)
27	N.HERNANDEZ	31.905	D.IZQUIERDO	33.531	A.MARAEV	29.374	O.VOSTATEK	37.221	27	N.HERNANDEZ	2'11.363	2'12.027	(27)
28	B.AGUILAR	32.239	A.MARAEV	33.692	D.IZQUIERDO	29.491	N.HERNANDEZ	37.254	28	D.IZQUIERDO	2'12.982	2'13.187	(28)
29	D.IZQUIERDO	32.401	O.VOSTATEK	33.859	O.VOSTATEK	29.599	B.AGUILAR	37.388	29	O.VOSTATEK	2'13.348	2'14.240	(29)
30	O.VOSTATEK	32.669	A.MUÑOZ	34.082	B.AGUILAR	29.895	D.IZQUIERDO	37.559	30	B.AGUILAR	2'13.721	2'14.713	(30)
31	A.MUÑOZ	32.683	B.AGUILAR	34.199	A.MUÑOZ	30.002	A.MUÑOZ	37.930	31	A.MUÑOZ	2'14.697	2'14.858	(31)
32	M.SANCHEZ	34.403	M.SANCHEZ	36.420	M.SANCHEZ	32.325	M.SANCHEZ	40.045	32	M.SANCHEZ	2'23.193	2'23.585	(32)
33	S.BERNAL	35.028	S.BERNAL	37.740	S.BERNAL	32.591	S.BERNAL	40.798	33	S.BERNAL	2'26.157	2'27.542	(33)



4005 m.

GP MOTUL DE LA COMUNITAT VALENCIANA**Qualifying Practice Nr. 2****Fastest Laps Sequence**

<i>Practice Time</i>	 <i>Rider</i>	<i>Nation</i>	<i>Motorcycle</i>	<i>Time</i>	<i>Km/h</i>	<i>Rider's Lap</i>
4'32.466	89 Marcos URIARTE	SPA	MINIGP140	2'09.212	111.5	2
4'38.739	29 Adrián CARRASCO	SPA	PREMOTO4	1'56.647	123.6	2
6'34.385	29 Adrián CARRASCO	SPA	PREMOTO4	1'55.646	124.6	3
8'29.277	29 Adrián CARRASCO	SPA	PREMOTO4	1'54.892	125.4	4
PoleP. 10'24.060	29 Adrián CARRASCO	SPA	PREMOTO4	1'54.783	125.6	5
PoleP. 12'18.282	29 Adrián CARRASCO	SPA	PREMOTO4	1'54.222	126.2	6



GP MOTUL DE LA COMUNITAT VALENCIANA

Qualifying Practice Nr. 2

Chronological Analysis of Performances

1st							4th										
Lap	Lap Time	T1	T2	T3	T4	Speed	Lap	Lap Time	T1	T2	T3	T4	Speed				
29 Adrián CARRASCO Cuna de Campeones SPA							12 Ricardo SORIANO Cuna de Campeones SPA										
Runs=1			Total laps=13			Full laps=12			Runs=1			Total laps=12			Full laps=11		
1	2'42.092	1'08.154	32.873	28.116	32.949		1	2'56.464	1'14.530	36.731	29.805	35.398					
2	1'56.647	27.875	29.668	26.196	32.908	164.8	2	2'02.797	29.319	31.323	27.465	34.690	161.5				
3	1'55.646	27.650	29.826	25.981	32.189	165.0	3	2'00.995	28.788	31.251	27.267	33.689	159.9				
4	1'54.892	27.411	29.478	25.874	32.129	162.4	4	2'00.697	28.651	31.016	27.444	33.586	159.0				
5	1'54.783	27.579	29.254	25.873	32.077	162.8	5	2'00.378	28.657	30.729	27.360	33.632	160.0				
6	1'54.222	27.376	29.140	25.688	32.018	162.4	6	2'02.060	28.635	30.420	27.886	35.119	159.0				
7	1'55.261	27.426	29.654	26.210	31.971	164.9	7	2'00.828	28.532	30.815	27.679	33.802	159.4				
8	1'54.773	27.415	29.356	25.718	32.284	164.4	8	2'01.551	28.684	30.547	27.195	35.125	159.0				
9	1'56.151	27.516	30.026	25.953	32.656	164.4	9	2'01.115	29.261	30.638	27.268	33.948	156.2				
10	1'56.050	27.466	30.114	25.901	32.569	162.7	10	2'01.058	28.629	30.678	27.843	33.908	158.1				
11	1'55.512	27.377	29.731	26.054	32.350	164.7	11	2'00.209	28.529	30.637	27.069	33.974	158.3				
12	1'55.168	27.435	29.718	25.791	32.224	163.8	12	1'58.310	28.257	30.443	26.538	33.072	159.1				
13	1'56.368	27.231	29.446	25.602	34.089	162.3											
2nd 87 Fau CAÑERO Cuna de Campeones SPA							5th 33 Izan GUEVARA Cuna de Campeones SPA										
Runs=1			Total laps=13			Full laps=12			Runs=1			Total laps=12			Full laps=11		
1	2'43.806	1'08.765	33.333	28.677	33.031		1	3'01.726	1'14.129	37.328	32.207	38.062					
2	1'58.414	27.993	31.186	26.144	33.091	165.4	2	2'12.004	31.813	34.328	30.001	35.862	165.7				
3	1'56.403	27.419	30.134	25.985	32.865	164.4	3	2'08.574	30.731	33.228	28.875	35.740	166.2				
4	1'55.376	27.348	29.607	26.031	32.390	163.7	4	2'05.951	30.128	32.927	28.508	34.388	166.1				
5	1'55.767	27.195	29.775	26.200	32.597	164.3	5	2'03.543	30.013	31.759	27.839	33.932	164.9				
6	1'54.857	27.195	29.549	25.693	32.420	163.7	6	2'02.270	29.016	31.329	27.916	34.009	163.8				
7	1'55.974	27.447	29.771	26.412	32.344	163.5	7	2'00.415	28.586	31.104	27.331	33.394	165.9				
8	1'55.937	27.521	29.529	26.216	32.671	166.7	8	2'01.128	28.453	31.914	27.194	33.567	165.5				
9	1'58.529	27.570	30.255	28.344	32.360	165.8	9	2'00.204	28.517	30.701	27.517	33.469	164.5				
10	1'55.363	27.562	29.870	25.878	32.053	168.2	10	1'59.380	28.646	30.610	26.986	33.138	164.1				
11	1'55.324	27.395	29.822	25.812	32.295	166.2	11	1'59.250	28.418	30.810	26.925	33.097	164.7				
12	1'55.501	27.134	30.047	25.963	32.357	165.9	12	1'59.755	28.615	30.581	27.082	33.477	165.6				
13	1'55.245	27.421	29.537	25.962	32.325	164.8											
3rd 26 Daniel URRUTIA Cuna de Campeones SPA							6th 9 Chencho AMBER Cuna de Campeones SPA										
Runs=3			Total laps=11			Full laps=6			Runs=3			Total laps=11			Full laps=7		
1	2'44.227	1'08.627	33.766	28.485	33.349		1	2'58.060	1'14.186	37.786	30.853	35.235					
2	1'58.650	27.951	31.122	26.385	33.192	168.0	2	2'04.084	29.998	32.088	28.249	33.749	165.5				
3	1'58.141	27.847	30.296	26.506	33.492	164.6	3	2'02.946	29.634	31.347	27.864	34.101	160.2				
4	1'57.519	27.849	30.207	26.481	32.982	166.1	4	2'01.955	29.187	31.437	27.584	33.747	159.0				
5	2'07.676 P	28.001	30.203	26.635	42.837	165.2	5	2'15.552 P	29.338	31.345	27.404	47.465	159.2				
6	3'32.305	2'01.617	30.709	26.997	32.982		6	3'49.110 P	1'57.766	34.632	31.895	44.817					
7	1'58.193	28.046	30.629	26.476	33.042	165.1	7	3'28.625	1'53.983	31.931	27.796	34.915					
8	1'58.206	27.662	30.435	26.903	33.206	168.9	8	2'02.804	29.153	31.323	28.223	34.105	162.0				
9	2'07.010 P	28.022	30.606	26.244	42.138	165.9	9	2'02.019	28.800	31.190	27.707	34.322	162.0				
10	2'46.804	1'16.432	30.414	26.671	33.287		10	2'02.381	29.699	31.233	27.453	33.996	158.2				
11	1'57.297	27.895	30.170	26.387	32.845	164.7	11	2'01.904	29.178	31.366	27.392	33.968	158.9				

Fastest Lap: Adrián CARRASCO Cuna de Campeones SPA **1'54.222** 27.376 29.140 25.688 32.018

DORNA DATA PROCESSING TIMING SERVICE DORNA DATA PROCESSING TIMING SERVICE DORNA DATA PROCESSING TIMING SERVICE DORNA DATA PROCESSING TIMING SERVICE DORNA DATA PROCESSING TIMING SERVICE DORNA DATA PROCESSING TIMING SERVICE DORNA DATA PROCESSES

Qualifying Practice Nr. 2

Cuna

Lap	Lap Time	T1	T2	T3	T4	Speed	Lap	Lap Time	T1	T2	T3	T4	Speed
7th 96 Daniel HOLGADO Cuna de Campeones SPA							10	2'07.557	30.611	32.559	28.850	35.537	155.9
Runs=1 Total laps=12 Full laps=11							11	2'09.567	30.338	33.375	28.986	36.868	156.8
1	3'12.399	1'34.698	33.130	28.679	35.892		12	2'07.695	30.767	32.729	28.988	35.211	153.8
2	2'06.466	30.322	32.257	28.551	35.336	140.9	11th 89 Marcos URIARTE Cuna de Campeones SPA						
3	2'05.016	30.023	31.757	28.019	35.217	142.2	Runs=1 Total laps=10 Full laps=9						
4	2'05.462	30.001	32.098	28.292	35.071	142.8	1	2'23.254	39.921	37.382	29.400	36.551	
5	2'07.220	31.209	32.240	28.211	35.560	140.1	2	2'09.212	31.396	32.874	28.801	36.141	134.1
6	2'05.392	30.116	31.899	28.227	35.150	141.5	3	2'08.236	31.082	32.539	28.592	36.023	136.7
7	2'05.274	29.862	31.846	28.084	35.482	143.6	4	2'08.068	30.751	32.534	28.669	36.114	138.7
8	2'06.956	30.746	32.520	28.293	35.397	140.6	5	2'08.144	30.918	32.521	28.629	36.076	137.0
9	2'05.456	30.176	31.756	28.123	35.401	141.4	6	2'07.884	30.872	32.386	28.556	36.070	137.1
10	2'05.619	30.025	31.711	28.207	35.676	141.1	7	2'07.987	30.697	32.750	28.625	35.915	139.6
11	2'05.258	30.108	31.716	27.934	35.500	141.6	8	2'08.174	30.690	32.677	28.550	36.257	139.2
12	2'05.269	30.136	31.932	28.100	35.101	141.0	9	2'08.238	30.832	32.354	28.602	36.450	138.2
8th 31 Adrián FERNANDEZ Cuna de Campeones SPA							10	2'07.951	30.853	32.405	28.631	36.062	138.1
Runs=1 Total laps=12 Full laps=11							12th 99 Adrián HUERTAS Cuna de Campeones SPA						
1	2'57.821	1'18.167	34.132	29.622	35.900		Runs=1 Total laps=12 Full laps=11						
2	2'09.335	30.444	32.474	28.112	38.305	144.4	1	3'06.013	43.424	57.109	39.077	46.403	
3	2'05.621	30.125	32.083	28.028	35.385	141.5	2	2'11.864	32.251	33.560	29.048	37.005	134.9
4	2'06.121	30.276	31.782	28.234	35.829	140.2	3	2'09.287	31.427	32.573	28.751	36.536	133.3
5	2'06.084	30.456	31.733	28.215	35.680	138.9	4	2'10.754	32.268	32.543	29.047	36.896	134.8
6	2'05.252	30.119	31.754	28.174	35.205	140.1	5	2'10.139	31.336	33.326	28.843	36.634	133.4
7	2'05.407	30.132	31.708	28.158	35.409	140.8	6	2'09.466	31.210	32.536	28.778	36.942	134.8
8	2'05.395	29.966	31.664	27.824	35.941	142.3	7	2'14.062	31.473	32.280	31.727	38.582	131.6
9	2'06.020	30.109	31.985	28.119	35.807	140.4	8	2'08.421	31.117	32.320	28.411	36.573	133.9
10	2'06.108	30.308	31.754	28.220	35.826	139.7	9	2'10.548	31.808	32.615	29.029	37.096	135.6
11	2'06.024	30.243	31.460	28.685	35.636	139.7	10	2'09.246	30.947	32.530	28.747	37.022	133.4
12	2'05.197	29.998	31.528	28.079	35.592	139.7	11	2'10.038	31.448	32.572	28.944	37.074	132.4
9th 46 David SALVADOR Cuna de Campeones SPA							12	2'09.440	31.227	32.362	28.735	37.116	134.9
Runs=2 Total laps=12 Full laps=9							13th 172 Oscar ALMONACIL Cuna de Campeones SPA						
1	2'54.420	41.845	50.910	38.270	43.395		Runs=2 Total laps=11 Full laps=8						
2	2'15.572	P 33.083	34.469	28.409	39.611	134.6	1	2'33.131	48.287	37.358	30.332	37.154	
3	2'23.482	44.729	32.582	30.245	35.926		2	2'10.164	31.200	32.584	29.889	36.491	135.4
4	2'10.835	30.718	34.564	28.376	37.177	139.1	3	2'09.479	31.074	32.679	29.191	36.535	141.2
5	2'08.200	30.620	33.045	28.862	35.673	139.7	4	2'08.843	31.144	32.453	29.076	36.170	135.9
6	2'05.902	30.515	31.953	28.045	35.389	140.0	5	2'10.099	30.906	33.342	28.940	36.911	140.0
7	2'13.731	31.491	32.458	29.444	40.338	140.4	6	2'08.505	30.737	32.662	28.911	36.195	141.1
8	2'08.588	31.186	32.135	29.569	35.698	127.1	7	2'14.473	P 31.233	32.769	29.034	41.437	136.6
9	2'09.967	31.956	33.761	28.188	36.062	140.5	8	3'39.979	2'01.389	33.035	29.022	36.533	
10	2'09.612	31.526	34.268	28.197	35.621	139.3	9	2'09.339	31.312	32.884	28.637	36.506	135.8
11	2'11.387	32.185	32.927	29.462	36.813	140.8	10	2'08.751	31.128	32.657	28.711	36.255	135.2
12	2'07.404	30.543	31.816	28.376	36.669	139.6	11	2'09.307	31.525	32.725	28.617	36.440	137.6
10th 77 Pablo HERRERO Cuna de Campeones SPA							14th 69 Marcos RUDA Cuna de Campeones SPA						
Runs=1 Total laps=12 Full laps=11							Runs=2 Total laps=11 Full laps=8						
1	3'06.449	1'15.298	39.000	33.381	38.770		1	3'01.032	1'18.668	34.295	30.198	37.871	
2	2'15.778	32.653	35.242	31.227	36.656	158.1	2	2'11.406	31.934	33.522	29.385	36.565	139.2
3	2'10.694	30.799	33.506	29.825	36.564	159.9	3	2'20.926	P 32.312	34.595	29.368	44.651	139.8
4	2'08.965	30.558	33.528	29.206	35.673	160.3	4	3'33.452	1'54.247	33.421	29.197	36.587	
5	2'08.455	30.370	32.979	29.791	35.315	159.8	5	2'10.481	31.037	33.291	29.453	36.700	139.1
6	2'06.878	30.273	32.474	28.933	35.198	161.0	6	2'10.093	31.322	33.228	29.150	36.393	136.0
7	2'07.940	30.588	32.590	28.970	35.792	159.6	7	2'09.832	31.212	33.133	29.141	36.346	136.2
8	2'06.752	30.107	32.369	28.770	35.506	158.3	8	2'09.767	30.854	33.043	29.232	36.638	138.4
9	2'07.533	30.540	32.538	28.806	35.649	157.0	Fastest Lap: Adrián CARRASCO Cuna de Campeones SPA 1'54.222 27.376 29.140 25.688 32.018						

DORNA DATA PROCESSING TIMING SERVICE DORNA DATA PROCESSING TIMING SERVICE DORNA DATA PROCESSING TIMING SERVICE DORNA DATA PROCESSING TIMING SERVICE DORNA DATA PROCESSING TIMING SERVICE DORNA DATA PROCESSING TIMING SERVICE DORNA DATA PROCCESSS

Qualifying Practice Nr. 2

Cuna

Lap	Lap Time	T1	T2	T3	T4	Speed	Lap	Lap Time	T1	T2	T3	T4	Speed						
9	2'08.909	30.898	32.708	28.957	36.346	137.4	7	2'10.091	31.572	33.110	28.678	36.731	135.5						
10	2'09.219	30.702	33.183	29.139	36.195	139.4	8	2'09.762	31.145	33.031	28.931	36.655	137.0						
11	2'08.636	30.617	32.684	29.079	36.256	138.5	9	2'09.946	30.642	32.977	29.209	37.118	139.8						
15th 24 Fenton SEABRIGHT Cuna de Campeones SPA							19th 83 Antonio CARPE Cuna de Campeones SPA												
Runs=1 Total laps=12 Full laps=11							Runs=1 Total laps=12 Full laps=11												
1	2'51.729	52.511	46.752	34.801	37.665		1	2'25.187	39.849	38.391	30.007	36.940							
2	2'10.381	31.487	33.136	29.178	36.580	133.6	2	2'10.843	31.599	33.303	28.977	36.964	135.6						
3	2'11.343	32.258	33.339	28.943	36.803	131.0	3	2'11.533	31.821	33.447	28.992	37.273	134.6						
4	2'09.649	31.361	32.844	29.057	36.387	134.0	4	2'11.796	31.884	33.579	29.313	37.020	134.5						
5	2'09.359	31.510	32.606	28.913	36.330	133.3	5	2'12.015	31.884	33.459	29.254	37.418	133.0						
6	2'09.252	31.168	32.598	28.886	36.600	133.1	6	2'09.266	31.475	32.618	28.798	36.375	133.4						
7	2'09.136	31.155	32.713	28.635	36.633	133.0	7	2'09.600	31.028	32.739	29.036	36.797	137.9						
8	2'08.844	31.323	32.353	28.559	36.609	131.6	8	2'11.250	31.705	33.448	29.330	36.767	132.7						
9	2'09.835	31.355	32.628	28.700	37.152	132.9	9	2'09.732	30.831	32.863	29.002	37.036	139.7						
10	2'09.905	30.941	32.881	29.026	37.057	133.8	10	2'10.434	31.814	33.358	28.641	36.621	135.5						
11	2'09.062	30.454	32.911	28.795	36.902	140.5	11	2'09.916	31.206	33.068	29.072	36.570	138.4						
12	2'08.723	30.926	32.164	28.859	36.774	135.3	12	2'10.565	31.321	33.268	29.045	36.931	135.4						
16th 72 Iván SIERRA Cuna de Campeones SPA							20th 54 Fermín ALDEGUER Cuna de Campeones SPA												
Runs=2 Total laps=11 Full laps=8							Runs=2 Total laps=11 Full laps=8												
1	2'54.561	1'03.744	38.788	30.708	41.321		1	2'23.375	41.209	36.465	29.204	36.497							
2	2'15.799	34.727	35.320	29.258	36.494	130.9	2	2'09.393	31.538	32.803	28.782	36.270	133.7						
3	2'11.153	31.623	33.260	29.241	37.029	137.2	3	2'11.172	31.808	33.557	28.749	37.058	138.4						
4	2'10.563	31.641	33.365	29.051	36.506	135.3	4	2'10.845	31.794	32.968	28.987	37.096	133.1						
5	2'21.582 P	31.261	33.728	31.012	45.581	135.8	5	2'10.953	32.099	33.165	29.043	36.646	130.2						
6	3'15.671	1'23.401	42.425	33.299	36.546		6	2'11.911	32.328	34.502	28.804	36.277	132.0						
7	2'21.112	31.252	39.888	31.169	38.803	135.9	7	2'12.835	31.898	35.921	28.636	36.380	136.0						
8	2'26.314	35.769	40.696	32.800	37.049	133.5	8	2'13.647	31.697	36.720	28.712	36.518	138.8						
9	2'22.531	34.427	38.372	32.966	36.766	133.4	9	2'19.025 P	32.110	33.271	29.565	44.079	133.4						
10	2'09.138	31.115	32.743	28.685	36.595	136.2	10	3'28.783	1'49.171	33.038	29.219	37.355							
11	2'08.740	31.502	32.467	28.744	36.027	134.4	11	2'10.151	32.141	32.601	28.643	36.766	130.0						
17th 15 Marcos GARCIA Cuna de Campeones SPA							21st 34 Pedro ACOSTA Cuna de Campeones SPA												
Runs=1 Total laps=12 Full laps=11							Runs=2 Total laps=5 Full laps=2												
1	2'54.817	43.922	47.680	40.522	42.693		1	2'59.340	34.588	54.405	42.842	47.505							
2	2'14.282	33.224	34.657	29.235	37.166	136.0	2	2'09.487	30.591	33.863	28.397	36.636	139.0						
3	2'12.079	31.867	33.416	29.354	37.442	140.1	3	2'09.399	31.256	32.688	28.457	36.998	138.6						
4	2'10.874	31.811	33.269	28.782	37.012	138.1	4	2'22.195 P	32.083	33.629	30.857	45.626	129.1						
5	2'11.243	31.515	33.746	28.869	37.113	138.6	5	3'09.590 P	1'07.247	38.193	35.430	48.720							
6	2'13.111	31.514	35.646	28.957	36.994	138.1	22nd 95 David POVEDA Cuna de Campeones SPA												
7	2'10.227	31.712	33.066	28.886	36.563	137.6	Runs=1 Total laps=12 Full laps=11												
8	2'09.480	30.993	33.010	28.913	36.564	138.5	1	2'57.195	1'08.688	38.364	31.717	38.426							
9	2'09.500	30.968	33.072	28.813	36.647	140.2	2	2'13.110	32.292	34.680	29.202	36.936	136.3						
10	2'09.469	30.986	33.008	28.605	36.870	138.3	3	2'12.740	32.111	33.230	30.286	37.113	136.5						
11	2'10.383	32.087	32.856	28.597	36.843	138.2	4	2'11.901	31.627	33.450	29.369	37.455	136.9						
12	2'08.822	31.154	32.763	28.630	36.275	137.9	5	2'12.610	32.006	33.827	29.469	37.308	134.8						
18th 18 Angel HEREDIA Cuna de Campeones SPA							6	2'11.461	32.293	33.246	29.418	36.504	132.5						
Runs=1 Total laps=12 Full laps=11							7	2'10.190	31.323	33.060	29.115	36.692	138.0						
1	2'25.407	37.385	40.808	29.974	37.240		8	2'10.751	31.567	33.236	29.260	36.688	135.9						
2	2'11.790	31.626	33.782	29.473	36.909	137.9	9	2'11.224	32.113	33.231	29.092	36.788	135.4						
3	2'10.861	31.377	33.485	29.019	36.980	136.4	10	2'10.216	31.202	33.469	29.162	36.383	139.1						
4	2'12.867	31.241	33.635	29.640	38.351	137.6	Fastest Lap: Adrián CARRASCO Cuna de Campeones SPA 1'54.222 27.376 29.140 25.688 32.018												
5	2'11.126	31.396	33.308	28.954	37.468	136.9	DORNA DATA PROCESSING TIMING SERVICE DORNA DATA PROCESSING TIMING SERVICE DORNA DATA PROCESSING TIMING SERVICE DORNA DATA PROCESSING TIMING SERVICE DORNA DATA PROCESSING TIMING SERVICE DORNA DATA PROCESSING TIMING SERVICE DORNA DATA PROCESSING TIMING SERVICE DORNA DATA PROCESSING TIMING SERVICE DORNA DATA PROCCESSS												
6	2'09.263	31.005	32.798	28.708	36.752	139.6													

Fastest Lap: Adrián CARRASCO Cuna de Campeones SPA **1'54.222** 27.376 29.140 25.688 32.018

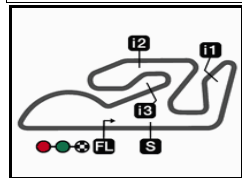
Qualifying Practice Nr. 2

Cuna

Lap	Lap Time	T1	T2	T3	T4	Speed	Lap	Lap Time	T1	T2	T3	T4	Speed		
11	2'10.480	31.518	33.342	28.829	36.791	136.5	9	2'11.685	31.466	33.692	29.475	37.052	138.3		
12	2'10.229	31.230	33.295	29.030	36.674	139.0									
23rd	4	Raúl PEREZ Cuna de Campeones SPA						27th	44	Nicolás HERNANDE Cuna de Campeones SPA					
		Runs=1	Total laps=12	Full laps=11					Runs=3	Total laps=11	Full laps=6				
1	2'33.794	46.093	38.864	30.995	37.842		1	2'27.413	35.435	42.610	31.208	38.160			
2	2'11.702	31.788	33.495	29.254	37.165	132.1	2	2'15.265	32.690	34.505	30.080	37.990	132.0		
3	2'11.105	31.429	33.522	29.175	36.979	133.7	3	2'13.734	32.441	33.830	29.456	38.007	134.1		
4	2'10.757	31.149	33.232	29.324	37.052	135.4	4	2'12.340	32.288	33.483	29.315	37.254	130.8		
5	2'11.105	31.343	33.189	29.303	37.270	132.2	5	2'12.280	32.108	33.454	29.137	37.581	132.4		
6	2'11.722	31.570	33.276	29.475	37.401	131.7	6	2'12.027	32.231	33.767	28.769	37.260	129.6		
7	2'10.906	31.366	33.282	29.060	37.198	132.0	7	2'12.283	32.184	33.435	29.209	37.455	129.3		
8	2'11.528	31.644	33.170	29.185	37.529	131.4	8	2'20.668	P 32.775	34.456	29.343	44.094	129.3		
9	2'10.732	31.897	32.651	29.176	37.008	130.5	9	3'18.740	1'36.264	34.897	29.445	38.134			
10	2'11.878	31.747	33.206	29.387	37.538	130.7	10	2'16.749	P 31.905	33.773	29.194	41.877	135.3		
11	2'11.611	31.911	33.089	29.205	37.406	128.9	11	3'30.907	1'48.028	34.925	30.326	37.628			
12	2'10.872	31.796	32.960	29.337	36.779	128.5									
24th	25	Luis m. VERDUGO Cuna de Campeones SPA						28th	19	David IZQUIERDO Cuna de Campeones SPA					
		Runs=3	Total laps=11	Full laps=6					Runs=2	Total laps=11	Full laps=8				
1	2'44.731	51.352	39.781	34.516	39.082		1	3'07.763	1'07.488	42.899	36.016	41.360			
2	2'18.512	P 32.267	34.793	29.794	41.658	137.5	2	2'19.210	34.863	35.532	30.323	38.492	126.5		
3	3'26.741	1'43.875	34.985	30.108	37.773		3	2'16.144	32.773	34.353	30.423	38.595	133.2		
4	2'13.138	32.027	34.137	29.583	37.391	134.1	4	2'14.442	32.588	34.122	30.039	37.693	130.7		
5	2'12.840	32.041	33.808	29.497	37.494	132.2	5	2'14.787	32.832	34.175	29.859	37.921	132.6		
6	2'12.553	31.915	33.734	29.502	37.402	131.8	6	2'15.626	32.795	34.365	30.485	37.981	132.4		
7	2'24.341	P 31.904	39.439	31.213	41.785	132.3	7	2'18.477	P 32.628	33.872	29.990	41.987	131.4		
8	2'34.659	52.657	34.608	29.612	37.782		8	3'18.122	1'34.875	34.975	30.192	38.080			
9	2'13.234	31.867	34.003	29.717	37.647	134.4	9	2'13.297	32.401	33.704	29.491	37.701	134.0		
10	2'13.043	32.150	34.003	29.587	37.303	135.7	10	2'13.187	32.575	33.531	29.522	37.559	132.8		
11	2'10.856	31.407	33.342	28.972	37.135	133.4	11	2'13.605	32.423	33.566	29.612	38.004	132.2		
25th	8	Carlos GIMENEZ Cuna de Campeones SPA						29th	2	Ondrej VOSTATEK Cuna de Campeones CZE					
		Runs=2	Total laps=11	Full laps=8					Runs=1	Total laps=8	Full laps=6				
1	2'43.142	51.148	40.161	33.033	38.800		1	2'38.972	52.910	36.845	30.799	38.418			
2	2'14.864	32.801	34.070	29.921	38.072	132.9	2	2'15.464	32.881	35.008	29.919	37.656	134.7		
3	2'11.446	32.429	33.226	29.096	36.695	131.5	3	2'14.638	32.669	34.150	30.183	37.636	134.1		
4	2'11.057	32.168	33.170	29.033	36.686	132.4	4	2'32.317	50.620	33.859	29.729	38.109	132.6		
5	2'10.869	31.888	32.646	29.303	37.032	132.2	5	2'14.240	32.992	34.385	29.642	37.221	134.2		
6	2'24.596	P 31.904	33.033	34.027	45.632	131.3	6	2'42.361	59.413	34.061	31.060	37.827	119.7		
7	3'12.084	1'26.604	34.845	31.714	38.921		7	2'15.495	33.133	34.340	29.768	38.254	131.6		
8	2'13.362	32.886	33.401	29.748	37.327	132.9	8	2'46.783	P 1'00.149	34.176	29.599	42.859	104.3		
9	2'11.812	32.073	32.888	29.420	37.431	131.0									
10	2'11.293	31.806	32.696	29.330	37.461	130.7	30th	82	Bryan AGUILAR Cuna de Campeones SPA						
11	2'11.705	32.196	33.007	29.235	37.267	130.3			Runs=1	Total laps=11	Full laps=10				
		Runs=2	Total laps=9	Full laps=6					1	2'52.198	1'05.340	37.354	30.832	38.672	
1	3'19.373	1'37.658	34.934	29.543	37.238		2	2'16.319	32.444	35.235	30.271	38.369	138.6		
2	2'12.754	31.850	33.900	29.374	37.630	137.4	3	2'17.067	32.561	34.251	30.720	39.535	135.7		
3	2'11.336	31.546	33.724	29.415	36.651	136.9	4	2'15.781	32.776	34.378	30.402	38.225	136.5		
4	2'11.739	31.365	33.728	29.810	36.836	139.0	5	2'14.713	32.805	34.536	29.984	37.388	134.6		
5	2'11.830	31.522	33.735	29.519	37.054	137.0	6	2'16.845	32.714	34.978	30.657	38.496	137.5		
6	2'12.234	31.908	33.731	29.581	37.014	137.3	7	2'14.986	32.546	34.288	29.942	38.210	134.1		
7	2'17.769	P 31.455	34.027	29.812	42.475	139.1	8	2'15.059	32.785	34.475	29.895	37.904	134.5		
8	7'26.330	5'45.356	34.188	29.531	37.255		9	2'14.788	32.239	34.199	30.230	38.120	136.5		
							10	2'15.500	32.827	34.578	30.090	38.005	133.2		
							11	2'16.000	32.686	34.661	30.331	38.322	133.7		

Fastest Lap: Adrián CARRASCO Cuna de Campeones SPA **1'54.222** 27.376 29.140 25.688 32.018


DORNA DATA PROCESSING TIMING SERVICE DORNA DATA PROCESSING TIMING SERVICE DORNA DATA PROCESSING TIMING SERVICE DORNA DATA PROCESSING TIMING SERVICE DORNA DATA PROCESSING TIMING SERVICE DORNA DATA PROCESSING TIMING SERVICE DORNA DATA PROCESSING TIMING SERVICE DORNA DATA PROCCESSS



GP MOTUL DE LA COMUNITAT VALENCIANA

4005 m.

Official Practice Times

	Rider	Nation	Team	MOTORCYCLE	QP1	QP2	Gap	QP2-QP1
1	29 A.CARRASCO	SPA	Cuna de Campeones	PREMOTO4	1'54.785 12	1'54.222	6	
2	87 F.CAÑERO	SPA	Cuna de Campeones	PREMOTO4	1'55.779 8	1'54.857	6 0.635	0.635 -0.922
3	26 D.URRUTIA	SPA	Cuna de Campeones	PREMOTO4	1'59.719 9	1'57.297	11 3.075	2.440 -2.422
4	12 R.SORIANO	SPA	Cuna de Campeones	PREMOTO4	2'02.045 8	1'58.310	12 4.088	1.013 -3.735
5	33 I.GUEVARA	SPA	Cuna de Campeones	PREMOTO4		1'59.250	11 5.028	0.940
6	9 C.AMBER	SPA	Cuna de Campeones	PREMOTO4	2'02.165 6	2'01.904	11 7.682	2.654 -0.261
7	96 D.HOLGADO	SPA	Cuna de Campeones	MINIGP140	2'05.823 6	2'05.016	3 10.794	3.112 -0.807
8	31 A.FERNANDEZ	SPA	Cuna de Campeones	MINIGP140	2'05.888 5	2'05.197	12 10.975	0.181 -0.691
9	46 D.SALVADOR	SPA	Cuna de Campeones	MINIGP140	2'06.592 12	2'05.902	6 11.680	0.705 -0.690
10	77 P.HERRERO	SPA	Cuna de Campeones	PREMOTO4	2'09.047 11	2'06.752	8 12.530	0.850 -2.295
11	89 M.URIARTE	SPA	Cuna de Campeones	MINIGP140	2'08.664 7	2'07.884	6 13.662	1.132 -0.780
12	99 A.HUERTAS	SPA	Cuna de Campeones	MINIGP140	2'08.159 11	2'08.421	8 13.937	0.275 0.262
13	34 P.ACOSTA	SPA	Cuna de Campeones	MINIGP140	2'08.277 5	2'09.399	3 14.055	0.118 1.122
14	172 O.ALMONACIL	SPA	Cuna de Campeones	MINIGP140	2'09.033 9	2'08.505	6 14.283	0.228 -0.528
15	69 M.RUDA	SPA	Cuna de Campeones	MINIGP140	2'09.634 10	2'08.636	11 14.414	0.131 -0.998
16	24 F.SEABRIGHT	SPA	Cuna de Campeones	MINIGP140	2'10.726 10	2'08.723	12 14.501	0.087 -2.003
17	72 I.SIERRA	SPA	Cuna de Campeones	MINIGP140	2'17.873 9	2'08.740	11 14.518	0.017 -9.133
18	15 M.GARCIA	SPA	Cuna de Campeones	MINIGP140	2'15.954 4	2'08.822	12 14.600	0.082 -7.132
19	18 A.HEREDIA	SPA	Cuna de Campeones	MINIGP140	2'11.048 7	2'09.165	12 14.943	0.343 -1.883
20	83 A.CARPE	SPA	Cuna de Campeones	MINIGP140	2'10.715 6	2'09.266	6 15.044	0.101 -1.449
21	54 F.ALDEGUER	SPA	Cuna de Campeones	MINIGP140	2'09.579 4	2'09.393	2 15.171	0.127 -0.186
22	95 D.POVEDA	SPA	Cuna de Campeones	MINIGP140	2'11.937 10	2'10.190	7 15.968	0.797 -1.747
23	4 R.PEREZ	SPA	Cuna de Campeones	MINIGP140	2'13.851 5	2'10.732	9 16.510	0.542 -3.119
24	25 L.VERDUGO	SPA	Cuna de Campeones	MINIGP140	2'11.781 7	2'10.856	11 16.634	0.124 -0.925
25	8 C.GIMENEZ	SPA	Cuna de Campeones	MINIGP140	2'11.168 11	2'10.869	5 16.647	0.013 -0.299
26	3 A.MARAEV	RUS	Cuna de Campeones	MINIGP140	2'14.733 6	2'11.336	3 17.114	0.467 -3.397
27	44 N.HERNANDEZ	SPA	Cuna de Campeones	MINIGP140	2'14.399 4	2'12.027	6 17.805	0.691 -2.372
28	19 D.IZQUIERDO	SPA	Cuna de Campeones	MINIGP140	2'18.085 4	2'13.187	10 18.965	1.160 -4.898
29	2 O.VOSTATEK	CZE	Cuna de Campeones	MINIGP140	2'32.934 2	2'14.240	5 20.018	1.053 -18.694
30	82 B.AGUILAR	SPA	Cuna de Campeones	MINIGP140	2'17.955 8	2'14.713	5 20.491	0.473 -3.242
31	52 A.MUÑOZ	SPA	Cuna de Campeones	MINIGP140	2'17.027 11	2'14.858	10 20.636	0.145 -2.169
32	122 M.SANCHEZ	SPA	Cuna de Campeones	MINIGP140	2'25.595 7	2'23.585	10 29.363	8.727 -2.010
33	93 S.BERNAL	AND	Cuna de Campeones	MINIGP140	2'25.425 6	2'27.542	9 31.203	1.840 2.117

Qualification Time 120%

2'17.066

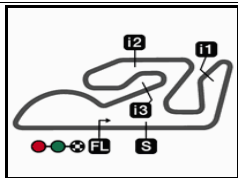
Pole Position:	Lap 6	Adrián CARRASCO	1'54.222	126.2 Km/h
Circuit Record Lap:		New track layout		
Circuit Best Lap:	2015	Adrián CARRASCO	1'54.222	126.2 Km/h

R()=Replacement ___=Replaced

The results are provisional until the end of the limit for protest and appeals.

Time limit for protest expires 60' after publication of the results - Mr. Time:

DORNA DATA PROCESSING TIMING SERVICE DORNA DATA PROCESSING TIMING SERVICE DORNA DATA PROCESSING TIMING SERVICE DORNA DATA PROCESSING TIMING SERVICE DORNA DATA PROCESSING TIMING SERVICE DORNA DATA PROCESSING TIMING SERVICE DORNA DATA PROCESSING TIMING SERVICE DORNA DATA PROCESSING TIMING SERVICE DORNA DATA PROCESSING TIMING SERVICE DORNA DATA PROCESSING



4005 m.

GP MOTUL DE LA COMUNITAT VALENCIANA Official Starting Grid

Race : 8 laps = 32.04 km

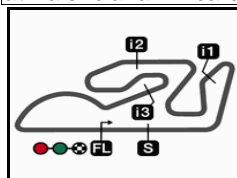


1	3 1'57.297 26 Daniel URRUTIA PreMoto4	2 1'54.857 87 Fau CAÑERO PreMoto4	1 1'54.222 29 Adrián CARRASCO PreMoto4
2	6 2'01.904 9 Chencho AMBER PreMoto4	5 1'59.250 33 Izan GUEVARA PreMoto4	4 1'58.310 12 Ricardo SORIANO PreMoto4
3	9 2'05.902 46 David SALVADOR MiniGP140	8 2'05.197 31 Adrián FERNANDEZ MiniGP140	7 2'05.016 96 Daniel HOLGADO MiniGP140
4	12 2'08.159 99 Adrián HUERTAS MiniGP140	11 2'07.884 89 Marcos URIARTE MiniGP140	10 2'06.752 77 Pablo HERRERO PreMoto4
5	15 2'08.636 69 Marcos RUDA MiniGP140	14 2'08.505 172 Oscar ALMONACIL MiniGP140	13 2'08.277 34 Pedro ACOSTA MiniGP140
6	18 2'08.822 15 Marcos GARCIA MiniGP140	17 2'08.740 72 Iván SIERRA MiniGP140	16 2'08.723 24 Fenton SEABRIGHT MiniGP140
7	21 2'09.393 54 Fermín ALDEGUER MiniGP140	20 2'09.266 83 Antonio CARPE MiniGP140	19 2'09.165 18 Angel HEREDIA MiniGP140
8	24 2'10.856 25 Luis m. VERDUGO MiniGP140	23 2'10.732 4 Raúl PEREZ MiniGP140	22 2'10.190 95 David POVEDA MiniGP140

The results are provisional until the end of the limit for protest and appeals and until the ratification of the Event Management Committee.

Time limit for protest expires 60' at the latest after publication of the results - Mr. Time:

DORNA DATA PROCESSING TIMING SERVICE DORNA DATA PROCESSING TIMING SERVICE DORNA DATA PROCESSING TIMING SERVICE DORNA DATA PROCESSING TIMING SERVICE DORNA DATA PROCESSING TIMING SERVICE DORNA DATA PROCESSING TIMING SERVICE DORNA DATA PROCESSING TIMING SERVICE DORNA DATA PROCESSING TIMING SERVICE DORNA DATA PROCESSING TIMING SERVICE DORNA DATA PROCESSING



4005 m.

GP MOTUL DE LA COMUNITAT VALENCIANA

Official Starting Grid

Race : 8 laps = 32.04 km

9

27
2'12.027
44 Nicolás HERNANDEZ
MiniGP140

26

2'11.336
3 Artem MARAEV
MiniGP140

25

2'10.869
8 Carlos GIMENEZ
MiniGP140

10

30
2'14.713
82 Bryan AGUILAR
MiniGP140

29

2'14.240
2 Ondrej VOSTATEK
MiniGP140

28

2'13.187
19 David IZQUIERDO
MiniGP140

11

33
2'25.425
93 Sergio BERNAL
MiniGP140

32

2'23.585
122 Mónica SANCHEZ
MiniGP140

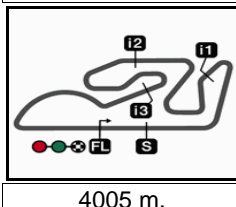
31

2'14.858
52 Alejandro MUÑOZ
MiniGP140

The results are provisional until the end of the limit for protest and appeals and until the ratification of the Event Management Committee.

Time limit for protest expires 60' at the latest after publication of the results - Mr. Time:

DORNA DATA PROCESSING TIMING SERVICE DORNA DATA PROCESSING TIMING SERVICE DORNA DATA PROCESSING TIMING SERVICE DORNA DATA PROCESSING TIMING SERVICE DORNA DATA PROCESSING TIMING SERVICE DORNA DATA PROCESSING TIMING SERVICE DORNA DATA PROCESSING TIMING SERVICE DORNA DATA PROCESSING TIMING SERVICE DORNA DATA PROCCCESS

**GP MOTUL DE LA COMUNITAT VALENCIANA**

Race Nr. 1

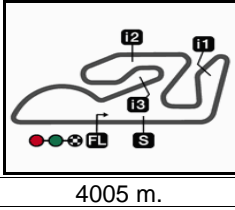
Classification after 8 laps = 32.04 km

Pos	Rider	Nation	Team	Motorcycle	Total Time	Km/h	Gap
1	87 Fau CAÑERO	SPA	Cuna de Campeones	PREMOTO4	15'34.603	123.4	
2	20 33 Izan GUEVARA	SPA	Cuna de Campeones	PREMOTO4	16'00.081	120.1	25.478
3	16 12 Ricardo SORIANO	SPA	Cuna de Campeones	PREMOTO4	16'28.141	116.7	53.538
4	13 9 Chenchó AMBER	SPA	Cuna de Campeones	PREMOTO4	16'28.170	116.7	53.567
5	11 96 Daniel HOLGADO	SPA	Cuna de Campeones	MINIGP140	16'56.007	113.5	1'21.404
6	10 31 Adrián FERNANDEZ	SPA	Cuna de Campeones	MINIGP140	16'57.435	113.3	1'22.832
7	9 46 David SALVADOR	SPA	Cuna de Campeones	MINIGP140	16'57.458	113.3	1'22.855
8	8 99 Adrián HUERTAS	SPA	Cuna de Campeones	MINIGP140	17'00.290	113.0	1'25.687
9	7 77 Pablo HERRERO	SPA	Cuna de Campeones	PREMOTO4	17'03.421	112.7	1'28.818
10	6 15 Marcos GARCIA	SPA	Cuna de Campeones	MINIGP140	17'17.454	111.1	1'42.851
11	5 69 Marcos RUDA	SPA	Cuna de Campeones	MINIGP140	17'18.047	111.1	1'43.444
12	4 172 Oscar ALMONACIL	SPA	Cuna de Campeones	MINIGP140	17'18.820	111.0	1'44.217
13	3 24 Fenton SEABRIGHT	SPA	Cuna de Campeones	MINIGP140	17'18.913	111.0	1'44.310
14	2 83 Antonio CARPE	SPA	Cuna de Campeones	MINIGP140	17'31.126	109.7	1'56.523
15	1 18 Angel HEREDIA	SPA	Cuna de Campeones	MINIGP140	17'31.225	109.7	1'56.622
16	54 Fermín ALDEGUER	SPA	Cuna de Campeones	MINIGP140	17'31.260	109.7	1'56.657
17	8 Carlos GIMENEZ	SPA	Cuna de Campeones	MINIGP140	17'31.453	109.6	1'56.850
18	4 Raúl PEREZ	SPA	Cuna de Campeones	MINIGP140	17'32.062	109.6	1'57.459
19	3 Artem MARAEV	RUS	Cuna de Campeones	MINIGP140	17'32.315	109.6	1'57.712
20	25 Luis m. VERDUGO	SPA	Cuna de Campeones	MINIGP140	17'38.984	108.9	2'04.381
21	95 David POVEDA	SPA	Cuna de Campeones	MINIGP140	15'39.586	107.4	1 lap
22	82 Bryan AGUILAR	SPA	Cuna de Campeones	MINIGP140	15'45.892	106.6	1 lap
23	44 Nicolás HERNANDEZ	SPA	Cuna de Campeones	MINIGP140	16'04.596	104.6	1 lap
24	52 Alejandro MUÑOZ	SPA	Cuna de Campeones	MINIGP140	16'10.990	103.9	1 lap
25	19 David IZQUIERDO	SPA	Cuna de Campeones	MINIGP140	16'12.976	103.7	1 lap
26	122 Mónica SANCHEZ	SPA	Cuna de Campeones	MINIGP140	17'12.629	97.7	1 lap
27	93 Sergio BERNAL	AND	Cuna de Campeones	MINIGP140	17'13.877	97.6	1 lap
Not classified							
	34 Pedro ACOSTA	SPA	Cuna de Campeones	MINIGP140	7'41.428	93.7	5 laps
	72 Iván SIERRA	SPA	Cuna de Campeones	MINIGP140	6'11.569	77.6	6 laps
Not started							
	29 Adrián CARRASCO	SPA	Cuna de Campeones	PREMOTO4			
	26 Daniel URRUTIA	SPA	Cuna de Campeones	PREMOTO4			
	89 Marcos URIARTE	SPA	Cuna de Campeones	MINIGP140			
	2 Ondrej VOSTATEK	CZE	Cuna de Campeones	MINIGP140			

The results are provisional until the end of the limit for protest and appeals.

Time limit for protest expires 30' after publication of the results - Mr. Time:


DORNA DATA PROCESSING TIMING SERVICE DORNA DATA PROCESSING TIMING SERVICE DORNA DATA PROCESSING TIMING SERVICE DORNA DATA PROCESSING TIMING SERVICE DORNA DATA PROCESSING TIMING SERVICE DORNA DATA PROCESSING TIMING SERVICE DORNA DATA PROCESSING TIMING SERVICE DORNA DATA PROCESSING TIMING SERVICE DORNA DATA PROCESSING TIMING SERVICE DORNA DATA PROCESSING TIMING SERVICE DORNA DATA PROCESSING



GP MOTUL DE LA COMUNITAT VALENCIANA

Race Nr. 1

Classification after 8 laps = 32.04 km

Pos	 Rider	Nation Team	Motorcycle	Total Time	Km/h	Gap
-----	---	-------------	------------	------------	------	-----

Race condition: Dry
 Air: 23°
 Humidity: 58%
 Ground: 23°

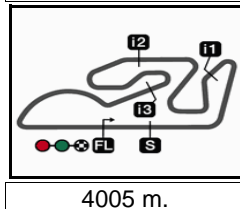
Pole Position:		Adrián CARRASCO	1'54.222	126.2 Km/h
Fastest Lap (New record):	Lap 4	Fau CAÑERO	1'55.586	124.7 Km/h
Circuit Record Lap:		New track layout		
Circuit Best Lap:	2015	Adrián CARRASCO	1'54.222	126.2 Km/h

17:15'00		SIGHTING LAP START
17:27'00		WARM UP LAP START
17:31'11	Marcos URIARTE	did not start
17:31'11	Adrián CARRASCO	did not start
17:31'11	Daniel URRUTIA	did not start
17:31'11	Ondrej VOSTATEK	did not start
17:31'11		RACE START
17:33'40	Iván SIERRA	entered pits
17:34'59	Iván SIERRA	re-joined race
17:35'26	Pedro ACOSTA	black flag with orange disc
17:37'23	Iván SIERRA	entered pits
17:38'52	Pedro ACOSTA	entered pits

The results are provisional until the end of the limit for protest and appeals.

Time limit for protest expires 30' after publication of the results - Mr. Time:

DORNA DATA PROCESSING TIMING SERVICE DORNA DATA PROCESSING TIMING SERVICE DORNA DATA PROCESSING TIMING SERVICE DORNA DATA PROCESSING TIMING SERVICE DORNA DATA PROCESSING TIMING SERVICE DORNA DATA PROCESSING TIMING SERVICE DORNA DATA PROCESSING TIMING SERVICE DORNA DATA PROCESSING TIMING SERVICE DORNA DATA PROCESSING TIMING SERVICE DORNA DATA PROCCESSS



GP MOTUL DE LA COMUNITAT VALENCIANA

Race Nr. 1

Chronological Analysis of Performances

* Lap / Sector time cancelled

T1 Time from finish line to 1st intermedate

T3 Time from 2nd intermed. to 3rd intermed.

P Crossing the finish line in pit lane

T2 Time from 1st intermed. to 2nd intermed.

T4 Time from 3rd intermedate to finish line

Lap	Lap Time	T1	T2	T3	T4	Speed	Lap	Lap Time	T1	T2	T3	T4	Speed
1st 87 Fau CAÑERO Cuna de Campeones SPA							1	2'15.094	37.631	33.248	28.512	35.703	120.5
							2	2'06.189	30.252	32.285	28.155	35.497	141.5
1	2'03.128	33.612	30.511	26.351	32.654	131.0	3	2'05.460	29.940	31.877	28.050	35.593	142.4
2	1'55.814	27.518	29.803	25.976	32.517	163.9	4	2'06.098	30.176	32.331	28.426	35.165	141.2
3	1'55.796	27.526	29.510	26.033	32.727	162.5	5	2'05.982	30.272	31.946	28.305	35.459	138.6
4	1'55.586	27.360	29.644	26.069	32.513	163.1	6	2'05.843	30.187	32.015	28.124	35.517	141.0
5	1'56.041	27.480	29.739	26.325	32.497	164.0	7	2'05.730	30.263	32.002	28.133	35.332	139.1
6	1'56.204	27.460	29.655	26.265	32.824	163.9	8	2'05.611	30.017	31.966	28.088	35.540	142.6
7	1'55.688	27.637	29.545	26.007	32.499	164.9	6th 31 Adrián FERNANDEZ Cuna de Campeones SPA						
8	1'56.346	27.415	29.845	25.889	33.197	165.2	1	2'15.164	37.781	33.360	28.520	35.503	120.3
2nd 33 Izan GUEVARA Cuna de Campeones SPA							2	2'07.794	30.379	32.318	28.866	36.231	143.3
1	2'05.243	34.447	30.579	26.997	33.220	133.8	3	2'06.172	30.379	32.053	28.250	35.490	140.0
2	1'58.828	28.142	30.268	26.978	33.440	165.5	4	2'05.985	29.974	32.323	28.390	35.298	143.1
3	1'59.300	28.300	30.643	27.146	33.211	163.8	5	2'05.535	29.733	32.134	28.217	35.451	143.0
4	1'59.248	28.394	30.607	26.953	33.294	164.8	6	2'05.852	30.203	32.022	28.133	35.494	142.3
5	1'58.889	28.213	30.434	26.911	33.331	164.4	7	2'05.454	30.087	31.894	28.099	35.374	140.9
6	1'59.360	28.450	30.606	26.890	33.414	163.9	8	2'05.479	30.079	31.701	28.132	35.567	144.2
7	1'58.703	28.238	30.465	26.790	33.210	164.2	7th 46 David SALVADOR Cuna de Campeones SPA						
8	2'00.510	28.300	31.111	27.056	34.043	166.0	1	2'15.302	37.996	33.315	28.545	35.446	118.4
3rd 12 Ricardo SORIANO Cuna de Campeones SPA							2	2'06.470	30.443	32.363	28.269	35.395	141.1
1	2'24.279	35.050	46.010	28.827	34.392	129.5	3	2'06.196	30.383	32.095	28.092	35.626	140.6
2	2'04.689	29.078	32.104	29.181	34.326	164.6	4	2'06.394	30.387	32.409	27.974	35.624	139.7
3	2'01.903	28.429	31.263	28.452	33.759	161.9	5	2'06.346	30.429	32.314	28.258	35.345	139.5
4	2'00.132	28.455	30.699	27.480	33.498	163.3	6	2'06.306	30.099	32.149	28.303	35.755	141.1
5	2'00.342	28.498	30.892	27.289	33.663	161.1	7	2'04.995	30.226	31.466	28.039	35.264	139.8
6	1'59.027	28.365	30.374	26.829	33.459	160.7	8	2'05.449	30.357	31.598	28.046	35.448	140.8
7	1'59.168	28.501	30.366	26.903	33.398	162.6	8th 99 Adrián HUERTAS Cuna de Campeones SPA						
8	1'58.601	28.010	30.262	26.827	33.502	162.1	1	2'16.042	38.142	33.644	28.323	35.933	119.3
4th 9 Chenko AMBER Cuna de Campeones SPA							2	2'07.000	30.511	32.588	28.209	35.692	142.4
1	2'14.238	37.541	32.984	28.399	35.314	129.3	3	2'06.290	30.533	31.983	28.217	35.557	137.0
2	2'06.258	30.338	32.694	28.071	35.155	157.5	4	2'06.092	30.416	31.893	28.237	35.546	142.6
3	2'02.270	29.179	31.403	27.483	34.205	159.8	5	2'05.616	30.121	31.719	28.326	35.450	142.0
4	2'02.180	29.042	31.366	27.628	34.144	160.1	6	2'06.051	30.319	31.779	28.191	35.762	139.9
5	2'01.828	29.120	31.297	27.506	33.905	159.8	7	2'05.861	30.486	31.790	28.041	35.544	142.0
6	2'00.789	28.759	31.047	27.310	33.673	159.3	8	2'07.338	30.995	31.778	28.319	36.246	139.8
7	2'00.094	28.546	30.926	27.109	33.513	161.1	9th 77 Pablo HERRERO Cuna de Campeones SPA						
8	2'00.513	28.848	30.907	27.002	33.756	160.0	1	2'17.856	38.044	34.251	29.869	35.692	132.1
5th 96 Daniel HOLGADO Cuna de Campeones SPA							2	2'08.314	30.348	32.912	29.074	35.980	162.9
1							3	2'06.784	29.752	32.350	29.161	35.521	163.3

Fastest Lap:

1'55.586 27.360 29.644 26.069 32.513

DORNA DATA PROCESSING TIMING SERVICE DORNA DATA PROCESSING TIMING SERVICE DORNA DATA PROCESSING TIMING SERVICE DORNA DATA PROCESSING TIMING SERVICE DORNA DATA PROCESSING TIMING SERVICE DORNA DATA PROCESSING TIMING SERVICE DORNA DATA PROCESSING TIMING SERVICE DORNA DATA PROCCESSSS

Race Nr. 1

Cuna

Lap	Lap Time	T1	T2	T3	T4	Speed	Lap	Lap Time	T1	T2	T3	T4	Speed
4	2'06.244	30.276	32.593	28.589	34.786	159.9	6	2'09.861	31.377	32.845	28.952	36.687	135.6
5	2'06.277	29.672	32.421	28.738	35.446	162.0	7	2'11.134	31.486	33.451	29.184	37.013	137.4
6	2'06.102	29.592	32.514	28.691	35.305	161.3	8	2'09.484	31.726	33.007	28.718	36.033	135.0
7	2'05.459	29.530	32.235	28.658	35.036	160.4	15th 18 Angel HEREDIA Cuna de Campeones SPA						
8	2'06.385	30.102	32.414	28.796	35.073	159.7	1	2'19.235	39.778	34.123	28.942	36.392	121.3
10th 15 Marcos GARCIA Cuna de Campeones SPA							2	2'10.311	31.184	33.211	29.740	36.176	140.1
1	2'19.356	39.798	34.720	28.767	36.071	118.9	3	2'09.321	30.868	32.947	28.905	36.601	139.2
2	2'09.619	31.162	33.033	29.242	36.182	138.7	4	2'10.604	31.008	33.564	28.981	37.051	136.7
3	2'07.067	30.284	32.530	28.307	35.946	140.3	5	2'11.110	31.751	33.419	29.097	36.843	134.6
4	2'07.396	30.266	32.333	28.477	36.320	141.2	6	2'09.752	31.181	32.910	29.057	36.604	137.0
5	2'08.172	30.700	32.526	28.510	36.436	139.0	7	2'11.435	31.850	33.365	29.257	36.963	133.4
6	2'09.043	30.806	32.575	28.535	37.127	138.5	8	2'09.457	31.707	33.444	28.329	35.977	136.5
7	2'08.965	31.173	32.833	28.682	36.277	139.6	16th 54 Fermín ALDEGUER Cuna de Campeones SPA						
8	2'07.836	30.726	32.505	28.567	36.038	139.9	1	2'19.144	38.963	33.931	28.858	37.392	117.7
11th 69 Marcos RUDA Cuna de Campeones SPA							2	2'10.504	31.100	33.267	29.343	36.794	139.8
1	2'16.148	38.302	33.467	28.700	35.679	119.6	3	2'09.789	30.861	32.850	28.912	37.166	142.0
2	2'09.051	30.518	33.520	28.636	36.377	144.8	4	2'09.984	30.704	33.090	28.836	37.354	141.6
3	2'08.799	31.034	33.037	28.690	36.038	138.8	5	2'11.261	32.043	33.031	28.904	37.283	133.2
4	2'09.944	30.824	33.024	28.822	37.274	140.6	6	2'09.961	31.318	33.327	28.613	36.703	137.8
5	2'07.676	30.839	32.531	28.461	35.845	144.8	7	2'11.043	31.217	33.637	28.971	37.218	140.1
6	2'08.746	31.383	33.176	28.343	35.844	139.2	8	2'09.574	31.565	32.918	28.580	36.511	135.3
7	2'09.180	30.995	32.932	28.893	36.360	136.9	17th 8 Carlos GIMENEZ Cuna de Campeones SPA						
8	2'08.503	31.184	32.733	28.692	35.894	138.2	1	2'20.472	40.210	34.033	29.636	36.593	120.0
12th 172 Oscar ALMONACIL Cuna de Campeones SPA							2	2'10.277	31.030	32.709	29.703	36.835	139.9
1	2'16.822	38.565	33.598	28.509	36.150	121.5	3	2'09.749	31.271	32.950	29.059	36.469	141.6
2	2'08.544	30.561	33.140	28.467	36.376	146.5	4	2'09.630	31.180	32.888	28.868	36.694	138.0
3	2'09.236	31.096	33.241	28.862	36.037	139.9	5	2'10.624	31.784	32.833	29.335	36.672	139.0
4	2'08.634	30.413	33.042	28.723	36.456	139.7	6	2'09.877	31.662	33.044	28.614	36.557	136.5
5	2'08.819	31.187	32.603	28.958	36.071	137.5	7	2'11.341	31.698	33.221	29.338	37.084	140.4
6	2'08.479	30.929	32.662	28.504	36.384	142.1	8	2'09.483	31.780	33.039	28.582	36.082	138.7
7	2'09.839	31.117	33.280	28.980	36.462	137.3	18th 4 Raúl PEREZ Cuna de Campeones SPA						
8	2'08.447	30.884	32.421	28.742	36.400	139.2	1	2'19.871	39.434	34.730	29.366	36.341	120.7
13th 24 Fenton SEABRIGHT Cuna de Campeones SPA							2	2'10.802	31.302	32.966	29.540	36.994	145.5
1	2'16.596	38.416	33.586	28.580	36.014	120.8	3	2'09.774	31.205	33.064	28.822	36.683	141.3
2	2'08.795	30.306	33.359	28.657	36.473	143.9	4	2'09.127	30.585	32.714	28.921	36.907	140.2
3	2'09.121	31.183	33.122	28.739	36.077	139.9	5	2'11.244	32.052	33.018	29.257	36.917	134.4
4	2'09.127	30.852	32.777	28.805	36.693	137.1	6	2'09.961	31.799	33.142	28.558	36.462	137.0
5	2'08.053	30.951	32.529	28.723	35.850	140.8	7	2'11.706	31.700	33.446	29.067	37.493	135.6
6	2'08.794	31.120	32.684	28.441	36.549	139.5	8	2'09.577	31.427	33.366	28.540	36.244	138.5
7	2'09.958	30.987	33.488	28.854	36.629	139.5	19th 3 Artem MARAEV Cuna de Campeones RUS						
8	2'08.469	30.882	32.428	28.473	36.686	138.1	1	2'22.429	40.867	34.267	29.635	37.660	122.0
14th 83 Antonio CARPE Cuna de Campeones SPA							2	2'10.418	31.274	33.453	28.884	36.807	141.2
1	2'19.087	39.226	33.920	28.965	36.976	117.1	3	2'11.065	31.685	33.560	29.055	36.765	141.2
2	2'11.408	31.063	33.051	30.557	36.737	139.1	4	2'10.257	31.141	33.631	29.010	36.475	140.1
3	2'08.878	30.877	32.731	28.764	36.506	139.5	5	2'09.404	30.956	33.185	28.913	36.350	141.3
4	2'10.081	30.967	33.019	28.853	37.242	138.6	6	2'09.095	30.940	33.146	28.809	36.200	140.9
5	2'11.193	31.897	33.083	29.098	37.115	134.3	7	2'09.254	30.827	32.997	29.059	36.371	141.7

Fastest Lap:

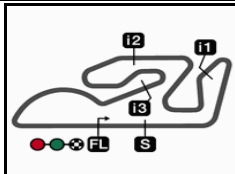
1'55.586 27.360 29.644 26.069 32.513

DORNA DATA PROCESSING TIMING SERVICE DORNA DATA PROCESSING TIMING SERVICE DORNA DATA PROCESSING TIMING SERVICE DORNA DATA PROCESSING TIMING SERVICE DORNA DATA PROCESSING TIMING SERVICE DORNA DATA PROCESSING TIMING SERVICE DORNA DATA PROCESSING TIMING SERVICE DORNA DATA PROCCESSS

Race Nr. 1

Cuna

Lap	Lap Time	T1	T2	T3	T4	Speed	Lap	Lap Time	T1	T2	T3	T4	Speed						
8	2'10.393	31.084	34.187	29.119	36.003	141.7	3	2'15.364	32.613	34.644	29.978	38.129	133.6						
20th 25 Luis m. VERDUGO Cuna de Campeones SPA							4	2'15.005	32.759	34.195	29.864	38.187	131.9						
1	2'22.757	41.325	34.431	29.416	37.585	119.6	5	2'15.558	33.052	34.320	30.037	38.149	131.5						
2	2'10.645	31.426	33.359	28.842	37.018	141.3	6	2'17.591	32.993	34.136	30.783	39.679	132.0						
3	2'11.265	31.837	33.540	28.998	36.890	141.9	7	2'17.889	32.450	34.787	30.541	40.111	133.3						
4	2'10.297	31.039	33.474	29.076	36.708	137.9	26th 122 Mónica SANCHEZ Cuna de Campeones SPA												
5	2'10.595	30.872	33.058	29.502	37.163	138.8	1	2'33.831	43.854	36.512	33.161	40.304	123.9						
6	2'11.165	31.476	33.436	29.189	37.064	134.2	2	2'24.558	34.708	36.576	32.351	40.923	133.9						
7	2'11.057	31.332	33.403	29.052	37.270	135.5	3	2'33.119	35.074	37.181	34.018	46.846	132.6						
8	2'11.203	31.299	33.541	29.103	37.260	135.2	4	2'30.033	36.507	37.264	34.131	42.131	122.8						
21st 95 David POVEDA Cuna de Campeones SPA							5	2'25.750	36.426	37.276	32.069	39.979	129.2						
1	2'19.725	39.540	34.286	29.289	36.610	121.8	6	2'23.824	34.960	36.846	32.238	39.780	130.3						
2	2'10.833	31.293	32.900	29.319	37.321	142.8	7	2'21.514	34.382	35.577	31.642	39.913	131.6						
3	2'09.815	31.155	33.094	28.805	36.761	140.8	27th 93 Sergio BERNAL Cuna de Campeones AND												
4	2'11.348	31.195	33.460	29.173	37.520	138.0	1	2'36.568	45.352	38.907	31.824	40.485	122.9						
5	2'15.087	32.227	34.262	29.990	38.608	133.1	2	2'24.262	34.750	36.689	32.140	40.683	124.6						
6	2'16.568	32.796	34.751	30.273	38.748	128.8	3	2'29.922	34.602	36.640	33.210	45.470	131.2						
7	2'16.210	33.081	34.575	30.218	38.336	126.6	4	2'30.476	36.336	38.621	34.280	41.239	124.7						
22nd 82 Bryan AGUILAR Cuna de Campeones SPA							5	2'25.282	35.322	36.835	32.367	40.758	126.7						
1	2'22.957	41.544	34.429	29.574	37.410	123.3	6	2'23.818	35.262	36.420	31.857	40.279	126.6						
2	2'12.395	31.757	33.651	29.695	37.292	144.4	7	2'23.549	36.284	36.295	31.059	39.911	125.0						
3	2'12.826	31.766	34.054	29.489	37.517	138.6	28th 34 Pedro ACOSTA Cuna de Campeones SPA												
4	2'13.575	32.104	34.138	29.657	37.676	137.8	1	2'15.609	37.904	33.589	28.479	35.637	120.8						
5	2'14.187	32.060	34.205	30.059	37.863	137.2	2	2'15.397	30.790	36.724	31.421	36.462	144.7						
6	2'14.351	32.273	34.361	30.006	37.711	135.8	3	3'10.422 P	40.857	47.442	40.631	1'01.492	123.9						
7	2'15.601	32.860	34.478	30.119	38.144	135.9	29th 72 Iván SIERRA Cuna de Campeones SPA												
23rd 44 Nicolás HERNANDE Cuna de Campeones SPA							1	2'27.872 P	38.789	34.421	30.587	44.075	120.9						
1	2'21.704	40.745	34.225	29.331	37.403	121.8	2	3'43.697 P	1'51.724	35.613	30.416	45.944							
2	2'11.295	31.249	33.580	29.028	37.438	138.1	24th 52 Alejandro MUÑOZ Cuna de Campeones SPA												
3	2'12.303	32.032	33.594	29.525	37.152	138.6	1	2'26.263	42.761	35.074	30.134	38.294	121.5						
4	2'16.954	31.375	35.119	31.265	39.195	138.3	2	2'22.640	33.132	36.860	31.917	40.731	136.5						
5	2'19.398	33.950	36.059	30.523	38.866	134.5	3	2'18.635	34.111	36.143	30.363	38.018	133.2						
6	2'20.657	33.895	36.166	31.164	39.432	131.8	4	2'15.479	32.852	34.786	29.949	37.892	135.7						
7	2'22.285	34.312	36.760	31.737	39.476	132.9	5	2'14.811	32.596	34.226	29.837	38.152	135.6						
24th 52 Alejandro MUÑOZ Cuna de Campeones SPA							6	2'16.528	33.597	34.580	29.818	38.533	129.4						
1	2'26.263	42.761	35.074	30.134	38.294	121.5	7	2'16.634	33.048	34.823	30.055	38.708	135.0						
2	2'22.640	33.132	36.860	31.917	40.731	136.5	25th 19 David IZQUIERDO Cuna de Campeones SPA												
3	2'18.635	34.111	36.143	30.363	38.018	133.2	1	2'34.512	51.572	34.354	30.098	38.488	113.0						
4	2'15.479	32.852	34.786	29.949	37.892	135.7	2	2'17.057	33.496	34.212	29.828	39.521	133.8						
5	2'14.811	32.596	34.226	29.837	38.152	135.6	Fastest Lap: 1'55.586 27.360 29.644 26.069 32.513												
6	2'16.528	33.597	34.580	29.818	38.533	129.4	DORNA DATA PROCESSING TIMING SERVICE DORNA DATA PROCESSING TIMING SERVICE DORNA DATA PROCESSING TIMING SERVICE DORNA DATA PROCESSING TIMING SERVICE DORNA DATA PROCESSING TIMING SERVICE DORNA DATA PROCESSING TIMING SERVICE DORNA DATA PROCESSING TIMING SERVICE DORNA DATA PROCCESSS												
7	2'16.634	33.048	34.823	30.055	38.708	135.0													



4005 m.

GP MOTUL DE LA COMUNITAT VALENCIANA

Official Starting Grid

Race : 8 laps = 32.04 km

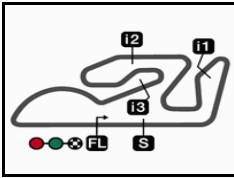


1	3 1'57.297 26 Daniel URRUTIA PreMoto4	2 1'54.857 87 Fau CAÑERO PreMoto4	1 1'54.222 29 Adrián CARRASCO PreMoto4
2	6 2'01.904 9 Chencho AMBER PreMoto4	5 1'59.250 33 Izan GUEVARA PreMoto4	4 1'58.310 12 Ricardo SORIANO PreMoto4
3	9 2'05.902 46 David SALVADOR MiniGP140	8 2'05.197 31 Adrián FERNANDEZ MiniGP140	7 2'05.016 96 Daniel HOLGADO MiniGP140
4	12 2'08.159 99 Adrián HUERTAS MiniGP140	11 2'07.884 89 Marcos URIARTE MiniGP140	10 2'06.752 77 Pablo HERRERO PreMoto4
5	15 2'08.636 69 Marcos RUDA MiniGP140	14 2'08.505 172 Oscar ALMONACIL MiniGP140	13 2'08.277 34 Pedro ACOSTA MiniGP140
6	18 2'08.822 15 Marcos GARCIA MiniGP140	17 2'08.740 72 Iván SIERRA MiniGP140	16 2'08.723 24 Fenton SEABRIGHT MiniGP140
7	21 2'09.393 54 Fermín ALDEGUER MiniGP140	20 2'09.266 83 Antonio CARPE MiniGP140	19 2'09.165 18 Angel HEREDIA MiniGP140
8	24 2'10.856 25 Luis m. VERDUGO MiniGP140	23 2'10.732 4 Raúl PEREZ MiniGP140	22 2'10.190 95 David POVEDA MiniGP140

The results are provisional until the end of the limit for protest and appeals and until the ratification of the Event Management Committee.

Time limit for protest expires 60' at the latest after publication of the results - Mr. Time:

DORNA DATA PROCESSING TIMING SERVICE DORNA DATA PROCESSING TIMING SERVICE DORNA DATA PROCESSING TIMING SERVICE DORNA DATA PROCESSING TIMING SERVICE DORNA DATA PROCESSING TIMING SERVICE DORNA DATA PROCESSING TIMING SERVICE DORNA DATA PROCESSING TIMING SERVICE DORNA DATA PROCESSING TIMING SERVICE DORNA DATA PROCESSES



4005 m.

GP MOTUL DE LA COMUNITAT VALENCIANA

Race Nr. 1

Lap Chart

Pos	1	2	3	4	5	6	7	8	9	10	11	12	13	14	15	16	17	18	19	20	21	22	23	24	25	26	27	28	29	30	31	32	33
Grid	29	87	26	12	33	9	96	31	46	77	89	99	34	172	69	24	72	15	18	83	54	95	4	25	8	3	44	19	2	82	52	122	93

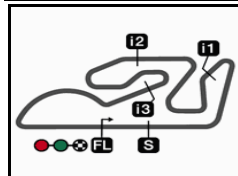


1	87	33	9	96	31	46	34	99	69	24	172	77	83	54	18	15	95	4	8	44	3	25	82	12	52	72	122	19	93								
2	87	33	9	96	46	31	99	69	172	24	77	12	15	18	54	83	95	4	8	34	3	44	25	82	52	19	122	93		72							
3	87	33	9	96	46	31	99	12	77	69	24	172	15	18	83	54	95	4	8	3	25	44	82	19	52	93	122	34									
4	87	33	9	12	96	46	31	99	77	172	15	24	69	54	83	18	4	8	95	3	25	82	44	19	52		93		122								
5	87	33	9	12	96	31	46	99	77	15	69	24	172	18	83	54	8	4	3	25	95	82	44	19	52		93		122								
6	87	33	9	12	96	31	46	99	77	69	24	172	15	18	83	8	54	4	3	25	95	82	44	52	19	93	122										
7	87	33	9	12	96	31	46	99	77	69	15	172	24	83	54	18	3	8	4	25	95	82	44	52	19	122	93										
8	87	33	12	9	96	31	46	99	77	15	69	172	24	83	18	54	8	4	3	25																	

L
a
p
s

Winner Lapped rider

DORNA DATA PROCESSING TIMING SERVICE DORNA DATA PROCESSING TIMING SERVICE DORNA DATA PROCESSING TIMING SERVICE DORNA DATA PROCESSING TIMING SERVICE DORNA DATA PROCESSING TIMING SERVICE DORNA DATA PROCESSING TIMING SERVICE DORNA DATA PROCESSING TIMING SERVICE DORNA DATA PROCESSING TIMING SERVICE DORNA DATA PROCCESSS



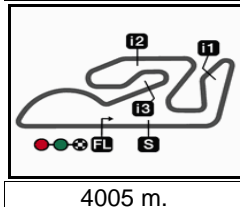
4005 m.


GP MOTUL DE LA COMUNITAT VALENCIANA

Race Nr. 1

Fastest Lap of Each Rider

	Rider	Nation	Team	Motorcycle	Time	Lap	Total	Gap
1	87 Fau CAÑERO	SPA	Cuna de Campeones	PREMOTO4	1'55.586	4	8	
2	12 Ricardo SORIANO	SPA	Cuna de Campeones	PREMOTO4	1'58.601	8	8	3.015 3.015
3	33 Izan GUEVARA	SPA	Cuna de Campeones	PREMOTO4	1'58.703	7	8	3.117 0.102
4	9 Chenchó AMBER	SPA	Cuna de Campeones	PREMOTO4	2'00.094	7	8	4.508 1.391
5	46 David SALVADOR	SPA	Cuna de Campeones	MINIGP140	2'04.995	7	8	9.409 4.901
6	31 Adrián FERNANDEZ	SPA	Cuna de Campeones	MINIGP140	2'05.454	7	8	9.868 0.459
7	77 Pablo HERRERO	SPA	Cuna de Campeones	PREMOTO4	2'05.459	7	8	9.873 0.005
8	96 Daniel HOLGADO	SPA	Cuna de Campeones	MINIGP140	2'05.460	3	8	9.874 0.001
9	99 Adrián HUERTAS	SPA	Cuna de Campeones	MINIGP140	2'05.616	5	8	10.030 0.156
10	15 Marcos GARCIA	SPA	Cuna de Campeones	MINIGP140	2'07.067	3	8	11.481 1.451
11	69 Marcos RUDA	SPA	Cuna de Campeones	MINIGP140	2'07.676	5	8	12.090 0.609
12	24 Fenton SEABRIGHT	SPA	Cuna de Campeones	MINIGP140	2'08.053	5	8	12.467 0.377
13	172 Oscar ALMONACIL	SPA	Cuna de Campeones	MINIGP140	2'08.447	8	8	12.861 0.394
14	83 Antonio CARPE	SPA	Cuna de Campeones	MINIGP140	2'08.878	3	8	13.292 0.431
15	3 Artem MARAEV	RUS	Cuna de Campeones	MINIGP140	2'09.095	6	8	13.509 0.217
16	4 Raúl PEREZ	SPA	Cuna de Campeones	MINIGP140	2'09.127	4	8	13.541 0.032
17	18 Angel HEREDIA	SPA	Cuna de Campeones	MINIGP140	2'09.321	3	8	13.735 0.194
18	8 Carlos GIMENEZ	SPA	Cuna de Campeones	MINIGP140	2'09.483	8	8	13.897 0.162
19	54 Fermín ALDEGUER	SPA	Cuna de Campeones	MINIGP140	2'09.574	8	8	13.988 0.091
20	95 David POVEDA	SPA	Cuna de Campeones	MINIGP140	2'09.815	3	7	14.229 0.241
21	25 Luis m. VERDUGO	SPA	Cuna de Campeones	MINIGP140	2'10.297	4	8	14.711 0.482
22	44 Nicolás HERNANDEZ	SPA	Cuna de Campeones	MINIGP140	2'11.295	2	7	15.709 0.998
23	82 Bryan AGUILAR	SPA	Cuna de Campeones	MINIGP140	2'12.395	2	7	16.809 1.100
24	52 Alejandro MUÑOZ	SPA	Cuna de Campeones	MINIGP140	2'14.811	5	7	19.225 2.416
25	19 David IZQUIERDO	SPA	Cuna de Campeones	MINIGP140	2'15.005	4	7	19.419 0.194
26	34 Pedro ACOSTA	SPA	Cuna de Campeones	MINIGP140	2'15.397	2	3	19.811 0.392
27	122 Mónica SANCHEZ	SPA	Cuna de Campeones	MINIGP140	2'21.514	7	7	25.928 6.117
28	93 Sergio BERNAL	AND	Cuna de Campeones	MINIGP140	2'23.549	7	7	27.963 2.035

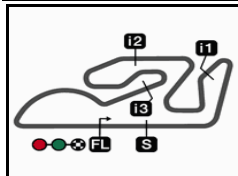
**GP MOTUL DE LA COMUNITAT VALENCIANA****Race Nr. 2****Classification after 8 laps = 32.04 km**

Pos		Rider	Nation	Team	Motorcycle	Total Time	Km/h	Gap
1	25	87 Fau CAÑERO	SPA	Cuna de Campeones	PREMOTO4	15'24.305	124.7	
2	20	29 Adrián CARRASCO	SPA	Cuna de Campeones	PREMOTO4	15'24.775	124.7	0.470
3	16	26 Daniel URRUTIA	SPA	Cuna de Campeones	PREMOTO4	15'41.871	122.4	17.566
4	13	33 Izan GUEVARA	SPA	Cuna de Campeones	PREMOTO4	15'42.034	122.4	17.729
5	11	9 Chencho AMBER	SPA	Cuna de Campeones	PREMOTO4	16'14.686	118.3	50.381
6	10	12 Ricardo SORIANO	SPA	Cuna de Campeones	PREMOTO4	16'45.063	114.7	1'20.758
7	9	96 Daniel HOLGADO	SPA	Cuna de Campeones	MINIGP140	16'59.520	113.1	1'35.215
8	8	31 Adrián FERNANDEZ	SPA	Cuna de Campeones	MINIGP140	16'59.582	113.1	1'35.277
9	7	34 Pedro ACOSTA	SPA	Cuna de Campeones	MINIGP140	16'59.813	113.1	1'35.508
10	6	46 David SALVADOR	SPA	Cuna de Campeones	MINIGP140	16'59.835	113.1	1'35.530
11	5	99 Adrián HUERTAS	SPA	Cuna de Campeones	MINIGP140	16'59.857	113.0	1'35.552
12	4	89 Marcos URIARTE	SPA	Cuna de Campeones	MINIGP140	17'11.316	111.8	1'47.011
13	3	15 Marcos GARCIA	SPA	Cuna de Campeones	MINIGP140	17'18.878	111.0	1'54.573
14	2	77 Pablo HERRERO	SPA	Cuna de Campeones	PREMOTO4	17'20.350	110.8	1'56.045
15	1	172 Oscar ALMONACIL	SPA	Cuna de Campeones	MINIGP140	17'25.116	110.3	2'00.811
16		24 Fenton SEABRIGHT	SPA	Cuna de Campeones	MINIGP140	17'25.186	110.3	2'00.881
17		54 Fermín ALDEGUER	SPA	Cuna de Campeones	MINIGP140	17'25.225	110.3	2'00.920
18		18 Angel HEREDIA	SPA	Cuna de Campeones	MINIGP140	17'25.480	110.3	2'01.175
19		83 Antonio CARPE	SPA	Cuna de Campeones	MINIGP140	17'25.542	110.3	2'01.237
20		8 Carlos GIMENEZ	SPA	Cuna de Campeones	MINIGP140	17'25.748	110.2	2'01.443
21		4 Raúl PEREZ	SPA	Cuna de Campeones	MINIGP140	17'25.766	110.2	2'01.461
22		72 Iván SIERRA	SPA	Cuna de Campeones	MINIGP140	17'26.216	110.2	2'01.911
23		25 Luis m. VERDUGO	SPA	Cuna de Campeones	MINIGP140	17'26.264	110.2	2'01.959
24		95 David POVEDA	SPA	Cuna de Campeones	MINIGP140	17'37.209	109.1	2'12.904
25		44 Nicolás HERNANDEZ	SPA	Cuna de Campeones	MINIGP140	15'42.119	107.1	1 lap
26		19 David IZQUIERDO	SPA	Cuna de Campeones	MINIGP140	15'57.580	105.3	1 lap
27		52 Alejandro MUÑOZ	SPA	Cuna de Campeones	MINIGP140	16'04.657	104.6	1 lap
28		122 Mónica SANCHEZ	SPA	Cuna de Campeones	MINIGP140	16'49.582	99.9	1 lap
29		93 Sergio BERNAL	AND	Cuna de Campeones	MINIGP140	16'50.063	99.9	1 lap
Not classified								
		3 Artem MARAEV	RUS	Cuna de Campeones	MINIGP140	11'37.886	103.2	3 laps
		69 Marcos RUDA	SPA	Cuna de Campeones	MINIGP140	2'29.473	96.4	7 laps
Not started								
		2 Ondrej VOSTATEK	CZE	Cuna de Campeones	MINIGP140			
		82 Bryan AGUILAR	SPA	Cuna de Campeones	MINIGP140			

The results are provisional until the end of the limit for protest and appeals.

Time limit for protest expires 30' after publication of the results - Mr. Time:

DORNA DATA PROCESSING TIMING SERVICE DORNA DATA PROCESSING TIMING SERVICE DORNA DATA PROCESSING TIMING SERVICE DORNA DATA PROCESSING TIMING SERVICE DORNA DATA PROCESSING TIMING SERVICE DORNA DATA
PROCESSING TIMING SERVICE DORNA DATA PROCESSING TIMING SERVICE DORNA DATA PROCESSING TIMING SERVICE DORNA DATA PROCCEESS




4005 m.

GP MOTUL DE LA COMUNITAT VALENCIANA

Race Nr. 2

Classification after 8 laps = 32.04 km

Pos	 Rider	Nation Team	Motorcycle	Total Time	Km/h	Gap
-----	---	-------------	------------	------------	------	-----

Race condition: Dry

Air: 24°
 Humidity: 55%
 Ground: 26°

Pole Position:

Fastest Lap (New record):

Circuit Record Lap:

Circuit Best Lap:

Lap 8	Fau CAÑERO	1'54.206	126.2 Km/h
2015	Fau CAÑERO	1'55.586	124.7 Km/h
2015	Fau CAÑERO	1'54.206	126.2 Km/h

16:45'00

16:56'00

16:59'52 Bryan AGUILAR
 16:59'52 Ondrej VOSTATEK

16:59'52

17:02'21 Marcos RUDA
 17:09'37 Ricardo SORIANO
 17:09'52 Ricardo SORIANO
 17:11'31 Artem MARAEV
 17:12'04 Artem MARAEV

SIGHTING LAP START

WARM UP LAP START

did not start
 did not start

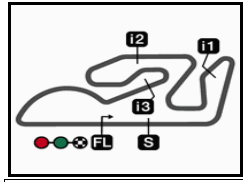
RACE START

entered pits
 crashed out - Rider OK
 re-joined race
 entered pits
 re-joined race

The results are provisional until the end of the limit for protest and appeals.

Time limit for protest expires 30' after publication of the results - Mr. Time:

DORNA DATA PROCESSING TIMING SERVICE DORNA DATA PROCESSING TIMING SERVICE DORNA DATA PROCESSING TIMING SERVICE DORNA DATA PROCESSING TIMING SERVICE DORNA DATA PROCESSING TIMING SERVICE DORNA DATA PROCESSING TIMING SERVICE DORNA DATA PROCESSING TIMING SERVICE DORNA DATA PROCESSING TIMING SERVICE DORNA DATA PROCESSING TIMING SERVICE DORNA DATA PROCESSING TIMING SERVICE DORNA DATA PROCCEESSS



4005 m.

GP MOTUL DE LA COMUNITAT VALENCIANA

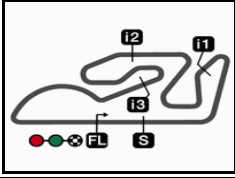
Race Nr. 2

Top Speed & Average

Cuna



Rider	Nation	Motorcycle	Top 5 speeds					Average	Top
26 Daniel URRUTIA	SPA	PREMOTO4	168.6	168.5	168.5	167.4	165.6	167.7	168.6
29 Adrián CARRASCO	SPA	PREMOTO4	167.7	167.5	164.7	164.0	163.1	165.4	167.7
33 Izan GUEVARA	SPA	PREMOTO4	167.5	165.9	165.1	164.4	164.1	165.4	167.5
87 Fau CAÑERO	SPA	PREMOTO4	165.8	165.0	164.7	164.6	164.3	164.8	165.8
12 Ricardo SORIANO	SPA	PREMOTO4	162.3	161.8	160.7	160.3	158.5	160.7	162.3
9 Chenco AMBER	SPA	PREMOTO4	161.1	160.7	160.5	160.3	160.1	160.5	161.1
77 Pablo HERRERO	SPA	PREMOTO4	154.1	152.9	151.5	151.5	151.1	152.2	154.1
99 Adrián HUERTAS	SPA	MINIGP140	146.4	144.1	143.7	142.2	141.2	143.5	146.4
72 Iván SIERRA	SPA	MINIGP140	146.1	144.0	143.5	142.7	142.5	143.8	146.1
31 Adrián FERNANDEZ	SPA	MINIGP140	146.0	143.5	142.6	142.1	141.9	143.2	146.0
25 Luis m. VERDUGO	SPA	MINIGP140	145.7	144.2	143.6	143.4	142.8	143.9	145.7
89 Marcos URIARTE	SPA	MINIGP140	145.6	142.3	140.4	139.5	139.1	141.4	145.6
3 Artem MARAEV	RUS	MINIGP140	145.5	145.3	144.5	129.7	122.3	137.5	145.5
34 Pedro ACOSTA	SPA	MINIGP140	144.5	142.7	141.8	141.5	140.6	142.2	144.5
96 Daniel HOLGADO	SPA	MINIGP140	144.0	142.0	141.7	141.6	141.3	142.1	144.0
15 Marcos GARCIA	SPA	MINIGP140	143.8	140.1	138.8	138.2	138.2	139.8	143.8
4 Raúl PEREZ	SPA	MINIGP140	143.7	142.0	141.7	140.6	140.2	141.6	143.7
18 Angel HEREDIA	SPA	MINIGP140	142.9	142.1	140.0	139.4	139.3	140.7	142.9
24 Fenton SEABRIGHT	SPA	MINIGP140	142.4	139.9	139.3	139.2	137.9	139.7	142.4
8 Carlos GIMENEZ	SPA	MINIGP140	142.2	141.0	140.7	139.9	138.2	140.4	142.2
46 David SALVADOR	SPA	MINIGP140	141.6	141.0	139.6	138.7	138.6	139.9	141.6
95 David POVEDA	SPA	MINIGP140	141.0	140.9	140.8	139.3	137.0	139.8	141.0
83 Antonio CARPE	SPA	MINIGP140	140.6	140.3	140.1	139.6	138.8	139.9	140.6
172 Oscar ALMONACIL	SPA	MINIGP140	140.1	139.4	138.3	138.1	138.1	138.8	140.1
54 Fermín ALDEGUER	SPA	MINIGP140	139.8	138.3	136.5	136.1	134.3	137.0	139.8
44 Nicolás HERNANDEZ	SPA	MINIGP140	139.1	131.6	126.0	126.0	124.1	129.4	139.1
52 Alejandro MUÑOZ	SPA	MINIGP140	136.3	134.9	134.6	134.1	133.3	134.4	136.3
122 Mónica SANCHEZ	SPA	MINIGP140	134.6	134.0	134.0	133.4	130.7	133.3	134.6
93 Sergio BERNAL	AND	MINIGP140	134.3	134.0	133.7	130.8	130.4	132.6	134.3
19 David IZQUIERDO	SPA	MINIGP140	134.0	133.2	133.0	132.2	132.0	132.9	134.0
69 Marcos RUDA	SPA	MINIGP140	122.1					122.1	122.1




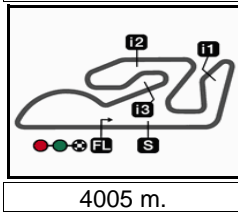
4005 m.

GP MOTUL DE LA COMUNITAT VALENCIANA

Race Nr. 2

Fastest Laps Sequence

<i>Lap</i>	<i>Race Time</i>	 <i>Rider</i>	<i>Nation</i>	<i>Motorcycle</i>	<i>Time</i>	<i>Km/h</i>	<i>Riders's Lap</i>
2	3'57.065	29 Adrián CARRASCO	SPA	PREMOTO4	1'55.628	124.6	2
2	3'57.072	87 Fau CAÑERO	SPA	PREMOTO4	1'55.542	124.7	2
3	5'51.788	87 Fau CAÑERO	SPA	PREMOTO4	1'54.716	125.6	3
4	7'46.317	87 Fau CAÑERO	SPA	PREMOTO4	1'54.529	125.8	4
4	7'46.403	29 Adrián CARRASCO	SPA	PREMOTO4	1'54.427	126.0	4
6	11'35.258	87 Fau CAÑERO	SPA	PREMOTO4	1'54.340	126.0	6
8	15'24.305	87 Fau CAÑERO	SPA	PREMOTO4	1'54.206	126.2	8



GP MOTUL DE LA COMUNITAT VALENCIANA

Race Nr. 2

Chronological Analysis of Performances

* Lap / Sector time cancelled

T1 Time from finish line to 1st intermed.

T3 Time from 2nd intermed. to 3rd intermed.

P Crossing the finish line in pit lane

T2 Time from 1st intermed. to 2nd intermed.

T4 Time from 3rd intermediate to finish line

Lap	Lap Time	T1	T2	T3	T4	Speed	Lap	Lap Time	T1	T2	T3	T4	Speed
1st 87 Fau CAÑERO Cuna de Campeones SPA							1 2'13.344 39.089 32.912 27.432 33.911 108.7						
2 2'00.154 28.629 30.820 26.947 33.758 160.5							2 2'00.154 28.629 30.820 26.947 33.758 160.5						
3 2'00.435 28.625 30.810 26.895 34.105 160.7							3 2'00.435 28.625 30.810 26.895 34.105 160.7						
4 1'59.684 28.743 30.511 26.998 33.432 157.7							4 1'59.684 28.743 30.511 26.998 33.432 157.7						
5 1'59.783 28.462 30.890 27.006 33.425 160.1							5 1'59.783 28.462 30.890 27.006 33.425 160.1						
6 2'00.719 29.067 30.797 26.965 33.890 158.1							6 2'00.719 29.067 30.797 26.965 33.890 158.1						
7 2'00.480 28.613 31.346 26.955 33.566 161.1							7 2'00.480 28.613 31.346 26.955 33.566 161.1						
8 2'00.087 28.656 30.760 26.979 33.692 160.3							8 2'00.087 28.656 30.760 26.979 33.692 160.3						
2nd 29 Adrián CARRASCO Cuna de Campeones SPA							1 2'05.679 34.925 30.695 26.937 33.122 129.6						
2 1'58.225 28.122 30.283 26.691 33.129 162.3							2 1'58.225 28.122 30.283 26.691 33.129 162.3						
3 1'58.810 28.356 30.353 26.781 33.320 161.8							3 1'58.810 28.356 30.353 26.781 33.320 161.8						
4 1'58.315 28.192 30.114 26.604 33.405 160.7							4 1'58.315 28.192 30.114 26.604 33.405 160.7						
5 2'39.156 28.138 30.695 1'03.389 36.934 160.3							5 2'39.156 28.138 30.695 1'03.389 36.934 160.3						
6 2'01.937 29.102 30.918 27.486 34.431 156.7							6 2'01.937 29.102 30.918 27.486 34.431 156.7						
7 2'01.573 28.814 31.146 27.172 34.441 157.6							7 2'01.573 28.814 31.146 27.172 34.441 157.6						
8 2'01.368 28.474 30.835 27.214 34.845 158.5							8 2'01.368 28.474 30.835 27.214 34.845 158.5						
3rd 26 Daniel URRUTIA Cuna de Campeones SPA							1 2'14.326 37.580 32.281 28.603 35.862 117.2						
2 2'06.442 30.311 32.195 28.314 35.622 144.0							2 2'06.442 30.311 32.195 28.314 35.622 144.0						
3 2'06.451 30.620 31.909 28.280 35.642 141.6							3 2'06.451 30.620 31.909 28.280 35.642 141.6						
4 2'06.806 30.897 32.033 28.281 35.595 141.1							4 2'06.806 30.897 32.033 28.281 35.595 141.1						
5 2'07.044 30.626 31.968 28.581 35.869 141.1							5 2'07.044 30.626 31.968 28.581 35.869 141.1						
6 2'06.115 30.365 31.941 28.167 35.642 141.3							6 2'06.115 30.365 31.941 28.167 35.642 141.3						
7 2'06.156 30.416 32.028 28.214 35.498 141.7							7 2'06.156 30.416 32.028 28.214 35.498 141.7						
8 2'06.180 30.266 31.975 28.358 35.581 142.0							8 2'06.180 30.266 31.975 28.358 35.581 142.0						
4th 33 Izan GUEVARA Cuna de Campeones SPA							1 2'14.383 37.398 32.635 28.512 35.838 116.2						
2 2'06.513 30.478 32.041 28.333 35.661 146.0							2 2'06.513 30.478 32.041 28.333 35.661 146.0						
3 2'06.380 30.348 32.167 28.270 35.595 143.5							3 2'06.380 30.348 32.167 28.270 35.595 143.5						
4 2'06.826 30.746 32.182 28.333 35.565 142.6							4 2'06.826 30.746 32.182 28.333 35.565 142.6						
5 2'06.917 30.413 32.141 28.494 35.869 141.5							5 2'06.917 30.413 32.141 28.494 35.869 141.5						
6 2'06.213 30.491 31.970 28.173 35.579 142.1							6 2'06.213 30.491 31.970 28.173 35.579 142.1						
7 2'06.162 30.441 32.140 28.116 35.465 140.5							7 2'06.162 30.441 32.140 28.116 35.465 140.5						
8 2'06.188 30.273 32.102 28.125 35.688 141.9							8 2'06.188 30.273 32.102 28.125 35.688 141.9						
5th 9 Chencho AMBER Cuna de Campeones SPA							1 2'14.911 37.207 32.486 29.288 35.930 119.4						
2 2'06.077 30.658 31.930 28.171 35.318 144.5							2 2'06.077 30.658 31.930 28.171 35.318 144.5						
3 2'06.699 30.797 32.100 28.080 35.722 141.5							3 2'06.699 30.797 32.100 28.080 35.722 141.5						

Fastest Lap: 1'54.206 26.911 29.606 25.697 31.992

DORNA DATA PROCESSING TIMING SERVICE DORNA DATA PROCESSING TIMING SERVICE DORNA DATA PROCESSING TIMING SERVICE DORNA DATA PROCESSING TIMING SERVICE DORNA DATA PROCESSING TIMING SERVICE DORNA DATA PROCESSING TIMING SERVICE DORNA DATA PROCESSING TIMING SERVICE DORNA DATA PROCESSING TIMING SERVICE DORNA DATA PROCESSING TIMING SERVICE DORNA DATA PROCCESSIONS

Race Nr. 2

Cuna

Lap	Lap Time	T1	T2	T3	T4	Speed	Lap	Lap Time	T1	T2	T3	T4	Speed
4	2'06.542	30.626	32.259	28.225	35.432	140.6	6	2'08.025	30.606	32.560	28.778	36.081	152.9
5	2'06.956	30.748	31.946	28.682	35.580	141.8	7	2'08.849	31.373	32.847	28.723	35.906	149.1
6	2'06.075	30.533	32.366	27.882	35.294	142.7	8	2'07.634	30.690	32.445	28.803	35.696	149.3
7	2'06.232	30.756	31.969	28.143	35.364	139.2							
8	2'06.321	30.222	32.180	28.243	35.676	140.0							

15th 172 Oscar ALMONACIL Cuna de Campeones SPA

10th 46 David SALVADOR Cuna de Campeones SPA

1	2'14.900	37.924	32.502	28.498	35.976	117.4
2	2'06.160	30.551	32.007	28.105	35.497	141.0
3	2'06.278	30.637	31.856	28.298	35.487	141.6
4	2'07.097	30.952	32.198	28.265	35.682	136.7
5	2'06.722	30.417	31.983	28.672	35.650	138.6
6	2'06.479	30.834	32.362	28.142	35.141	138.7
7	2'06.118	30.567	32.085	28.254	35.212	138.4
8	2'06.081	30.337	31.949	28.331	35.464	139.6

1	2'18.672	38.722	34.236	29.118	36.596	120.6
2	2'10.452	31.638	32.720	29.138	36.956	139.4
3	2'09.393	31.318	32.829	28.686	36.560	138.3
4	2'10.600	31.919	33.356	28.768	36.557	138.1
5	2'08.502	30.886	32.697	28.476	36.443	140.1
6	2'08.927	31.189	32.861	28.580	36.297	135.3
7	2'09.287	31.229	33.077	28.667	36.314	138.1
8	2'09.283	31.549	32.736	28.716	36.282	136.5

16th 24 Fenton SEABRIGHT Cuna de Campeones SPA

11th 99 Adrián HUERTAS Cuna de Campeones SPA

1	2'15.504	38.148	32.488	28.598	36.270	118.8
2	2'05.894	30.194	31.996	28.269	35.435	146.4
3	2'06.480	30.528	32.145	28.208	35.599	143.7
4	2'06.619	30.505	32.378	28.180	35.556	141.2
5	2'06.772	30.460	32.113	28.676	35.523	144.1
6	2'06.356	30.686	32.089	28.183	35.398	140.1
7	2'06.205	30.320	32.054	28.325	35.506	142.2
8	2'06.027	30.102	32.069	28.222	35.634	140.6

1	2'19.088	39.824	33.520	29.261	36.483	117.8
2	2'09.950	30.850	32.835	29.184	37.081	142.4
3	2'10.849	32.042	33.463	28.783	36.561	134.2
4	2'09.303	30.706	32.841	29.126	36.630	139.2
5	2'08.395	30.781	32.367	29.093	36.154	139.3
6	2'09.440	31.776	32.658	28.691	36.315	135.4
7	2'08.880	31.278	32.772	28.579	36.251	139.9
8	2'09.281	31.710	32.585	28.912	36.074	137.9

17th 54 Fermín ALDEGUER Cuna de Campeones SPA

12th 89 Marcos URIARTE Cuna de Campeones SPA

1	2'15.395	37.733	32.584	28.858	36.220	119.0
2	2'07.286	30.449	32.675	28.430	35.732	145.6
3	2'07.172	30.425	32.434	28.446	35.867	142.3
4	2'07.915	30.640	32.599	28.608	36.068	140.4
5	2'08.313	30.765	32.639	28.660	36.249	139.1
6	2'08.128	30.734	32.683	28.547	36.164	138.9
7	2'08.571	30.868	32.751	28.653	36.299	138.6
8	2'08.536	30.762	32.779	28.699	36.296	139.5

1	2'18.726	39.902	33.311	29.231	36.282	122.4
2	2'10.295	31.427	32.709	28.902	37.257	139.8
3	2'10.499	31.848	33.564	28.689	36.398	133.3
4	2'09.056	31.214	32.987	28.481	36.374	138.3
5	2'09.124	31.298	32.384	28.715	36.727	132.4
6	2'08.885	31.187	32.822	28.714	36.162	134.3
7	2'09.292	31.158	33.145	28.525	36.464	136.1
8	2'09.348	31.623	32.730	28.722	36.273	136.5

18th 18 Angel HEREDIA Cuna de Campeones SPA

13th 15 Marcos GARCIA Cuna de Campeones SPA

1	2'19.616	40.130	33.187	29.292	37.007	120.9
2	2'09.608	31.292	32.975	28.469	36.872	143.8
3	2'09.195	31.075	32.943	28.672	36.505	138.8
4	2'09.627	31.869	32.949	28.480	36.329	137.7
5	2'07.711	30.758	32.525	28.220	36.208	138.1
6	2'08.437	31.093	32.604	28.528	36.212	138.2
7	2'07.446	30.679	32.547	28.294	35.926	140.1
8	2'07.238	30.673	32.377	28.102	36.086	138.2

1	2'19.716	40.496	33.678	29.037	36.505	121.6
2	2'09.505	30.899	32.880	29.171	36.555	142.9
3	2'09.571	31.531	32.603	28.916	36.521	138.7
4	2'10.435	31.714	33.402	28.814	36.505	139.3
5	2'08.980	31.050	32.506	28.719	36.705	139.4
6	2'08.802	30.771	32.945	29.094	35.992	140.0
7	2'09.723	31.431	33.217	28.750	36.325	142.1
8	2'08.748	30.991	32.581	28.910	36.266	139.0

19th 83 Antonio CARPE Cuna de Campeones SPA

14th 77 Pablo HERRERO Cuna de Campeones SPA

1	2'17.776	38.272	33.899	29.502	36.103	126.8
2	2'11.518	31.172	33.455	30.634	36.257	154.1
3	2'09.719	31.093	33.522	29.141	35.963	151.5
4	2'08.695	30.876	32.799	28.844	36.176	151.5
5	2'08.134	30.652	32.476	29.273	35.733	151.1

1	2'19.654	38.979	34.123	29.593	36.959	121.3
2	2'10.524	31.197	32.783	30.127	36.417	140.6
3	2'09.921	31.049	33.608	28.867	36.397	138.8
4	2'09.222	30.786	33.297	28.868	36.271	140.1
5	2'08.442	31.119	32.481	28.769	36.073	139.6
6	2'08.870	31.563	32.479	28.753	36.075	134.9
7	2'10.140	31.224	33.134	29.294	36.488	136.0

Fastest Lap:		1'54.206	26.911	29.606	25.697	31.992							
---------------------	--	----------	--------	--------	--------	--------	--	--	--	--	--	--	--

DORNA DATA PROCESSING TIMING SERVICE DORNA DATA PROCESSING TIMING SERVICE DORNA DATA PROCESSING TIMING SERVICE DORNA DATA PROCESSING TIMING SERVICE DORNA DATA PROCESSING TIMING SERVICE DORNA DATA PROCESSING TIMING SERVICE DORNA DATA PROCESSING TIMING SERVICE DORNA DATA PROCESSING TIMING SERVICE DORNA DATA PROCESSES

Race Nr. 2

Cuna

Lap	Lap Time	T1	T2	T3	T4	Speed	Lap	Lap Time	T1	T2	T3	T4	Speed
8	2'08.769	31.067	32.771	28.849	36.082	140.3	25th	44	Nicolás HERNANDE	Cuna de Campeones	SPA		
20th	8	Carlos GIMENEZ	Cuna de Campeones	SPA									
1	2'20.305	40.760	33.778	29.082	36.685	123.8	1	2'23.464	41.652	34.059	30.406	37.347	121.4
2	2'09.676	31.228	32.467	29.066	36.915	140.7	2	2'11.685	32.048	33.445	29.072	37.120	139.1
3	2'10.121	31.466	33.199	28.721	36.735	138.2	3	2'11.048	32.025	33.153	28.794	37.076	131.6
4	2'09.740	31.456	32.842	28.991	36.451	139.9	4	2'14.250	32.545	33.612	29.649	38.444	126.0
5	2'08.942	31.161	32.928	28.464	36.389	141.0	5	2'14.017	33.098	33.704	29.354	37.861	126.0
6	2'08.557	31.373	32.778	28.450	35.956	137.1	6	2'13.017	33.080	33.376	29.031	37.530	124.1
7	2'08.581	31.480	32.623	28.578	35.900	142.2	7	2'14.638	34.076	33.380	29.253	37.929	119.5
8	2'09.826	31.910	32.941	28.761	36.214	132.2	26th	19	David IZQUIERDO	Cuna de Campeones	SPA		
21st	4	Raúl PEREZ	Cuna de Campeones	SPA									
1	2'20.684	40.373	34.483	28.969	36.859	120.1	1	2'27.925	42.506	34.298	29.647	41.474	121.1
2	2'09.416	31.200	32.986	28.589	36.641	141.7	2	2'14.818	32.653	34.077	29.683	38.405	133.2
3	2'10.474	30.827	33.851	28.798	36.998	142.0	3	2'16.568	33.442	34.145	30.178	38.803	134.0
4	2'09.048	30.691	33.109	28.524	36.724	143.7	4	2'14.700	32.818	33.977	30.119	37.786	132.2
5	2'08.665	31.135	32.445	28.646	36.439	140.6	5	2'14.143	32.619	33.875	29.806	37.843	133.0
6	2'08.730	31.243	32.968	28.296	36.223	140.2	6	2'15.189	32.721	35.043	29.468	37.957	132.0
7	2'09.744	31.540	32.632	28.702	36.870	136.8	7	2'14.237	32.836	33.971	29.542	37.888	130.9
8	2'09.005	31.191	32.979	28.826	36.009	137.6	27th	52	Alejandro MUÑOZ	Cuna de Campeones	SPA		
22nd	72	Iván SIERRA	Cuna de Campeones	SPA									
1	2'19.895	40.279	33.312	29.159	37.145	120.2	1	2'25.581	42.191	35.178	30.082	38.130	124.3
2	2'10.764	31.722	33.074	28.599	37.369	142.3	2	2'17.116	32.781	35.133	30.654	38.548	136.3
3	2'10.126	31.144	33.449	28.831	36.702	142.7	3	2'18.492	33.155	34.274	30.224	40.839	134.6
4	2'09.476	31.232	33.145	28.445	36.654	146.1	4	2'15.373	33.081	34.151	29.895	38.246	133.3
5	2'08.734	31.024	33.058	28.452	36.200	142.5	5	2'15.940	33.012	34.239	30.109	38.580	134.1
6	2'08.687	30.974	33.078	28.628	36.007	144.0	6	2'16.148	33.257	34.495	29.910	38.486	133.3
7	2'09.337	31.357	33.171	28.761	36.048	143.5	7	2'16.007	32.848	34.406	30.221	38.532	134.9
8	2'09.197	31.249	33.148	28.553	36.247	140.2	28th	122	Mónica SANCHEZ	Cuna de Campeones	SPA		
23rd	25	Luis m. VERDUGO	Cuna de Campeones	SPA									
1	2'20.752	41.269	34.052	29.026	36.405	122.7	1	2'32.583	42.865	37.181	32.192	40.345	126.6
2	2'10.024	31.415	32.945	29.119	36.545	144.2	2	2'24.271	34.439	36.696	31.923	41.213	134.6
3	2'09.595	30.857	33.289	29.018	36.431	145.7	3	2'21.986	34.429	36.216	31.242	40.099	133.4
4	2'09.534	31.624	32.732	28.595	36.583	143.4	4	2'22.340	34.183	36.181	31.225	40.751	134.0
5	2'08.975	30.954	32.956	28.550	36.515	142.8	5	2'24.980	34.043	38.367	31.602	40.968	134.0
6	2'08.369	30.875	32.951	28.566	35.977	143.6	6	2'21.852	34.503	36.340	31.238	39.771	130.2
7	2'10.230	31.446	33.217	29.195	36.372	140.1	7	2'21.570	34.462	35.882	31.310	39.916	130.7
8	2'08.785	30.870	32.718	28.931	36.266	142.6	29th	93	Sergio BERNAL	Cuna de Campeones	AND		
24th	95	David POVEDA	Cuna de Campeones	SPA									
1	2'20.750	40.596	33.884	29.024	37.246	118.3	1	2'33.195			32.275	40.373	122.4
2	2'11.007	31.850	33.636	28.846	36.675	140.9	2	2'23.650	34.580	36.299	31.982	40.789	130.4
3	2'09.547	31.346	33.015	28.637	36.549	139.3	3	2'21.302	34.202	35.896	31.294	39.910	134.3
4	2'09.736	31.183	33.355	28.660	36.538	141.0	4	2'22.057	34.417	35.925	31.648	40.067	129.9
5	2'09.809	31.010	33.165	28.818	36.816	140.8	5	2'25.986	34.554	38.648	31.644	41.140	130.8
6	2'11.096	31.579	33.326	29.012	37.179	137.0	6	2'21.886	34.091	36.405	31.110	40.280	134.0
7	2'12.294	31.932	33.898	29.254	37.210	133.4	7	2'21.987	33.788	36.621	31.932	39.646	133.7
8	2'12.970	32.216	33.629	29.384	37.741	132.4	30th	3	Artem MARAEV	Cuna de Campeones	RUS		
							1	2'20.921	41.012	33.851	29.249	36.809	122.3
							2	2'09.986	31.661	33.011	28.547	36.767	145.3
							3	2'10.222	31.032	33.462	29.005	36.723	145.5
							4	2'09.500	31.139	33.217	28.591	36.553	144.5

Fastest Lap:

1'54.206

26.911

29.606

25.697

31.992

DORNA DATA PROCESSING TIMING SERVICE DORNA DATA PROCESSING TIMING SERVICE DORNA DATA PROCESSING TIMING SERVICE DORNA DATA PROCESSING TIMING SERVICE DORNA DATA PROCESSING TIMING SERVICE DORNA DATA PROCESSING TIMING SERVICE DORNA DATA PROCESSING TIMING SERVICE DORNA DATA PROCESSES

Race Nr. 2**Cuna**

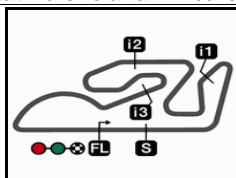
Lap	Lap Time		T1	T2	T3	T4	Speed	Lap	Lap Time	T1	T2	T3	T4	Speed
5	2'47.257	P	1'01.012	33.975	29.450	42.820	129.7							

31st **69** Marcos RUDA Cuna de Campeones SPA

1	2'29.473	P	38.618	34.339	29.415	47.101	122.1							
---	----------	---	--------	--------	--------	--------	-------	--	--	--	--	--	--	--

Fastest Lap:**1'54.206** 26.911 29.606 25.697 31.992

DORNA DATA PROCESSING TIMING SERVICE DORNA DATA PROCESSING TIMING SERVICE DORNA DATA PROCESSING TIMING SERVICE DORNA DATA PROCESSING TIMING SERVICE DORNA DATA PROCESSING TIMING SERVICE DORNA DATA PROCESSING TIMING SERVICE DORNA DATA PROCESSING TIMING SERVICE DORNA DATA PROCESSING TIMING SERVICE DORNA DATA PROCESSING TIMING SERVICE DORNA DATA PROCESSING TIMING SERVICE DORNA DATA PROCESSING TIMING SERVICE DORNA DATA PROCCEESSS



4005 m.

GP MOTUL DE LA COMUNITAT VALENCIANA Official Starting Grid

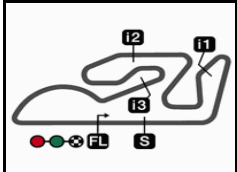
Race : 8 laps = 32.04 km

9	27 2'12.027 44 Nicolás HERNANDEZ MiniGP140	26 2'11.336 3 Artem MARAEV MiniGP140	25 2'10.869 8 Carlos GIMENEZ MiniGP140
10	30 2'14.713 82 Bryan AGUILAR MiniGP140	29 2'14.240 2 Ondrej VOSTATEK MiniGP140	28 2'13.187 19 David IZQUIERDO MiniGP140
11	33 2'25.425 93 Sergio BERNAL MiniGP140	32 2'23.585 122 Mónica SANCHEZ MiniGP140	31 2'14.858 52 Alejandro MUÑOZ MiniGP140

The results are provisional until the end of the limit for protest and appeals and until the ratification of the Event Management Committee.

Time limit for protest expires 60' at the latest after publication of the results - Mr. Time:

DORNA DATA PROCESSING TIMING SERVICE DORNA DATA PROCESSING TIMING SERVICE DORNA DATA PROCESSING TIMING SERVICE DORNA DATA PROCESSING TIMING SERVICE DORNA DATA PROCESSING TIMING SERVICE DORNA DATA PROCESSING TIMING SERVICE DORNA DATA PROCESSING TIMING SERVICE DORNA DATA PROCCCESSS



4005 m.

GP MOTUL DE LA COMUNITAT VALENCIANA

Race Nr. 2

Lap Chart

Pos	1	2	3	4	5	6	7	8	9	10	11	12	13	14	15	16	17	18	19	20	21	22	23	24	25	26	27	28	29	30	31	32	33
Grid	29	87	26	12	33	9	96	31	46	77	89	99	34	172	69	24	72	15	18	83	54	95	4	25	8	3	44	19	2	82	52	122	93

1	29	87	26	33	12	9	96	31	46	34	89	99	77	172	54	24	15	83	18	72	8	4	95	25	3	44	52	19	69	122	93	
2	29	87	26	33	12	9	96	31	34	46	99	89	54	24	172	18	15	77	8	4	83	72	25	3	95	44	52	19	93	122		
3	87	29	33	26	12	9	96	31	46	34	99	89	15	172	18	77	54	24	83	8	25	4	72	3	95	44	19	52	93	122		
4	87	29	33	26	12	9	96	31	34	46	99	89	77	15	54	172	24	18	83	4	8	25	72	3	95	44	19	52	93	122		
5	87	29	33	26	9	12	31	96	46	34	99	89	15	77	24	172	54	83	18	4	8	25	72	95	44	19	52	3	122	93		
6	87	29	33	26	9	12	96	31	34	99	46	89	77	15	172	54	83	18	4	24	25	8	72	95	44	19	52	122	93			
7	29	87	26	33	9	12	96	31	34	46	99	89	15	77	172	54	24	8	18	4	83	72	25	95	44	19	52	122	93			
8	87	29	26	33	9	12	96	31	34	46	99	89	15	77	172	24	54	18	83	8	4	72	25	95								

L
a
p
s

Winner Lapped rider

DORNA DATA PROCESSING TIMING SERVICE DORNA DATA PROCESSING TIMING SERVICE DORNA DATA PROCESSING TIMING SERVICE DORNA DATA PROCESSING TIMING SERVICE DORNA DATA PROCESSING TIMING SERVICE DORNA DATA PROCESSING TIMING SERVICE DORNA DATA PROCESSING TIMING SERVICE DORNA DATA PROCCESSS

