

NASCAR GP SPAIN-ROUNDS 1 & 2

MAY 14-15 16, 2021

Laps: 18

Circuit Ricardo Tormo

Length: 4005 metros

Results

RACE 1

EN PRO

Pos.	N.	Driver	Team	Car	Nat.	Laps	Time	Best Lap	iL	Gap	Interval	Speed	Cat.
1	7	Hezemans Loris	Hendriks M.Sport	Ford Mustang	NLD	18	31:20,474	01:41,774	2			138,04	
2	22	Rocca Nicolo	DF1 Racing	Chev. Camaro	ITA	18	31:26,289	01:42,817	3	00:05,815	00:05,815	137,61	
3	54	Ercoli Gianmarco	CAAL Racing	Chev. Camaro	ITA	18	31:27,188	01:42,129	3	00:06,714	00:00,899	137,53	JU
4	1	Ferrando Thomas	Acad. M./A. Caffi M.	Ford Mustang	FRA	18	31:28,570	01:43,726	3	00:08,096	00:01,382	137,46	JU
5	88	Day Alon	CAAL Racing	Chev. Camaro	ISR	18	31:30,730	01:42,003	2	00:10,256	00:02,160	137,31	
6	50	Ghirelli Vittorio	Hendriks M.Sport	Ford Mustang	ITA	18	31:34,107	01:43,271	3	00:13,633	00:03,377	137,02	
7	5	Villeneuve Jacques	Acad. M./A. Caffi M.	EuroNASCAR FJ	CAN	18	31:35,133	01:43,795	3	00:14,659	00:01,026	136,95	
8	64	Lasserre Lucas	Speedhouse	Chev. Camaro	FRA	18	31:39,197	01:43,636	3	00:18,723	00:04,064	136,66	
9	77	Goossens Marc	DF1 Racing	Chev. Camaro	BEL	18	31:45,249	01:43,897	3	00:24,775	00:06,052	136,23	
10	42	Ferrara Luigi	42 Racing	Shadow Car	ITA	18	31:45,607	01:43,604	3	00:25,133	00:00,358	136,23	
11	3	Gabillon Frederic	RDV Competition	EuroNASCAR FJ	FRA	18	31:46,139	01:43,786	3	00:25,665	00:00,532	136,16	
12	90	Nori Andrea	Not Only M.S.	Chev. Camaro	ITA	18	31:51,517	01:44,277	3	00:31,043	00:05,378	135,81	CH
13	10	Delsaux Ulysse	RDV Competition	Chev. Camaro	FRA	18	31:51,868	01:44,465	3	00:31,394	00:00,351	135,81	JU
14	89	Dallara Davide	Not Only M.S.	Chev. Camaro	ITA	18	32:01,387	01:45,218	2	00:40,913	00:09,519	135,1	CH
15	23	Tuomaala Henri	Iceboys - DF1 R.	Chev. Camaro	FIN	18	32:01,626	01:44,823	3	00:41,152	00:00,239	135,1	CH
16	48	Sokolovskiy Yevgen	Marko Stipp M.S.	Chev. Camaro	UKR	18	32:08,090	01:45,749	3	00:47,616	00:06,464	134,61	CH
17	44	Waden Ian Eric	DF1 Racing	Chev. Camaro	FIN	18	32:20,741	01:45,400	3	01:00,267	00:12,651	133,78	CH
18	17	Manfre Bernardo	42 Racing	Shadow Car	ITA	18	32:43,563	01:46,741	3	01:23,089	00:22,822	132,21	CH
19	69	Bleekemolen Sebastiaan	T. Bleekemolen	Ford Mustang	NLD	15	26:48,556	01:43,587	3	-3 Lap	-3 Lap	134,5	CH
20	55	Armetta Fabrizio	The Club M.S.	Chev. Camaro	ITA	8	25:47,947	01:45,067	2	-10 Lap	-7 Lap	74,56	CH
21	8	Caso Dario	Vict Motorsport	Chev. Camaro	ITA	7	14:50,998	01:44,567	3	-11 Lap	-1 Lap	113,4	CH
22	12	Sini Francesco	Solaris Motorsport	Chev. Camaro	ITA	7	31:19,845	01:43,758	4	-11 Lap	16:28,847	53,71	
23	66	Lemarie Patrick	DF1 Racing	Chev. Camaro	FRA	6	29:09,192	01:44,757	2	-12 Lap	-1 Lap	49,46	
24	18	Maggi Giorgio	Hendriks M.Sport	Ford Mustang	CHE	5	09:27,175	01:43,590	3	-13 Lap	-1 Lap	127,14	JU

54-88-64 + 5 SEC. PENALTY TRACK LIMITS

Best Lap: Rider 7 - Hezemans Loris - Time: 01:41,774 at 141,67 Km/h

Circuit Ricardo Tormo

Final Official

Provisional Official

Length: 4005

Hour: 14:00:00

Stewards:

Hour:

C.of the Course:

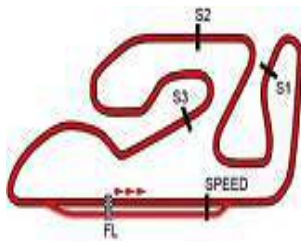
Hour:

15/05/2021

C.Timekeeper:

Hour: 14:43:06





Circuit Ricardo Tormo

MAY 14-15 16, 2021

Circuit Ricardo Tormo

NASCAR GP SPAIN-ROUNDS 1 & 2

ANALYSIS / SECTORS RACE 1 EN PRO

1		Ferrando Thomas		Acad. M./A. Caffi M.			
FRA				P.Vmax: 1		T. Ideal: 01:43,375	
Lap	Time	Sector 1	Sector 2	Sector 3	Sector 4	V.Max	Hour
1	FIRST LAP	00:29,219	00:28,449	00:24,853	00:28,796		14:04:57
2	01:44,370	00:24,577	00:27,429	00:23,971	00:28,393		14:06:41
3	01:43,726	00:23,924	00:27,239	00:24,201	00:28,362		14:08:25
4	01:44,465	00:24,020	00:27,520	00:24,365	00:28,560		14:10:10
5	01:43,895	00:23,966	00:27,293	00:24,252	00:28,384		14:11:53
6	01:44,316	00:23,876	00:27,667	00:24,466	00:28,307		14:13:38
7	01:43,888	00:23,961	00:27,222	00:24,348	00:28,357		14:15:22
8	01:44,069	00:24,022	00:27,374	00:24,367	00:28,306		14:17:06
9	01:44,217	00:24,115	00:27,398	00:24,252	00:28,452		14:18:50
10	01:44,575	00:24,050	00:27,354	00:24,588	00:28,583		14:20:35
11	01:44,814	00:24,165	00:27,552	00:24,532	00:28,565		14:22:19
12	01:46,109	00:24,491	00:27,821	00:24,959	00:28,838		14:24:05
13	01:44,826	00:24,047	00:27,753	00:24,392	00:28,634		14:25:50
14	01:44,780	00:24,116	00:27,629	00:24,476	00:28,559		14:27:35
15	01:44,853	00:24,132	00:27,661	00:24,525	00:28,535		14:29:20
16	01:44,822	00:24,155	00:27,619	00:24,477	00:28,571		14:31:05
17	01:44,551	00:24,097	00:27,473	00:24,439	00:28,542		14:32:49
18	01:44,977	00:24,159	00:27,536	00:24,542	00:28,740		14:34:34

3		Gabillon Frederic		RDV Competition			
FRA				P.Vmax: 1		T. Ideal: 01:43,785	
Lap	Time	Sector 1	Sector 2	Sector 3	Sector 4	V.Max	Hour
1	FIRST LAP	00:30,441	00:28,626	00:24,993	00:28,723		14:04:59
2	01:44,802	00:24,514	00:27,450	00:24,283	00:28,555		14:06:43
3	01:43,786	00:23,933	00:27,402	00:24,115	00:28,336		14:08:27
4	01:45,370	00:25,186	00:27,473	00:24,316	00:28,395		14:10:12
5	01:44,549	00:24,145	00:27,413	00:24,249	00:28,742		14:11:57
6	01:44,367	00:24,006	00:27,499	00:24,252	00:28,610		14:13:41
7	01:45,430	00:24,481	00:27,844	00:24,468	00:28,637		14:15:27
8	01:45,819	00:24,212	00:27,401	00:24,602	00:29,604		14:17:13
9	01:45,822	00:24,343	00:28,134	00:24,354	00:28,991		14:18:58
10	01:44,855	00:24,290	00:27,631	00:24,240	00:28,694		14:20:43
11	01:46,107	00:24,481	00:27,985	00:24,889	00:28,752		14:22:29
12	01:46,149	00:24,140	00:27,858	00:24,766	00:29,385		14:24:16
13	01:45,621	00:24,367	00:27,826	00:24,630	00:28,798		14:26:01
14	01:47,084	00:24,574	00:28,056	00:24,651	00:29,803		14:27:48
15	01:45,923	00:24,482	00:27,822	00:24,703	00:28,916		14:29:34
16	01:45,940	00:24,266	00:28,080	00:24,579	00:29,015		14:31:20
17	01:45,875	00:24,322	00:27,718	00:24,889	00:28,946		14:33:06
18	01:45,857	00:24,453	00:27,897	00:24,579	00:28,928		14:34:52

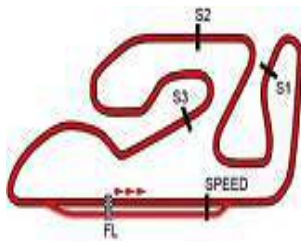
5		Villeneuve Jacques		Acad. M./A. Caffi M.			
CAN				P.Vmax: 1		T. Ideal: 01:43,526	
Lap	Time	Sector 1	Sector 2	Sector 3	Sector 4	V.Max	Hour
1	FIRST LAP	00:29,533	00:28,725	00:24,557	00:28,702		14:04:57
2	01:43,864	00:24,229	00:27,190	00:24,044	00:28,401		14:06:41
3	01:43,795	00:23,968	00:27,338	00:24,159	00:28,330		14:08:25
4	01:44,471	00:23,962	00:27,536	00:24,327	00:28,646		14:10:09
5	01:43,802	00:23,970	00:27,312	00:24,082	00:28,438		14:11:53
6	01:45,085	00:23,979	00:27,882	00:24,615	00:28,609		14:13:38
7	01:44,356	00:23,996	00:27,558	00:24,297	00:28,505		14:15:23
8	01:44,542	00:24,002	00:27,492	00:24,519	00:28,529		14:17:07
9	01:44,551	00:24,094	00:27,618	00:24,189	00:28,650		14:18:52
10	01:45,011	00:24,175	00:27,747	00:24,394	00:28,695		14:20:37
11	01:44,725	00:24,227	00:27,656	00:24,250	00:28,592		14:22:21

7		Hezemans Loris		Hendriks M.Sport			
NLD				P.Vmax: 1		T. Ideal: 01:41,730	
Lap	Time	Sector 1	Sector 2	Sector 3	Sector 4	V.Max	Hour
1	FIRST LAP	00:28,675	00:27,148	00:23,831	00:27,823		14:04:53
2	01:41,774	00:23,578	00:26,672	00:23,733	00:27,791		14:06:35
3	01:42,079	00:23,601	00:26,877	00:23,689	00:27,912		14:08:17
4	01:43,405	00:23,789	00:27,076	00:24,401	00:28,139		14:10:00
5	01:43,799	00:24,078	00:27,156	00:24,366	00:28,199		14:11:44
6	01:44,793	00:23,847	00:28,228	00:24,332	00:28,386		14:13:29
7	01:44,079	00:23,951	00:27,424	00:24,374	00:28,330		14:15:13
8	01:44,095	00:23,952	00:27,458	00:24,269	00:28,416		14:16:57
9	01:44,369	00:24,102	00:27,406	00:24,387	00:28,474		14:18:42
10	01:44,591	00:24,156	00:27,488	00:24,415	00:28,532		14:20:26
11	01:44,584	00:24,213	00:27,632	00:24,334	00:28,405		14:22:11
12	01:44,690	00:24,176	00:27,481	00:24,484	00:28,549		14:23:55
13	01:44,806	00:24,204	00:27,424	00:24,430	00:28,748		14:25:40
14	01:45,426	00:24,377	00:27,743	00:24,693	00:28,613		14:27:26
15	01:44,814	00:24,250	00:27,436	00:24,515	00:28,613		14:29:11
16	01:45,516	00:24,472	00:27,608	00:24,761	00:28,675		14:30:56
17	01:45,145	00:24,386	00:27,576	00:24,581	00:28,602		14:32:41
18	01:45,032	00:24,250	00:27,575	00:24,497	00:28,710		14:34:26

8		Caso Dario		Vict Motorsport			
ITA				P.Vmax: 1		T. Ideal: 01:44,357	
Lap	Time	Sector 1	Sector 2	Sector 3	Sector 4	V.Max	Hour
1	FIRST LAP	00:31,331	00:28,688	00:25,478	00:28,955		14:05:00
2	01:44,952	00:24,133	00:27,718	00:24,386	00:28,715		14:06:45
3	01:44,567	00:24,343	00:27,451	00:24,247	00:28,526		14:08:30
4	01:45,410	00:24,492	00:27,833	00:24,488	00:28,597		14:10:15
5	01:45,310	00:24,167	00:27,650	00:24,750	00:28,743		14:12:00
6	PIT	00:24,215	00:28,014	00:26,568	00:41,164		14:14:00
7	PIT	02:13,437	00:28,837	00:30,970	00:43,102		14:17:57

10		Delsaux Ulysse		RDV Competition			
FRA				P.Vmax: 1		T. Ideal: 01:44,416	
Lap	Time	Sector 1	Sector 2	Sector 3	Sector 4	V.Max	Hour
1	FIRST LAP	00:31,229	00:28,571	00:25,362	00:28,679		14:05:00
2	01:45,168	00:24,285	00:27,846	00:24,403	00:28,634		14:06:45
3	01:44,465	00:24,213	00:27,372	00:24,283	00:28,597		14:08:29
4	01:45,093	00:24,439	00:27,514	00:24,534	00:28,606		14:10:14
5	01:45,239	00:24,431	00:27,607	00:24,458	00:28,743		14:12:00
6	01:45,117	00:24,164	00:27,573	00:24,594	00:28,786		14:13:45
7	01:45,391	00:24,341	00:27,679	00:24,636	00:28,735		14:15:30
8	01:45,640	00:24,250	00:27,759	00:24,800	00:28,831		14:17:16
9	01:45,519	00:24,334	00:27,762	00:24,570	00:28,853		14:19:01
10	01:45,621	00:24,359	00:27,846	00:24,707	00:28,709		14:20:47
11	01:46,481	00:24,544	00:28,026	00:25,036	00:28,875		14:22:33
12	01:45,853	00:24,451	00:27,918	00:24,633	00:28,851		14:24:19
13	01:46,356	00:24,634	00:27,985	00:24,800	00:28,937		14:26:06
14	01:46,439	00:24,642	00:27,920	00:24,867	00:29,010		14:27:52
15	01:46,403	00:24,531	00:28,149	00:24,762	00:28,961		14:29:38





Circuit Ricardo Tormo

MAY 14-15 16, 2021

Circuit Ricardo Tormo

NASCAR GP SPAIN-ROUNDS 1 & 2

ANALYSIS / SECTORS RACE 1 EN PRO

1	FIRST LAP	19:00,666	00:28,791	00:24,727	00:28,975	14:23:29	9	01:45,006	00:24,174	00:27,620	00:24,526	00:28,686	14:18:43
2	01:44,757	00:24,252	00:27,632	00:24,260	00:28,613	14:25:14	10	01:44,616	00:24,308	00:27,384	00:24,484	00:28,440	14:20:28
3	01:45,105	00:24,379	00:27,742	00:24,211	00:28,773	14:26:59	11	01:44,609	00:24,289	00:27,556	00:24,341	00:28,423	14:22:12
4	01:45,157	00:24,472	00:27,721	00:24,261	00:28,703	14:28:44	12	01:44,928	00:24,355	00:27,544	00:24,400	00:28,629	14:23:57
5	01:45,412	00:24,686	00:27,587	00:24,386	00:28,753	14:30:29	13	01:46,466	00:24,699	00:28,393	00:24,573	00:28,801	14:25:44
6	01:45,602	00:24,465	00:27,568	00:24,483	00:29,086	14:32:15	14	01:45,398	00:24,420	00:27,717	00:24,514	00:28,747	14:27:29

69	Bleekemolen Sebastiaan	T. Bleekemolen					
	NLD	P.Vmax: 1 T. Ideal: 01:43,395					
Lap	Time	Sector 1	Sector 2	Sector 3	Sector 4	V.Max	Hour
1	FIRST LAP	00:29,860	00:28,304	00:25,290	00:28,948		14:04:58
2	01:44,856	00:24,380	00:27,629	00:24,193	00:28,654		14:06:43
3	01:43,587	00:23,779	00:27,304	00:24,173	00:28,331		14:08:27
4	01:44,866	00:24,656	00:27,408	00:24,220	00:28,582		14:10:11
5	01:43,842	00:24,046	00:27,484	00:24,146	00:28,166		14:11:55
6	01:45,310	00:23,974	00:27,466	00:24,438	00:29,432		14:13:41
7	01:44,998	00:24,671	00:27,666	00:24,246	00:28,415		14:15:26
8	01:45,409	00:23,962	00:27,704	00:24,834	00:28,909		14:17:11
9	01:45,437	00:24,452	00:27,713	00:24,442	00:28,830		14:18:56
10	01:44,749	00:24,459	00:27,537	00:24,354	00:28,399		14:20:41
11	01:44,087	00:24,083	00:27,412	00:24,320	00:28,272		14:22:25
12	01:44,423	00:24,066	00:27,654	00:24,234	00:28,469		14:24:10
13	01:44,712	00:24,029	00:27,541	00:24,448	00:28,694		14:25:54
14	01:53,913	00:24,290	00:30,134	00:28,192	00:31,297		14:27:48
15	PIT	00:25,340	00:31,896	00:26,346	00:42,383		14:29:54

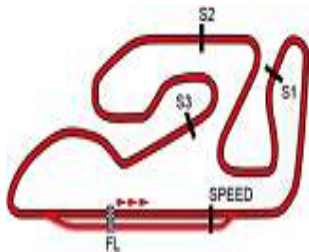
89	Dallara Davide	Not Only M.S.					
	ITA	P.Vmax: 1 T. Ideal: 01:45,101					
Lap	Time	Sector 1	Sector 2	Sector 3	Sector 4	V.Max	Hour
1	FIRST LAP	00:31,684	00:28,652	00:25,396	00:29,321		14:05:01
2	01:45,218	00:24,247	00:27,605	00:24,596	00:28,770		14:06:46
3	01:45,219	00:24,269	00:27,612	00:24,523	00:28,815		14:08:31
4	01:45,758	00:24,567	00:27,695	00:24,700	00:28,796		14:10:17
5	01:45,848	00:24,265	00:27,782	00:25,003	00:28,798		14:12:03
6	01:46,043	00:24,381	00:27,753	00:24,602	00:29,307		14:13:49
7	01:46,253	00:24,368	00:27,920	00:24,706	00:29,259		14:15:35
8	01:45,689	00:24,518	00:27,571	00:24,797	00:28,803		14:17:21
9	01:45,809	00:24,618	00:27,753	00:24,678	00:28,760		14:19:07
10	01:46,446	00:24,363	00:28,283	00:24,788	00:29,012		14:20:53
11	01:46,379	00:24,497	00:27,980	00:24,687	00:29,215		14:22:39
12	01:46,199	00:24,563	00:27,886	00:24,659	00:29,091		14:24:26
13	01:46,732	00:24,515	00:28,018	00:24,869	00:29,330		14:26:12
14	01:46,779	00:24,657	00:28,017	00:24,874	00:29,231		14:27:59
15	01:46,750	00:24,613	00:28,113	00:24,856	00:29,168		14:29:46
16	01:46,971	00:24,605	00:28,056	00:24,853	00:29,457		14:31:33
17	01:47,375	00:24,627	00:28,554	00:24,909	00:29,285		14:33:20
18	01:46,866	00:24,629	00:28,079	00:24,901	00:29,257		14:35:07

77	Goossens Marc	DF1 Racing					
	BEL	P.Vmax: 1 T. Ideal: 01:43,767					
Lap	Time	Sector 1	Sector 2	Sector 3	Sector 4	V.Max	Hour
1	FIRST LAP	00:30,523	00:28,866	00:24,955	00:28,657		14:04:59
2	01:45,115	00:24,477	00:27,818	00:24,331	00:28,489		14:06:44
3	01:43,897	00:23,855	00:27,543	00:24,152	00:28,347		14:08:28
4	01:44,464	00:24,238	00:27,413	00:24,337	00:28,476		14:10:12
5	01:44,503	00:23,855	00:27,516	00:24,442	00:28,690		14:11:57
6	01:44,351	00:23,868	00:27,560	00:24,319	00:28,604		14:13:41
7	01:45,243	00:24,504	00:27,807	00:24,458	00:28,474		14:15:26
8	01:45,199	00:24,106	00:27,711	00:24,609	00:28,773		14:17:11
9	01:45,571	00:24,265	00:27,981	00:24,516	00:28,809		14:18:57
10	01:45,682	00:24,502	00:27,878	00:24,550	00:28,752		14:20:43
11	01:45,590	00:24,474	00:27,922	00:24,630	00:28,564		14:22:28
12	01:45,873	00:24,161	00:28,259	00:24,750	00:28,703		14:24:14
13	01:45,918	00:24,326	00:27,932	00:24,773	00:28,887		14:26:00
14	01:47,289	00:24,468	00:28,116	00:24,872	00:29,833		14:27:47
15	01:46,007	00:24,334	00:28,000	00:24,861	00:28,812		14:29:33
16	01:45,789	00:24,301	00:27,942	00:24,761	00:28,785		14:31:19
17	01:46,172	00:24,328	00:28,057	00:24,834	00:28,953		14:33:05
18	01:45,585	00:24,212	00:27,893	00:24,667	00:28,813		14:34:51

90	Nori Andrea	Not Only M.S.					
	ITA	P.Vmax: 1 T. Ideal: 01:44,244					
Lap	Time	Sector 1	Sector 2	Sector 3	Sector 4	V.Max	Hour
1	FIRST LAP	00:30,849	00:28,512	00:25,300	00:28,650		14:04:59
2	01:45,319	00:24,462	00:27,762	00:24,435	00:28,660		14:06:44
3	01:44,277	00:23,883	00:27,515	00:24,352	00:28,527		14:08:29
4	01:45,391	00:24,432	00:27,534	00:24,619	00:28,806		14:10:14
5	01:44,865	00:24,252	00:27,647	00:24,472	00:28,494		14:11:59
6	01:45,175	00:24,337	00:27,577	00:24,614	00:28,647		14:13:44
7	01:45,398	00:24,397	00:27,698	00:24,685	00:28,618		14:15:29
8	01:45,523	00:24,379	00:27,827	00:24,619	00:28,698		14:17:15
9	01:45,617	00:24,471	00:27,761	00:24,610	00:28,775		14:19:01
10	01:45,827	00:24,474	00:27,843	00:24,708	00:28,802		14:20:46
11	01:46,376	00:24,616	00:28,023	00:24,927	00:28,810		14:22:33
12	01:46,010	00:24,564	00:27,905	00:24,627	00:28,914		14:24:19
13	01:46,164	00:24,607	00:27,968	00:24,737	00:28,852		14:26:05
14	01:46,505	00:24,725	00:28,041	00:24,807	00:28,932		14:27:51
15	01:46,390	00:24,644	00:28,039	00:24,841	00:28,866		14:29:38
16	01:46,198	00:24,612	00:28,107	00:24,744	00:28,735		14:31:24
17	01:46,357	00:24,790	00:28,075	00:24,793	00:28,699		14:33:10
18	01:46,814	00:24,825	00:28,161	00:24,832	00:28,996		14:34:57

88	Day Alon	CAAL Racing					
	ISR	P.Vmax: 1 T. Ideal: 01:41,926					
Lap	Time	Sector 1	Sector 2	Sector 3	Sector 4	V.Max	Hour
1	FIRST LAP	00:28,061	00:26,941	00:23,746	00:27,910		14:04:52
2	01:42,003	00:23,597	00:26,926	00:23,675	00:27,805		14:06:34
3	01:42,226	00:23,727	00:26,849	00:23,781	00:27,869		14:08:17
4	01:43,585	00:23,899	00:27,050	00:24,530	00:28,106		14:10:00
5	01:43,725	00:24,122	00:27,125	00:24,434	00:28,044		14:11:44
6	01:45,628	00:24,249	00:28,496	00:24,547	00:28,336		14:13:30
7	01:44,284	00:23,915	00:27,432	00:24,427	00:28,510		14:15:14
8	01:44,301	00:24,308	00:27,387	00:24,294	00:28,312		14:16:58





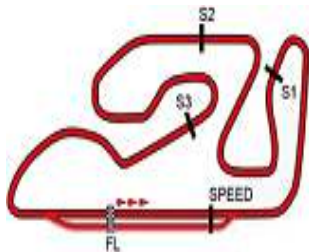
Circuit Ricardo Tormo

NASCAR GP SPAIN-ROUNDS 1 & 2

Análisis por vuelta RACE 1 EN PRO

Lap: 1			Lap: 2			Lap: 3			Lap: 4			Lap: 5			Lap: 6			Lap: 7			Lap: 8			Lap: 9			Lap: 10			Lap: 11								
Num	Tiempo	GAP	Num	Tiempo	GAP	Num	Tiempo	GAP	Num	Tiempo	GAP	Num	Tiempo	GAP	Num	Tiempo	GAP	Num	Tiempo	GAP	Num	Tiempo	GAP	Num	Tiempo	GAP	Num	Tiempo	GAP									
88	FIRST LAP		88	01:42,003		88	01:42,226		88	01:43,585		88	01:43,725		88	01:44,793		88	01:44,079		88	01:44,284	0,703	88	01:44,369		88	01:44,369		88	01:45,006	1,546	88	01:44,616	1,571	88	01:44,609	1,596
7	FIRST LAP	0,819	7	01:41,774	0,590	7	01:42,079	0,443	7	01:43,405	0,263	7	01:43,799	0,337	7	01:44,367	12,330	7	01:44,284	0,703	7	01:44,369	15,011	7	01:44,284	0,703	7	01:44,369	15,011	7	01:44,369	15,011	7	01:44,369	15,011	7	01:44,369	15,011
22	FIRST LAP	2,403	54	01:42,220	2,977	54	01:42,129	2,880	54	01:42,601	1,896	54	01:42,876	1,047	54	01:44,914	1,559	54	01:44,914	1,559	54	01:44,914	1,559	54	01:44,639	1,733	54	01:44,639	1,733	54	01:44,639	1,733	54	01:44,639	1,733	54	01:44,639	1,733
54	FIRST LAP	2,760	22	01:43,486	3,886	22	01:43,817	4,477	22	01:43,442	4,334	22	01:43,798	4,407	22	01:44,274	3,421	22	01:44,274	3,421	22	01:44,274	3,421	22	01:44,543	3,997	22	01:44,543	3,997	22	01:44,543	3,997	22	01:44,543	3,997	22	01:44,543	3,997
50	FIRST LAP	4,472	50	01:43,597	6,066	50	01:43,271	7,111	23	01:45,626	18,039	23	01:45,545	18,992	50	01:44,327	6,836	50	01:44,327	6,836	50	01:44,327	6,836	50	01:44,763	7,633	50	01:44,763	7,633	50	01:44,763	7,633	50	01:44,763	7,633			
1	FIRST LAP	4,659	5	01:43,864	6,720	5	01:43,795	8,289	44	01:45,545	18,992	44	01:45,545	18,992	1	01:44,388	8,571	1	01:44,388	8,571	1	01:44,388	8,571	1	01:44,217	8,393	1	01:44,217	8,393	1	01:44,217	8,393	1	01:44,217	8,393			
5	FIRST LAP	4,859	1	01:44,370	7,026	1	01:43,726	8,526	48	01:45,907	20,049	48	01:45,907	20,049	5	01:44,356	9,484	5	01:44,356	9,484	5	01:44,356	9,484	5	01:44,551	10,113	5	01:44,551	10,113	5	01:44,551	10,113	5	01:44,551	10,113			
18	FIRST LAP	5,081	18	01:44,319	7,397	18	01:43,590	8,761	17	01:48,739	25,921	17	01:48,739	25,921	42	01:44,667	11,918	42	01:44,667	11,918	42	01:44,667	11,918	42	01:44,518	13,477	42	01:44,518	13,477	42	01:44,518	13,477	42	01:44,518	13,477			
42	FIRST LAP	5,364	42	01:44,651	8,012	42	01:43,604	9,390	64	01:44,484	10,460	64	01:44,484	10,460	8	PIT	31,325	8	PIT	31,325	8	PIT	31,325	64	01:44,540	14,729	64	01:44,540	14,729	64	01:44,540	14,729	64	01:44,540	14,729			
69	FIRST LAP	5,744	64	01:44,363	8,151	64	01:43,726	8,526	42	01:45,161	10,966	42	01:45,161	10,966	17	01:48,070	33,437	17	01:48,070	33,437	17	01:48,070	33,437	69	01:45,437	14,837	69	01:45,437	14,837	69	01:45,437	14,837	69	01:45,437	14,837			
64	FIRST LAP	5,791	69	01:44,856	8,597	69	01:43,636	9,561	69	01:44,866	11,239	69	01:44,866	11,239	55	01:45,067	01:20,1	55	01:45,067	01:20,1	55	01:45,067	01:20,1	77	01:45,571	15,474	77	01:45,571	15,474	77	01:45,571	15,474	77	01:45,571	15,474			
3	FIRST LAP	6,125	3	01:44,802	8,924	3	01:42,129	2,880	77	01:44,464	12,005	77	01:44,464	12,005	3	01:44,998	12,455	3	01:44,998	12,455	3	01:44,998	12,455	3	01:45,822	16,858	3	01:45,822	16,858	3	01:45,822	16,858	3	01:45,822	16,858			
77	FIRST LAP	6,343	77	01:45,115	9,455	77	01:42,129	2,880	3	01:45,370	12,269	3	01:45,370	12,269	77	01:45,243	13,168	77	01:45,243	13,168	77	01:45,243	13,168	90	01:45,617	19,006	90	01:45,617	19,006	90	01:45,617	19,006	90	01:45,617	19,006			
90	FIRST LAP	6,653	10	01:45,168	10,348	10	01:43,817	4,477	90	01:45,391	13,826	90	01:45,391	13,826	3	01:45,430	13,681	3	01:45,430	13,681	3	01:45,430	13,681	10	01:45,519	19,603	10	01:45,519	19,603	10	01:45,519	19,603	10	01:45,519	19,603			
10	FIRST LAP	7,183	8	01:44,952	10,743	8	01:43,726	8,526	10	01:45,093	14,095	10	01:45,093	14,095	90	01:45,398	16,330	90	01:45,398	16,330	90	01:45,398	16,330	89	01:45,809	25,020	89	01:45,809	25,020	89	01:45,809	25,020	89	01:45,809	25,020			
8	FIRST LAP	7,794	89	01:45,218	11,610	89	01:43,726	8,526	8	01:45,410	14,909	8	01:45,410	14,909	10	01:45,391	16,908	10	01:45,391	16,908	10	01:45,391	16,908	23	01:45,805	26,411	23	01:45,805	26,411	23	01:45,805	26,411	23	01:45,805	26,411			
89	FIRST LAP	8,395	23	01:46,148	13,401	23	01:43,726	8,526	89	01:45,758	16,776	89	01:45,758	16,776	22	01:46,253	21,986	22	01:46,253	21,986	22	01:46,253	21,986	44	01:46,379	29,862	44	01:46,379	29,862	44	01:46,379	29,862	44	01:46,379	29,862			
44	FIRST LAP	9,067	44	01:46,794	13,858	44	01:43,726	8,526	44	01:46,134	24,703	44	01:46,134	24,703	48	01:45,793	25,338	48	01:45,793	25,338	48	01:45,793	25,338	48	01:46,624	30,401	48	01:46,624	30,401	48	01:46,624	30,401	48	01:46,624	30,401			
23	FIRST LAP	9,256	48	01:46,495	14,204	48	01:43,726	8,526	17	01:48,739	25,921	17	01:48,739	25,921	17	01:47,893	37,251	17	01:47,893	37,251	17	01:47,893	37,251	17	01:48,191	45,830	17	01:48,191	45,830	17	01:48,191	45,830	17	01:48,191	45,830			
48	FIRST LAP	9,712	17	01:47,839	16,252	17	01:43,726	8,526	18	02:06,644	31,820	18	02:06,644	31,820	55	01:45,557	01:21,5	55	01:45,557	01:21,5	55	01:45,557	01:21,5	55	PIT	01:33,6	55	PIT	01:33,6	55	PIT	01:33,6	55	PIT	01:33,6			
17	FIRST LAP	10,416	64	01:43,636	9,561	64	01:43,636	9,561	69	01:43,842	11,356	69	01:43,842	11,356	55	01:45,557	01:21,5	55	01:45,557	01:21,5	55	01:45,557	01:21,5	55	PIT	01:33,6	55	PIT	01:33,6	55	PIT	01:33,6						





Circuit Ricardo Tormo

NASCAR GP SPAIN-ROUNDS 1 & 2

Análisis por vuelta RACE 1 EN PRO

22	01:44,669	4,065	89	01:46,732	32,105	54	01:45,238	2,376	44	01:48,003	01:00,2
50	01:45,005	8,396	23	01:46,384	32,547	88	01:45,575	3,869	17	01:49,169	01:23,0
1	01:44,814	8,607	48	01:46,784	40,123	22	01:45,289	4,216			
5	01:44,725	10,674	44	01:49,978	44,948	1	01:44,822	8,745			
64	01:44,275	13,008	17	01:49,011	01:02,4	50	01:45,357	11,801			
69	01:44,087	14,498	55	01:46,150	01:12,1	5	01:45,261	12,933			
77	01:45,590	17,571	66	01:45,105	01:18,4	64	01:45,099	13,108			
42	01:46,286	18,275	12	01:44,566	01:38,2	77	01:45,789	23,195			
3	01:46,107	18,645				42	01:45,648	23,592			
90	01:46,376	22,034	Lap: 14			3	01:45,940	24,110			
10	01:46,481	22,530	Num	Tiempo	GAP	90	01:46,198	28,049			
89	01:46,379	28,670	7	01:45,426		10	01:46,159	28,488			
23	01:46,027	29,460	54	01:44,924	2,437	89	01:46,971	36,849			
48	01:46,693	36,022	88	01:45,398	3,466	23	01:47,045	37,218			
44	01:47,664	36,746	22	01:45,520	3,948	48	01:46,084	43,551			
17	01:48,362	53,764	1	01:44,780	9,400	44	01:48,533	54,241			
66	FIRST LAP	01:18,1	50	01:45,646	11,519	17	01:49,559	01:14,9			
12	FIRST LAP	01:39,2	5	01:45,821	12,069	66	01:45,602	01:18,8			
			64	01:45,640	12,295	12	01:44,026	01:34,4			
			77	01:47,289	21,729						
			42	01:46,775	22,061	Lap: 17					
			3	01:47,084	22,577	Num	Tiempo	GAP			
			69	01:53,913	22,624	7	01:45,145				
			90	01:46,505	25,791	54	01:44,781	2,012			
			10	01:46,439	26,256	88	01:45,867	4,591			
			89	01:46,779	33,458	22	01:46,083	5,154			
			23	01:46,782	33,903	1	01:44,551	8,151			
			48	01:46,769	41,466	50	01:45,647	12,303			
			44	01:48,754	48,276	64	01:45,281	13,244			
			17	01:49,972	01:06,9	5	01:46,431	14,219			
			66	01:45,157	01:18,2	77	01:46,172	24,222			
			55	PIT	01:27,9	42	01:46,178	24,625			
			12	01:43,758	01:36,5	42	01:45,875	24,840			
						3	01:45,875	24,840			
						90	01:46,357	29,261			
			Lap: 15			10	01:46,513	29,856			
			Num	Tiempo	GAP	89	01:47,375	39,079			
			7	01:44,814		23	01:47,451	39,524			
			54	01:45,031	2,654	48	01:47,853	46,259			
			88	01:45,158	3,810	44	01:48,200	57,296			
			22	01:45,309	4,443	17	01:49,153	01:18,9			
			1	01:44,853	9,439	12	PIT	01:44,4			
			50	01:45,255	11,960						
			5	01:45,933	13,188	Lap: 18					
			64	01:46,044	13,525	Num	Tiempo	GAP			
			77	01:46,007	22,922	7	01:45,032				
			42	01:46,213	23,460	54	01:44,734	1,714			
			3	01:45,923	23,686	88	01:45,697	5,256			
			90	01:46,390	27,367	22	01:45,693	5,815			
			10	01:46,403	27,845	1	01:44,977	8,096			
			89	01:46,750	35,394	50	01:46,362	13,633			
			23	01:46,600	35,689	64	01:45,511	13,723			
			48	01:46,331	42,983	5	01:45,472	14,659			
			69	43,775		77	01:45,585	24,775			
			44	01:47,762	51,224	42	01:45,540	25,133			
			17	01:48,735	01:10,9	3	01:45,857	25,665			
			66	01:45,412	01:18,8	90	01:46,814	31,043			
			12	01:44,233	01:35,9	10	01:46,570	31,394			
						89	01:46,866	40,913			
			Lap: 16			23	01:46,660	41,152			
			Num	Tiempo	GAP	48	01:46,389	47,616			
			7	01:45,516							

